



Digital Economy and Society Index (DESI) 2020

United Kingdom

About the DESI

The European Commission has been monitoring Member States' digital progress through the Digital Economy and Society Index (DESI) reports since 2014. The DESI reports include both country profiles and thematic chapters. In addition, an in-depth telecoms chapter is annexed to the reports for each Member State.

The DESI country reports combine quantitative evidence from the DESI indicators across the five dimensions of the index with country-specific policy insights and best practices.

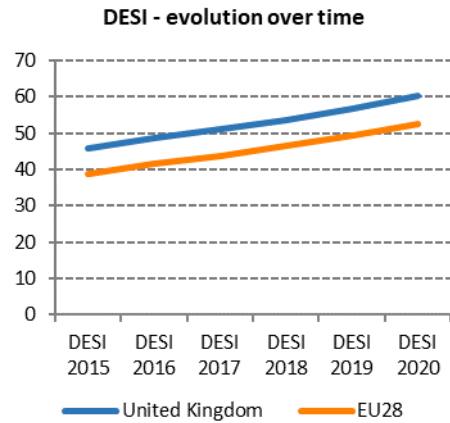
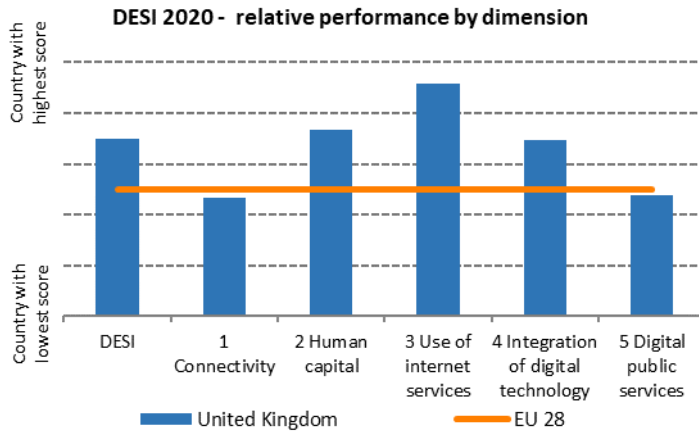
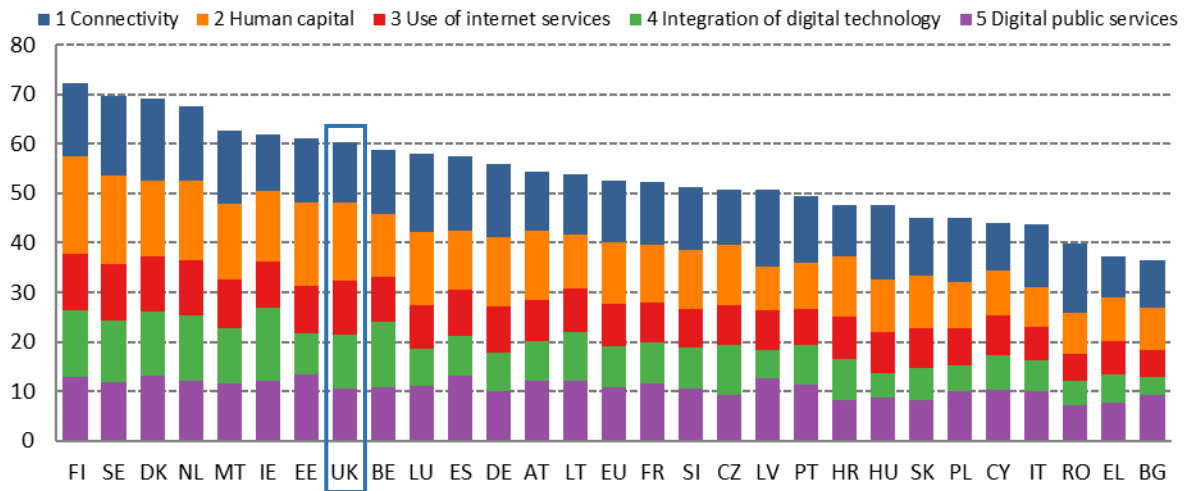
As regards the thematic chapters, the DESI 2020 report includes a European-level analysis of broadband connectivity, digital skills, use of the internet, digitisation of businesses, digital public services, emerging technologies, cyber security, the ICT sector and its R&D spending and Member States' use of Horizon 2020 funds.

To improve the methodology of the index and take account of the latest technological developments, a number of changes were made to the 2020 edition of DESI, which now includes Fixed very high capacity network (VHCN) coverage. The DESI was re-calculated for all countries for previous years to reflect the changes in the choice of indicators and corrections made to the underlying data. Country scores and rankings may thus have changed compared with previous publications. As the figures refer to 2019, the United Kingdom is still included in the 2020 DESI, and EU averages are calculated for 28 Member States. For further information, please consult the DESI website: <https://ec.europa.eu/digital-single-market/en/desi>.

Overview

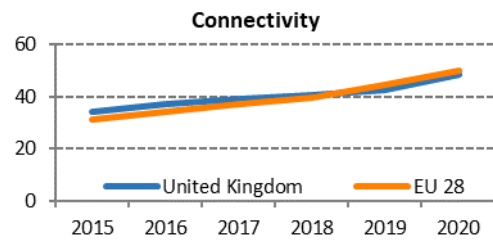
	United Kingdom		EU
	rank	score	score
DESI 2020	8	60.4	52.6
DESI 2019	7	56.6	49.4
DESI 2018	6	53.5	46.5

Digital Economy and Society Index (DESI) 2020 ranking



1 Connectivity

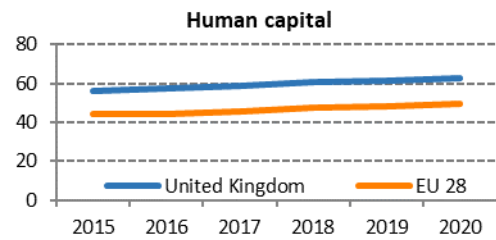
1 Connectivity	United Kingdom		EU
	rank	score	score
DESI 2020	20	48.8	50.1
DESI 2019	21	42.8	44.7
DESI 2018	15	40.8	39.9



	United Kingdom			EU
	DESI 2018 value	DESI 2019 value	DESI 2020 value	DESI 2020 value
1a1 Overall fixed broadband take-up % households	88% 2017	93% 2018	94% 2019	78% 2019
1a2 At least 100 Mbps fixed broadband take-up % households	15% 2017	16% 2018	19% 2019	26% 2019
1b1 Fast broadband (NGA) coverage % households	94% 2017	95% 2018	96% 2019	86% 2019
1b2 Fixed Very High Capacity Network (VHCN) coverage % households	3% 2017	4% 2018	10% 2019	44% 2019
1c1 4G coverage % households (average of operators)	98% 2017	98% 2018	99% 2019	96% 2019
1c2 Mobile broadband take-up Subscriptions per 100 people	89 2017	98 2018	101 2019	100 2019
1c3 5G readiness Assigned spectrum as a % of total harmonised 5G spectrum	NA	0% 2019	23% 2020	21% 2020
1d1 Broadband price index Score (0 to 100)	NA	NA	63 2019	64 2019

2 Human capital

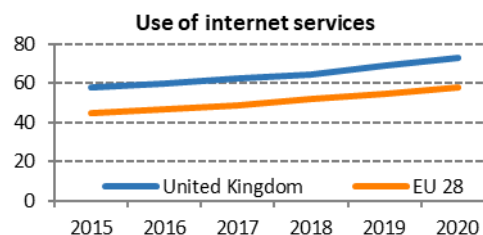
2 Human capital	United Kingdom		EU
	rank	score	score
DESI 2020	5	63.0	49.3
DESI 2019	5	61.6	47.9
DESI 2018	4	61.0	47.6



	United Kingdom			EU
	DESI 2018 value	DESI 2019 value	DESI 2020 value	DESI 2020 value
2a1 At least basic digital skills % individuals	71% 2017	71% 2017	74% 2019	58% 2019
2a2 Above basic digital skills % individuals	46% 2017	46% 2017	49% 2019	33% 2019
2a3 At least basic software skills % individuals	73% 2017	73% 2017	75% 2019	61% 2019
2b1 ICT specialists % total employment	5.1% 2016	5.1% 2017	5.1% 2018	3.9% 2018
2b2 Female ICT specialists % female employment	1.8% 2016	1.9% 2017	1.8% 2018	1.4% 2018
2b3 ICT graduates % graduates	3.6% 2015	3.6% 2016	3.8% 2017	3.6% 2017

3 Use of internet services

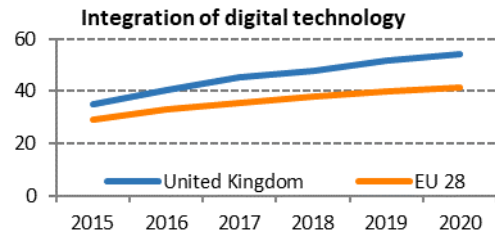
3 Use of internet services	United Kingdom		EU
	rank	score	score
DESI 2020	5	73.3	58.0
DESI 2019	5	69.0	55.0
DESI 2018	6	64.4	51.8



	United Kingdom			EU
	DESI 2018 value	DESI 2019 value	DESI 2020 value	DESI 2020 value
3a1 People who have never used the internet % individuals	4% 2017	4% 2018	3% 2019	9% 2019
3a2 Internet users % individuals	93% 2017	94% 2018	95% 2019	85% 2019
3b1 News % internet users	72% 2017	72% 2017	74% 2019	72% 2019
3b2 Music, videos and games % internet users	80% 2016	88% 2018	88% 2018	81% 2018
3b3 Video on demand % internet users	34% 2016	53% 2018	53% 2018	31% 2018
3b4 Video calls % internet users	53% 2017	51% 2018	56% 2019	60% 2019
3b5 Social networks % internet users	75% 2017	74% 2018	77% 2019	65% 2019
3b6 Doing an online course % internet users	14% 2017	14% 2017	20% 2019	11% 2019
3c1 Banking % internet users	72% 2017	78% 2018	81% 2019	66% 2019
3c2 Shopping % internet users	86% 2017	87% 2018	91% 2019	71% 2019
3c3 Selling online % internet users	22% 2017	28% 2018	32% 2019	23% 2019

4 Integration of digital technology

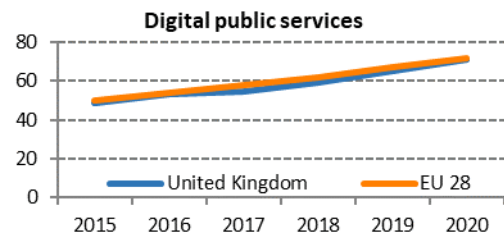
4 Integration of digital technology	United Kingdom		EU
	rank	score	score
DESI 2020	8	54.2	41.4
DESI 2019	7	52.0	39.8
DESI 2018	7	47.8	37.8



	United Kingdom			EU
	DESI 2018 value	DESI 2019 value	DESI 2020 value	DESI 2020 value
4a1 Electronic information sharing % enterprises	19% 2017	19% 2017	24% 2019	34% 2019
4a2 Social media % enterprises	42% 2017	42% 2017	38% 2019	25% 2019
4a3 Big data % enterprises	15% 2016	NA 2018	NA 2018	12% 2018
4a4 Cloud % enterprises	NA 2017	30% 2018	30% 2018	18% 2018
4b1 SMEs selling online % SMEs	19% 2017	19% 2018	24% 2019	18% 2019
4b2 e-Commerce turnover % SME turnover	9% 2017	11% 2018	13% 2019	11% 2019
4b3 Selling online cross-border % SMEs	9% 2017	9% 2017	8% 2019	8% 2019

5 Digital public services

5 Digital public services	United Kingdom		EU
	rank	score	score
DESI 2020	16	70.8	72.0
DESI 2019	17	64.8	67.0
DESI 2018	16	59.0	61.8



	United Kingdom			EU
	DESI 2018 value	DESI 2019 value	DESI 2020 value	DESI 2020 value
5a1 e-Government users % internet users needing to submit forms	80% 2017	84% 2018	89% 2019	67% 2019
5a2 Pre-filled forms Score (0 to 100)	17 2017	18 2018	21 2019	59 2019
5a3 Online service completion Score (0 to 100)	81 2017	86 2018	93 2019	90 2019
5a4 Digital public services for businesses Score (0 to 100) - including domestic and cross-border	92 2017	97 2018	97 2019	88 2019
5a5 Open data % of maximum score	NA	NA	60% 2019	66% 2019