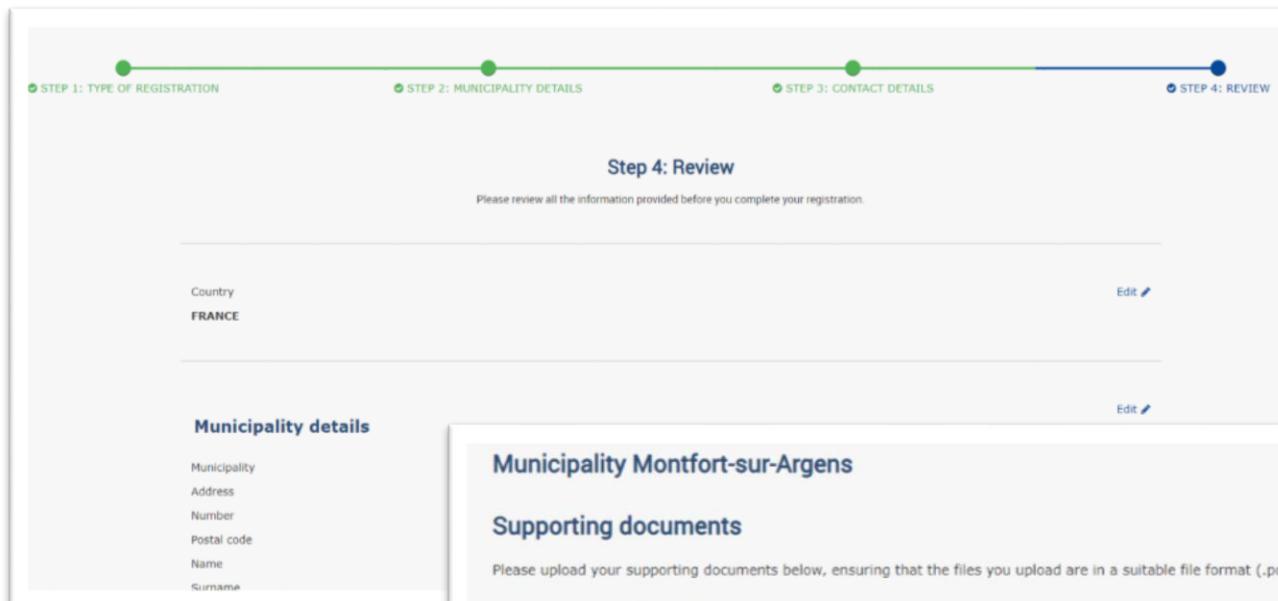


4stupňový registrační proces na portálu



Progress bar: STEP 1: TYPE OF REGISTRATION (green), STEP 2: MUNICIPALITY DETAILS (green), STEP 3: CONTACT DETAILS (green), STEP 4: REVIEW (blue)

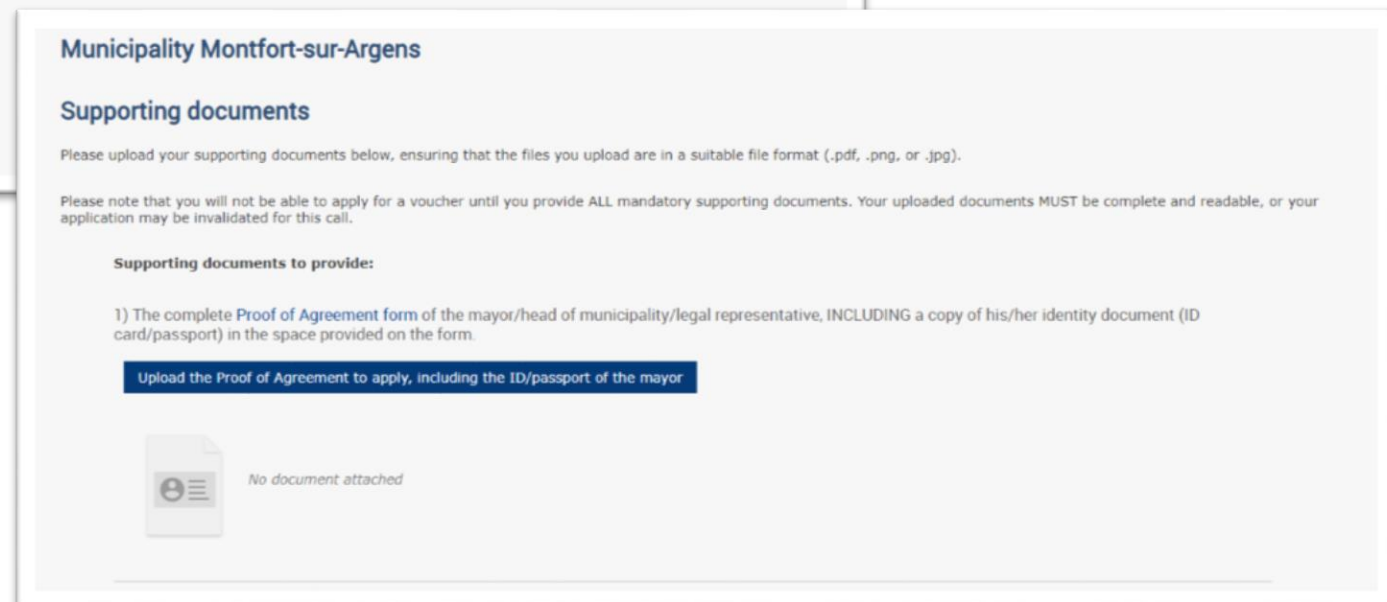
Step 4: Review

Please review all the information provided before you complete your registration.

Country: FRANCE [Edit](#)

Municipality details [Edit](#)

- Municipality
- Address
- Number
- Postal code
- Name
- Surname



Municipality Montfort-sur-Argens

Supporting documents


Please upload your supporting documents below, ensuring that the files you upload are in a suitable file format (.pdf, .png, or .jpg).

Please note that you will not be able to apply for a voucher until you provide ALL mandatory supporting documents. Your uploaded documents MUST be complete and readable, or your application may be invalidated for this call.

Supporting documents to provide:

- 1) The complete Proof of Agreement form of the mayor/head of municipality/legal representative, INCLUDING a copy of his/her identity document (ID card/passport) in the space provided on the form.

[Upload the Proof of Agreement to apply, including the ID/passport of the mayor](#)

 No document attached

1 – Registration – Editing mode

Při přípravě na další výzvu k podávání žádostí mohou obce upravovat své registrační údaje (např. jméno starosty, kontaktní údaje)

My application Registered Wi-Fi installation companies My history

My registration(s)

[✎ Edit my registration](#)

Municipality details

[Upload documents](#)

Municipality	
Country	FRANCE
Street name	Rue de la Mairie
Number	1
Postal code	84000
Mayor/head of municipality/legal representative name	Madame
Mayor/head of municipality/legal representative surname	Mayor

My registration(s) (Editing mode)

Municipality details

Street name
Rue de la Mairie

Number
1

Postal code
84000

Mayor/head of municipality/legal representative name
Madame

Mayor/head of municipality/legal representative surname
Mayor

Mayor/head of municipality/legal representative email address
edccwifitraining@gmail.com

S dalšími kroky pomohou obcím pokyny ve dvou zaslaných e-mailových zprávách

INSTANT NOTIFICATION
21/03/2019

CNS
Corporate Notification System

WiFi4EU - Notification

WiFi4EU Portal **WiFi4EU: Municipality registration**
Dear Sir/Madam,

Thank you for your registration for WiFi4EU.

Please consult the WiFi4EU Portal for more information about upcoming calls, including when the next call for applications will be open, as well as link to the Frequently Asked Questions (FAQ).
You are also invited to join the WiFi4EU Community, an interactive forum that serves as a direct, focal point with stakeholders (i.e. municipalities and Wi-Fi installation companies) for information exchange about the WiFi4EU initiative. For more information, visit <https://ec.europa.eu/futurium/wifi4eu>
We look forward to your participation.

Best regards,
The WiFi4EU team

This is an automated message. Please do not reply to this email.
You will find further information on the WiFi4EU main page (<https://ec.europa.eu/digital-single-market/en/policies/wifi4eu-free-wi-fi-europeans?lang=en>), including a list of frequently asked questions (<https://ec.europa.eu/digital-single-market/en/faq/wifi4eu-questions-and-answers>).
Alternatively, you may contact us directly via our Helpdesk (<https://europa.eu/european-union/contact/write-to-us>).

INSTANT NOTIFICATION
21/03/2019

CNS
Corporate Notification System

WiFi4EU - Notification

WiFi4EU Portal **WiFi4EU: supporting documents for registration**
Dear Sir/Madam,

Thank you for your registration.

As indicated on our web page, you are required to complete your registration with the following supporting documents:

1. The complete Proof of Agreement form of the legal representative (i.e. mayor/head of municipality), INCLUDING a copy of his/her identity document (passport/ID card)
2. The copy of an act of nomination or document establishing that the legal representative (mayor/head of municipality) represents the municipality.

Please upload the documents (1) and (2) as two separate files in the WiFi4EU Portal under the "My application" page using a suitable format (.pdf, .png, or .jpg).
Note that you must first upload the required supporting documents in order to be able to apply for the call once it is open.
Therefore, we would advise you to upload the documents as soon as possible.

Best regards,
The WiFi4EU team

This is an automated message. Please do not reply to this email.
You will find further information on the WiFi4EU main page (<https://ec.europa.eu/digital-single-market/en/policies/wifi4eu-free-wi-fi-europeans?lang=en>), including a list of frequently asked questions (<https://ec.europa.eu/digital-single-market/en/faq/wifi4eu-questions-and-answers>).
Alternatively, you may contact us directly via our Helpdesk (<https://europa.eu/european-union/contact/write-to-us>).