

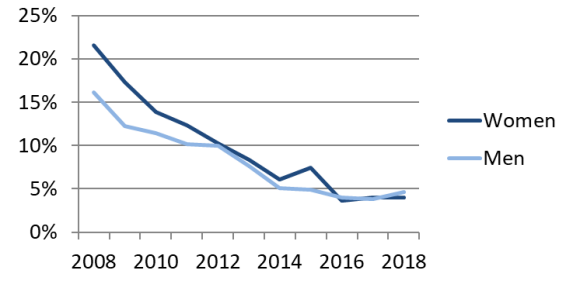
	United Kingdom		EU	
	Women value	Men rank	Women value	Men value
<b>1 Use of internet</b>				
<b>1.1 Regular internet use</b>	94%	2	94%	84%
% individuals, 2018				
<b>1.2 People who never used the internet</b>	4%	3	5%	11%
% individuals, 2018				
<b>1.3 Online banking</b>	78%	7	78%	64%
% internet users, 2018				
<b>1.4 Using professional social networks</b>	21%	3	26%	18%
% internet users, 2017				
<b>1.5 Doing an online course</b>	13.3%	4	14.1%	8.1%
% internet users, 2017				
<b>1.6 Online consultations or voting</b>	13.4%	7	13.8%	9.9%
% internet users, 2017				
<b>1.7 eGovernment users</b>	82%	8	85%	65%
% internet users submitting forms, 2018				
<b>1 Use of internet</b>	<b>70.5</b>	<b>5</b>	<b>53.1</b>	
Score (0-100)				
<b>2 Internet user skills</b>				
<b>2.1 At least basic digital skills</b>	69%	5	72%	55%
% individuals, 2017				
<b>2.2 Above basic digital skills</b>	42%	6	49%	28%
% individuals, 2017				
<b>2.3 At least basic software skills</b>	71%	5	74%	58%
% individuals, 2017				
<b>2 Internet user skills</b>	<b>70.0</b>	<b>5</b>	<b>53.1</b>	
Score (0-100)				
<b>3 Specialist skills and employment</b>				
<b>3.1 STEM graduates</b>	17.5	3	27.6	13.1
Per 1000 individuals aged 20-29, 2016				
<b>3.2 ICT specialists</b>	1.9%	5	7.9%	1.4%
% total employment, 2017				
<b>3.3 Unadjusted gender pay gap</b>	18%	17	19%	
% difference in pay, 2017				
<b>3 Specialist skills and employment</b>	<b>54.2</b>	<b>6</b>	<b>43.9</b>	
Score (0-100)				

Notes:  
STEM graduates: EU average refers to 2015.

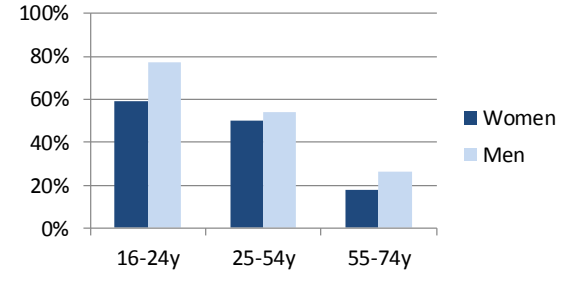
Source: All indicators come from Eurostat.

For the definitions and the methodology please consult the Methodological note.

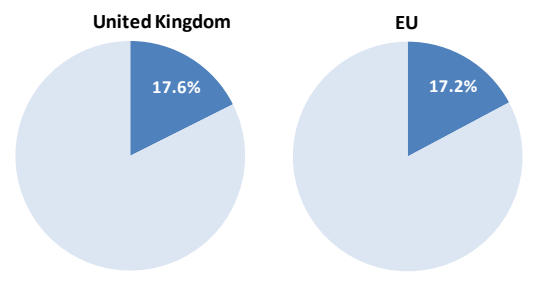
People who never used the internet (% of individuals)



Above basic digital skills by age and gender (% of individuals)



Female ICT specialists (% of total)



Unadjusted gender pay gap (% difference in pay)

