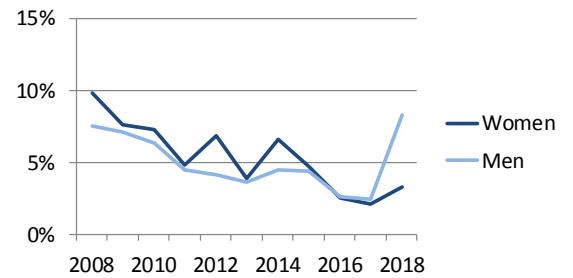
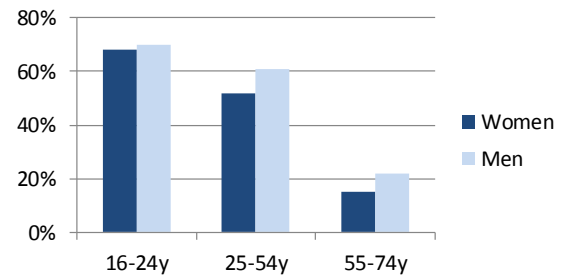


	Sweden		EU	
	Women value	Men rank	Women value	Men value
1 Use of internet				
1.1 Regular internet use	92%	5	87%	84%
% individuals, 2018				
1.2 People who never used the internet	3%	2	8%	11%
% individuals, 2018				
1.3 Online banking	90%	5	96%	64%
% internet users, 2018				
1.4 Using professional social networks	20%	5	28%	18%
% internet users, 2017				
1.5 Doing an online course	15.4%	2	21.3%	8.1%
% internet users, 2017				
1.6 Online consultations or voting	13.3%	8	16.4%	9.9%
% internet users, 2017				
1.7 eGovernment users	94%	1	90%	65%
% internet users submitting forms, 2018				
1 Use of internet	74.2	2	53.1	
Score (0-100)				
2 Internet user skills				
2.1 At least basic digital skills	76%	4	78%	55%
% individuals, 2017				
2.2 Above basic digital skills	42%	5	50%	28%
% individuals, 2017				
2.3 At least basic software skills	77%	4	79%	58%
% individuals, 2017				
2 Internet user skills	74.7	4	53.1	
Score (0-100)				
3 Specialist skills and employment				
3.1 STEM graduates	11.2	19	19.6	13.1
Per 1000 individuals aged 20-29, 2016				
3.2 ICT specialists	2.9%	2	10.0%	1.4%
% total employment, 2017				
3.3 Unadjusted gender pay gap	10%	1	19%	
% difference in pay, 2017				
3 Specialist skills and employment	59.2	2	43.9	
Score (0-100)				

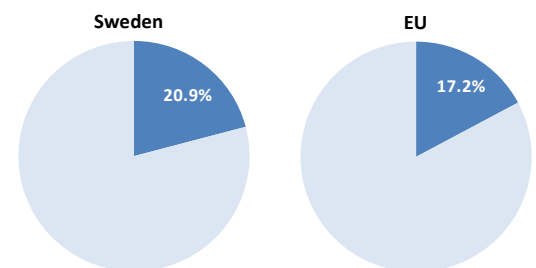
People who never used the internet (% of individuals)



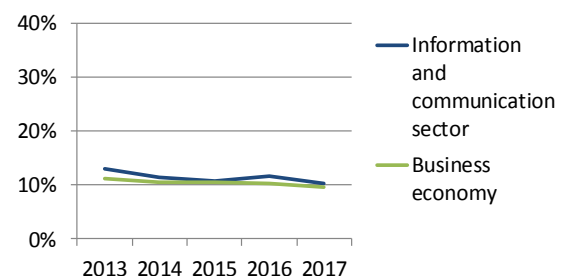
Above basic digital skills by age and gender (% of individuals)



Female ICT specialists (% of total)



Unadjusted gender pay gap (% difference in pay)



Notes:
STEM graduates: EU average refers to 2015.

Source: All indicators come from Eurostat.

For the definitions and the methodology please consult the Methodological note.