

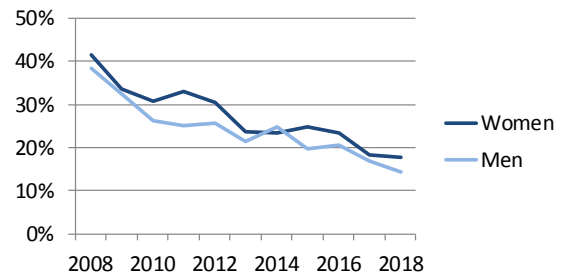
	Slovenia		EU	
	Women value	Men rank	Women value	Men value
1 Use of internet				
1.1 Regular internet use	77%	20	81%	82%
% individuals, 2018				
1.2 People who never used the internet	18%	21	14%	12%
% individuals, 2018				
1.3 Online banking	53%	20	52%	63%
% internet users, 2018				
1.4 Using professional social networks	9%	18	8%	13%
% internet users, 2017				
1.5 Doing an online course	6.6%	13	7.3%	8.1%
% internet users, 2017				
1.6 Online consultations or voting	4.7%	22	4.9%	9.9%
% internet users, 2017				
1.7 eGovernment users	52%	20	61%	64%
% internet users submitting forms, 2018				
1 Use of internet	42.5	19	53.1	
Score (0-100)				
2 Internet user skills				
2.1 At least basic digital skills	57%	13	51%	55%
% individuals, 2017				
2.2 Above basic digital skills	31%	12	28%	28%
% individuals, 2017				
2.3 At least basic software skills	60%	11	54%	58%
% individuals, 2017				
2 Internet user skills	56.3	11	53.1	
Score (0-100)				
3 Specialist skills and employment				
3.1 STEM graduates	20.5	1	45.3	13.1
Per 1000 individuals aged 20-29, 2016				
3.2 ICT specialists	1.3%	14	5.9%	1.4%
% total employment, 2017				
3.3 Unadjusted gender pay gap	17%	12	19%	
% difference in pay, 2017				
3 Specialist skills and employment	55.5	3	43.9	
Score (0-100)				

Notes:
STEM graduates: EU average refers to 2015.

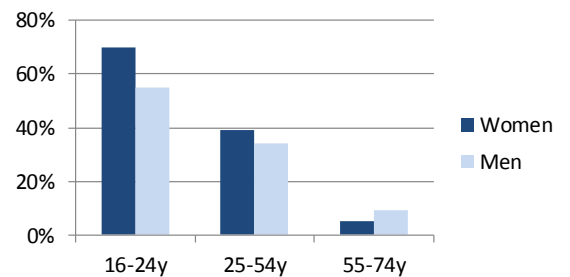
Source: All indicators come from Eurostat.

For the definitions and the methodology please consult the Methodological note.

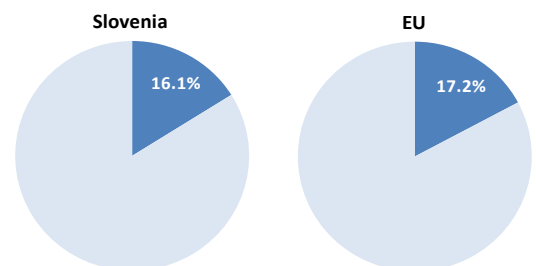
People who never used the internet (% of individuals)



Above basic digital skills by age and gender (% of individuals)



Female ICT specialists (% of total)



Unadjusted gender pay gap (% difference in pay)

