

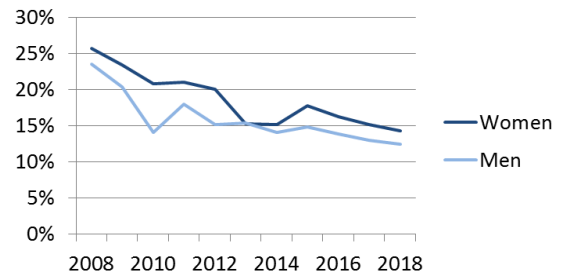
	Slovakia		EU	
	Women	Men	Women	Men
	value	rank	value	value
1 Use of internet				
1.1 Regular internet use	78%	19	79%	82%
% individuals, 2018				
1.2 People who never used the internet	14%	15	12%	12%
% individuals, 2018				
1.3 Online banking	61%	17	62%	63%
% internet users, 2018				
1.4 Using professional social networks	4%	27	6%	13%
% internet users, 2017				
1.5 Doing an online course	5.2%	17	3.7%	8.1%
% internet users, 2017				
1.6 Online consultations or voting	4.1%	24	4.4%	9.9%
% internet users, 2017				
1.7 eGovernment users	50%	22	57%	64%
% internet users submitting forms, 2018				
1 Use of internet	41.4	22	53.1	
Score (0-100)				
2 Internet user skills				
2.1 At least basic digital skills	56%	16	62%	55%
% individuals, 2017				
2.2 Above basic digital skills	30%	14	36%	28%
% individuals, 2017				
2.3 At least basic software skills	60%	13	66%	58%
% individuals, 2017				
2 Internet user skills	55.2	14	53.1	
Score (0-100)				
3 Specialist skills and employment				
3.1 STEM graduates	11.7	16	19.7	13.1
Per 1000 individuals aged 20-29, 2016				
3.2 ICT specialists	0.8%	23	4.4%	1.4%
% total employment, 2017				
3.3 Unadjusted gender pay gap	29%	27	19%	
% difference in pay, 2017				
3 Specialist skills and employment	30.1	27	43.9	
Score (0-100)				

Notes:
STEM graduates: EU average refers to 2015.

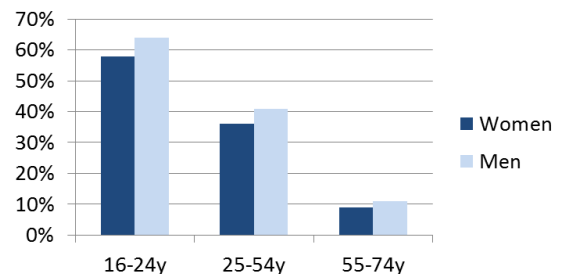
Source: All indicators come from Eurostat.

For the definitions and the methodology please consult the Methodological note.

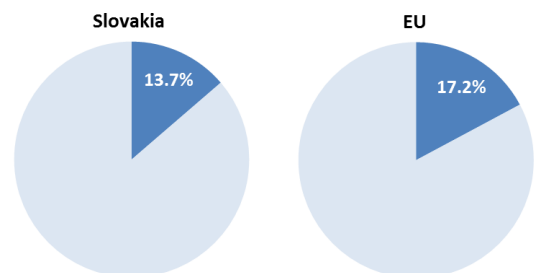
People who never used the internet (% of individuals)



Above basic digital skills by age and gender (% of individuals)



Female ICT specialists (% of total)



Unadjusted gender pay gap (% difference in pay)

