

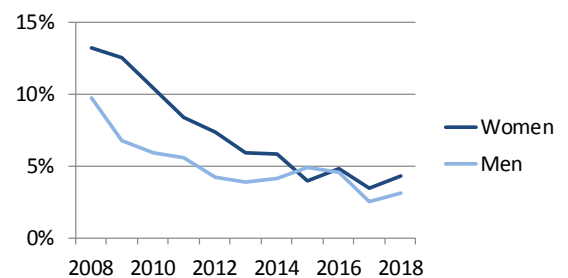
	Netherlands		EU	
	Women value	Men rank	Women value	Men value
<b>1 Use of internet</b>				
<b>1.1 Regular internet use</b>	94%	3	94%	84%
% individuals, 2018				
<b>1.2 People who never used the internet</b>	4%	6	3%	12%
% individuals, 2018				
<b>1.3 Online banking</b>	93%	2	94%	63%
% internet users, 2018				
<b>1.4 Using professional social networks</b>	31%	1	40%	13%
% internet users, 2017				
<b>1.5 Doing an online course</b>	10.3%	6	11.4%	8.1%
% internet users, 2017				
<b>1.6 Online consultations or voting</b>	7.0%	16	12.7%	9.9%
% internet users, 2017				
<b>1.7 eGovernment users</b>	82%	9	90%	64%
% internet users submitting forms, 2018				
<b>1 Use of internet</b>	<b>72.3</b>	<b>4</b>	<b>53.1</b>	
Score (0-100)				
<b>2 Internet user skills</b>				
<b>2.1 At least basic digital skills</b>	77%	3	82%	55%
% individuals, 2017				
<b>2.2 Above basic digital skills</b>	43%	4	52%	28%
% individuals, 2017				
<b>2.3 At least basic software skills</b>	78%	2	83%	58%
% individuals, 2017				
<b>2 Internet user skills</b>	<b>75.7</b>	<b>3</b>	<b>53.1</b>	
Score (0-100)				
<b>3 Specialist skills and employment</b>				
<b>3.1 STEM graduates</b>	5.8	28	14.7	13.1
Per 1000 individuals aged 20-29, 2016				
<b>3.2 ICT specialists</b>	1.8%	8	7.8%	1.4%
% total employment, 2017				
<b>3.3 Unadjusted gender pay gap</b>	17%	14		19%
% difference in pay, 2017				
<b>3 Specialist skills and employment</b>	<b>38.6</b>	<b>19</b>	<b>43.9</b>	
Score (0-100)				

Notes:  
STEM graduates: EU average and data for the Netherlands refer to 2015.

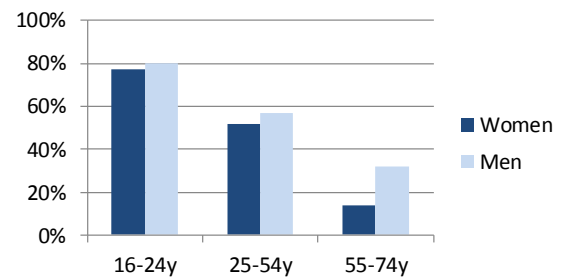
Source: All indicators come from Eurostat.

For the definitions and the methodology please consult the Methodological note.

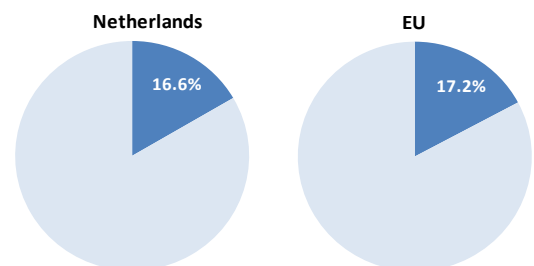
People who never used the internet (% of individuals)



Above basic digital skills by age and gender (% of individuals)



Female ICT specialists (% of total)



Unadjusted gender pay gap (% difference in pay)

