

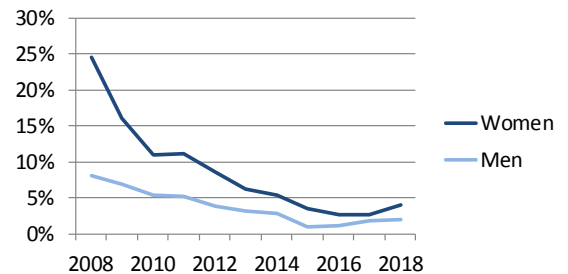
	Luxembourg		EU	
	Women	Men	Women	Men
	value	rank	value	rank
1 Use of internet				
1.1 Regular internet use	92%	6	93%	84%
% individuals, 2018				
1.2 People who never used the internet	4%	4	2%	12%
% individuals, 2018				
1.3 Online banking	68%	13	72%	63%
% internet users, 2018				
1.4 Using professional social networks	21%	4	27%	13%
% internet users, 2017				
1.5 Doing an online course	8.4%	8	10.7%	8.1%
% internet users, 2017				
1.6 Online consultations or voting	34.1%	1	31.6%	9.9%
% internet users, 2017				
1.7 eGovernment users	53%	18	56%	64%
% internet users submitting forms, 2018				
1 Use of internet	69.9	6	53.1	
Score (0-100)				
2 Internet user skills				
2.1 At least basic digital skills	82%	1	88%	55%
% individuals, 2017				
2.2 Above basic digital skills	49%	1	61%	28%
% individuals, 2017				
2.3 At least basic software skills	84%	1	90%	58%
% individuals, 2017				
2 Internet user skills	82.7	1	53.1	
Score (0-100)				
3 Specialist skills and employment				
3.1 STEM graduates	NA	NA	13.1	24.9
Per 1000 individuals aged 20-29, 2016				
3.2 ICT specialists	1.4%	12	8.2%	1.4%
% total employment, 2017				
3.3 Unadjusted gender pay gap	15%	9	19%	
% difference in pay, 2017				
3 Specialist skills and employment	47.0	9	43.9	
Score (0-100)				

Notes:
 STEM graduates: EU average refers to 2015.
 Use of internet: break in series in 2018.

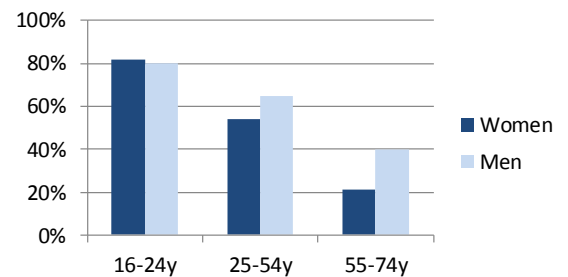
Source: All indicators come from Eurostat.

For the definitions and the methodology please consult the Methodological note.

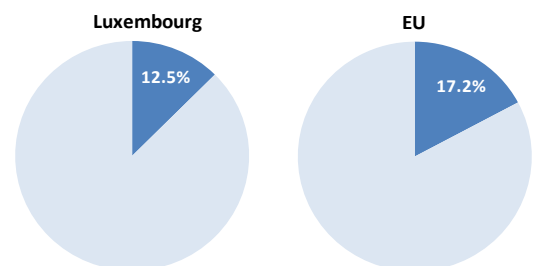
People who never used the internet (% of individuals)



Above basic digital skills by age and gender (% of individuals)



Female ICT specialists (% of total)



Unadjusted gender pay gap (% difference in pay)

