

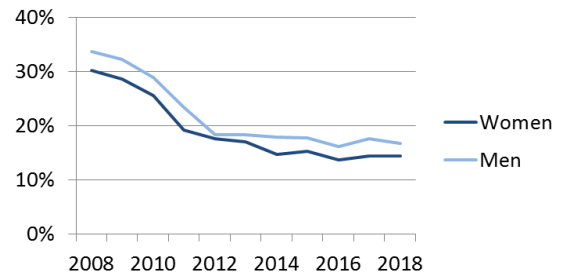
	Ireland		EU	
	Women	Men	Women	Men
	value	rank	value	value
<b>1 Use of internet</b>				
<b>1.1 Regular internet use</b>	80%	16	80%	82%
% individuals, 2018				
<b>1.2 People who never used the internet</b>	14%	16	17%	12%
% individuals, 2018				
<b>1.3 Online banking</b>	69%	12	71%	63%
% internet users, 2018				
<b>1.4 Using professional social networks</b>	14%	13	20%	13%
% internet users, 2017				
<b>1.5 Doing an online course</b>	5.0%	18	6.0%	8.1%
% internet users, 2017				
<b>1.6 Online consultations or voting</b>	5.3%	18	5.8%	9.9%
% internet users, 2017				
<b>1.7 eGovernment users</b>	70%	13	73%	64%
% internet users submitting forms, 2018				
<b>1 Use of internet</b>	<b>50.3</b>	<b>16</b>	<b>53.1</b>	
Score (0-100)				
<b>2 Internet user skills</b>				
<b>2.1 At least basic digital skills</b>	48%	22	47%	55%
% individuals, 2017				
<b>2.2 Above basic digital skills</b>	26%	20	30%	28%
% individuals, 2017				
<b>2.3 At least basic software skills</b>	50%	23	49%	58%
% individuals, 2017				
<b>2 Internet user skills</b>	<b>47.0</b>	<b>21</b>	<b>53.1</b>	
Score (0-100)				
<b>3 Specialist skills and employment</b>				
<b>3.1 STEM graduates</b>	16.6	4	41.3	13.1
Per 1000 individuals aged 20-29, 2016				
<b>3.2 ICT specialists</b>	2.0%	4	6.5%	1.4%
% total employment, 2017				
<b>3.3 Unadjusted gender pay gap</b>	17%	13		19%
% difference in pay, 2017				
<b>3 Specialist skills and employment</b>	<b>54.6</b>	<b>5</b>	<b>43.9</b>	
Score (0-100)				

Notes:  
 STEM graduates: EU average refers to 2015.  
 Gender pay gap: data for Ireland refers to 2014.

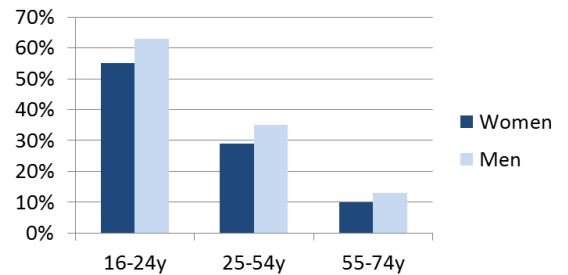
Source: All indicators come from Eurostat.

For the definitions and the methodology please consult the Methodological note.

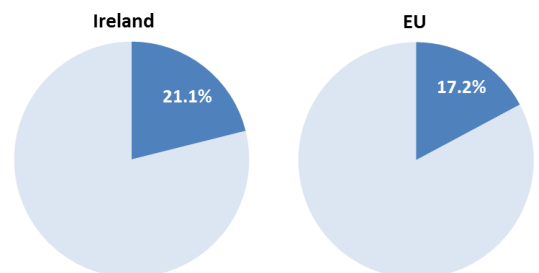
People who never used the internet (% of individuals)



Above basic digital skills by age and gender (% of individuals)



Female ICT specialists (% of total)



Unadjusted gender pay gap (% difference in pay)

