

	Italy		EU	
	Women	Men	Women	Men
	value	rank	value	rank
1 Use of internet				
1.1 Regular internet use	70%	25	75%	84%
% individuals, 2018				
1.2 People who never used the internet	21%	23	16%	11%
% individuals, 2018				
1.3 Online banking	41%	24	50%	64%
% internet users, 2018				
1.4 Using professional social networks	11%	16	14%	18%
% internet users, 2017				
1.5 Doing an online course	7.5%	9	7.6%	9.5%
% internet users, 2017				
1.6 Online consultations or voting	8.4%	14	8.7%	10.6%
% internet users, 2017				
1.7 eGovernment users	38%	26	37%	65%
% internet users submitting forms, 2018				
1 Use of internet	38.5	25	53.1	
Score (0-100)				
2 Internet user skills				
2.1 At least basic digital skills	40%	26	47%	60%
% individuals, 2017				
2.2 Above basic digital skills	17%	26	22%	34%
% individuals, 2017				
2.3 At least basic software skills	45%	26	52%	62%
% individuals, 2017				
2 Internet user skills	37.9	26	53.1	
Score (0-100)				
3 Specialist skills and employment				
3.1 STEM graduates	11.2	19	16.4	24.9
Per 1000 individuals aged 20-29, 2016				
3.2 ICT specialists	1.0%	20	3.8%	5.7%
% total employment, 2017				
3.3 Unadjusted gender pay gap	19%	18	19%	
% difference in pay, 2017				
3 Specialist skills and employment	39.2	18	43.9	
Score (0-100)				

Notes:

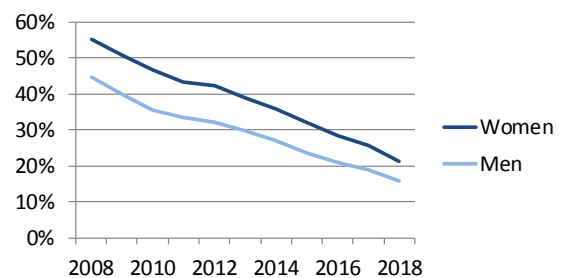
STEM graduates: EU average refers to 2015.

Internet user skills: data for Italy refer to 2016.

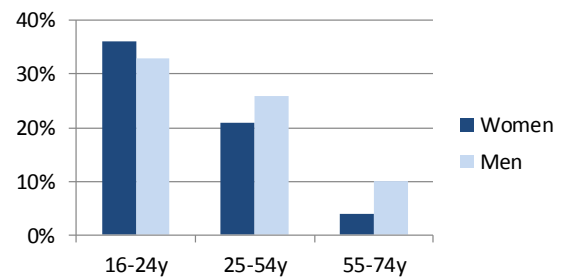
Source: All indicators come from Eurostat.

For the definitions and the methodology please consult the Methodological note.

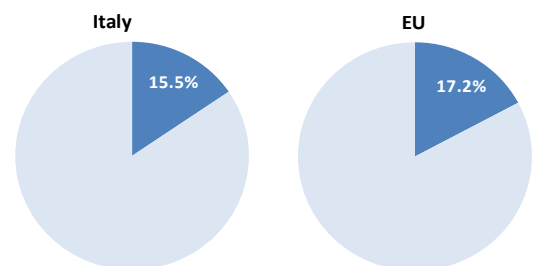
People who never used the internet (% of individuals)



Above basic digital skills by age and gender (% of individuals)



Female ICT specialists (% of total)



Unadjusted gender pay gap (% difference in pay)

