

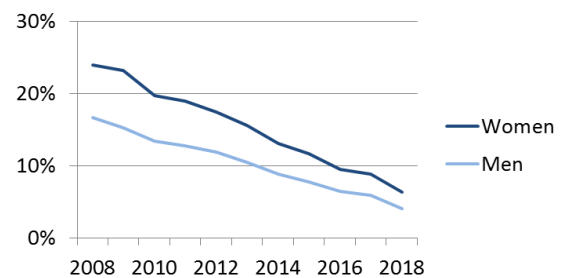
	Germany		EU	
	Women	Men	Women	Men
	value	rank	value	value
1 Use of internet				
1.1 Regular internet use	89%	7	92%	82%
% individuals, 2018				
1.2 People who never used the internet	6%	7	4%	12%
% individuals, 2018				
1.3 Online banking	62%	16	66%	63%
% internet users, 2018				
1.4 Using professional social networks	10%	17	15%	13%
% internet users, 2017				
1.5 Doing an online course	5.3%	16	7.5%	8.1%
% internet users, 2017				
1.6 Online consultations or voting	12.9%	9	14.0%	9.9%
% internet users, 2017				
1.7 eGovernment users	37%	27	48%	64%
% internet users submitting forms, 2018				
1 Use of internet	50.7	15	53.1	
Score (0-100)				
2 Internet user skills				
2.1 At least basic digital skills	65%	7	71%	55%
% individuals, 2017				
2.2 Above basic digital skills	32%	11	41%	28%
% individuals, 2017				
2.3 At least basic software skills	67%	7	73%	58%
% individuals, 2017				
2 Internet user skills	61.8	7	53.1	
Score (0-100)				
3 Specialist skills and employment				
3.1 STEM graduates	11.4	18	28.1	13.1
Per 1000 individuals aged 20-29, 2016				
3.2 ICT specialists	1.3%	13	5.9%	1.4%
% total employment, 2017				
3.3 Unadjusted gender pay gap	25%	23		19%
% difference in pay, 2017				
3 Specialist skills and employment	36.5	22	43.9	
Score (0-100)				

Notes:
STEM graduates: EU average refers to 2015.

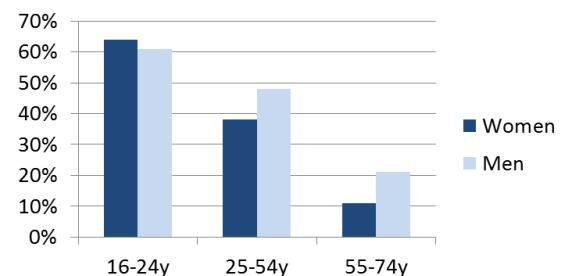
Source: All indicators come from Eurostat.

For the definitions and the methodology please consult the Methodological note.

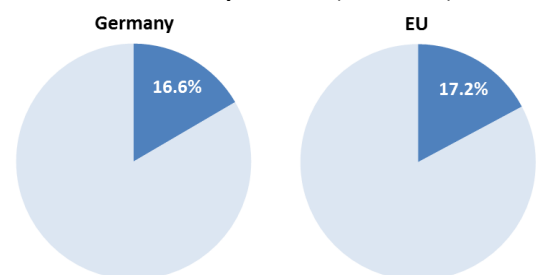
People who never used the internet (% of individuals)



Above basic digital skills by age and gender (% of individuals)



Female ICT specialists (% of total)



Unadjusted gender pay gap (% difference in pay)

