

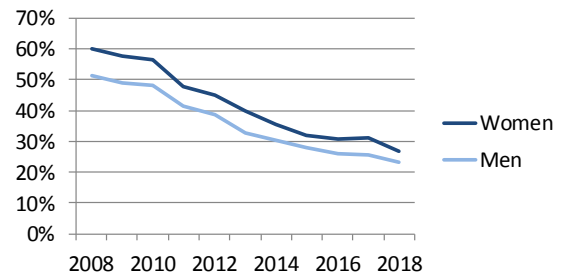
	Greece		EU	
	Women	Men	Women	Men
	value	rank	value	rank
1 Use of internet				
1.1 Regular internet use	68%	26	71%	82%
% individuals, 2018				
1.2 People who never used the internet	27%	27	23%	12%
% individuals, 2018				
1.3 Online banking	33%	26	42%	63%
% internet users, 2018				
1.4 Using professional social networks	7%	23	9%	13%
% internet users, 2017				
1.5 Doing an online course	7.0%	11	7.2%	8.1%
% internet users, 2017				
1.6 Online consultations or voting	4.8%	21	5.5%	9.9%
% internet users, 2017				
1.7 eGovernment users	33%	28	40%	64%
% internet users submitting forms, 2018				
1 Use of internet	31.6	27	53.1	
Score (0-100)				
2 Internet user skills				
2.1 At least basic digital skills	44%	25	49%	55%
% individuals, 2017				
2.2 Above basic digital skills	20%	24	23%	28%
% individuals, 2017				
2.3 At least basic software skills	50%	24	55%	58%
% individuals, 2017				
2 Internet user skills	42.4	24	53.1	
Score (0-100)				
3 Specialist skills and employment				
3.1 STEM graduates	13.7	8	20.4	13.1
Per 1000 individuals aged 20-29, 2016				
3.2 ICT specialists	0.4%	28	2.5%	1.4%
% total employment, 2017				
3.3 Unadjusted gender pay gap	22%	20	19%	
% difference in pay, 2017				
3 Specialist skills and employment	36.3	23	43.9	
Score (0-100)				

Notes:
 STEM graduates: EU average refers to 2015.
 Gender pay gap: data for Greece refers to 2014.

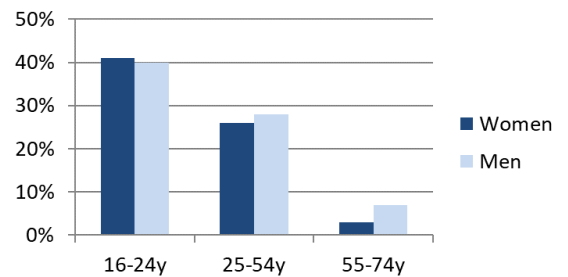
Source: All indicators come from Eurostat.

For the definitions and the methodology please consult the Methodological note.

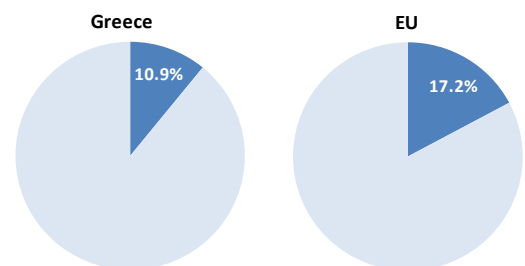
People who never used the internet (% of individuals)



Above basic digital skills by age and gender (% of individuals)



Female ICT specialists (% of total)



Unadjusted gender pay gap (% difference in pay)

