

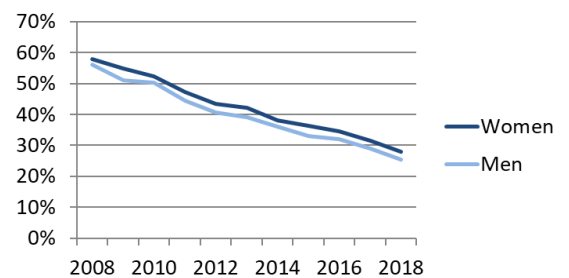
	Bulgaria		EU	
	Women	Men	Women	Men
	value	rank	value	rank
1 Use of internet				
1.1 Regular internet use	62%	28	65%	82%
% individuals, 2018				
1.2 People who never used the internet	28%	28	25%	12%
% individuals, 2018				
1.3 Online banking	11%	27	11%	63%
% internet users, 2018				
1.4 Using professional social networks	3%	28	4%	13%
% internet users, 2017				
1.5 Doing an online course	3.3%	28	2.9%	8.1%
% internet users, 2017				
1.6 Online consultations or voting	3.9%	26	4.3%	9.9%
% internet users, 2017				
1.7 eGovernment users	63%	16	58%	64%
% internet users submitting forms, 2018				
1 Use of internet	27.1	28	53.1	
Score (0-100)				
2 Internet user skills				
2.1 At least basic digital skills	30%	27	29%	55%
% individuals, 2017				
2.2 Above basic digital skills	12%	27	11%	28%
% individuals, 2017				
2.3 At least basic software skills	32%	27	30%	58%
% individuals, 2017				
2 Internet user skills	27.0	27	53.1	
Score (0-100)				
3 Specialist skills and employment				
3.1 STEM graduates	10.9	22	16.6	13.1
Per 1000 individuals aged 20-29, 2016				
3.2 ICT specialists	1.3%	15	3.1%	1.4%
% total employment, 2017				
3.3 Unadjusted gender pay gap	18%	16	19%	
% difference in pay, 2017				
3 Specialist skills and employment	41.3	16	43.9	
Score (0-100)				

Notes:
STEM graduates: EU average refers to 2015.

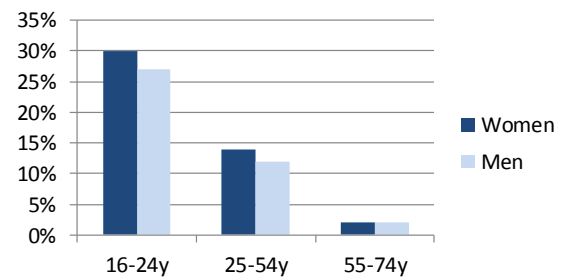
Source: All indicators come from Eurostat.

For the definitions and the methodology please consult the Methodological note.

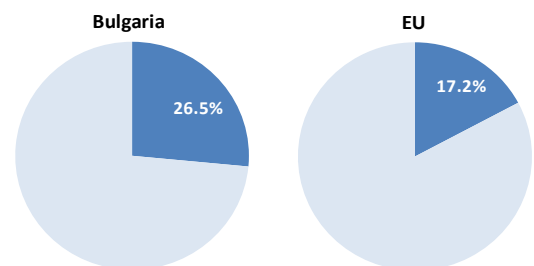
People who never used the internet (% of individuals)



Above basic digital skills by age and gender (% of individuals)



Female ICT specialists (% of total)



Unadjusted gender pay gap (% difference in pay)

