

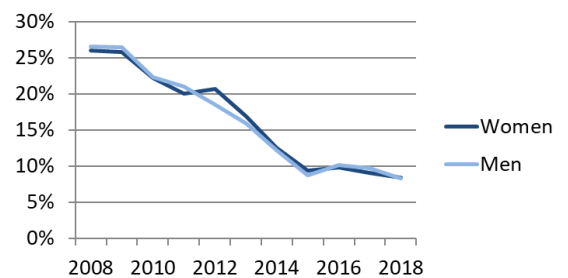
	Estonia		EU	
	Women	Men	Women	Men
	value	rank	value	rank
1 Use of internet				
1.1 Regular internet use	87%	8	88%	84%
% individuals, 2018				
1.2 People who never used the internet	8%	9	8%	11%
% individuals, 2018				
1.3 Online banking	91%	4	89%	64%
% internet users, 2018				
1.4 Using professional social networks	17%	7	17%	18%
% internet users, 2017				
1.5 Doing an online course	13.1%	5	12.0%	9.5%
% internet users, 2017				
1.6 Online consultations or voting	9.4%	11	9.5%	10.6%
% internet users, 2017				
1.7 eGovernment users	94%	2	90%	65%
% internet users submitting forms, 2018				
1 Use of internet	67.7	7	53.1	
Score (0-100)				
2 Internet user skills				
2.1 At least basic digital skills	60%	9	61%	60%
% individuals, 2017				
2.2 Above basic digital skills	34%	8	36%	34%
% individuals, 2017				
2.3 At least basic software skills	61%	10	62%	62%
% individuals, 2017				
2 Internet user skills	59.1	9	53.1	
Score (0-100)				
3 Specialist skills and employment				
3.1 STEM graduates	12.9	13	19.3	13.1
Per 1000 individuals aged 20-29, 2016				
3.2 ICT specialists	2.2%	3	8.8%	1.4%
% total employment, 2017				
3.3 Unadjusted gender pay gap	26%	24	19%	
% difference in pay, 2017				
3 Specialist skills and employment	44.0	14	43.9	
Score (0-100)				

Notes:
STEM graduates: EU average refers to 2015.

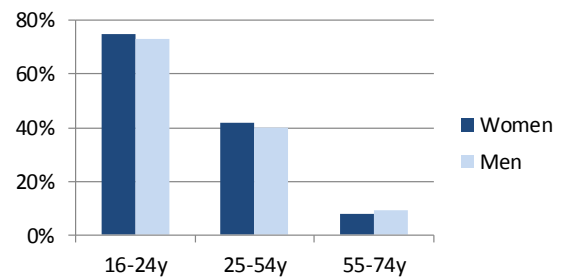
Source: All indicators come from Eurostat.

For the definitions and the methodology please consult the Methodological note.

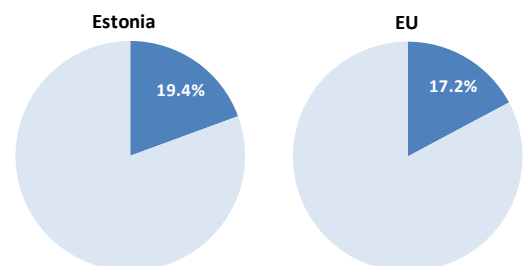
People who never used the internet (% of individuals)



Above basic digital skills by age and gender (% of individuals)



Female ICT specialists (% of total)



Unadjusted gender pay gap (% difference in pay)

