

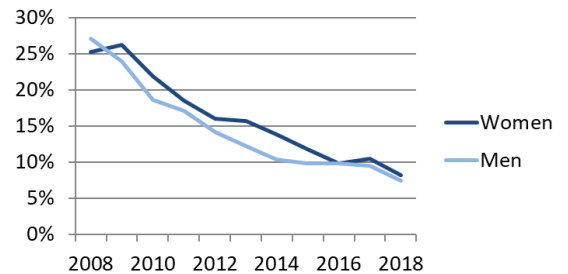
	France		EU	
	Women value	Men rank	Women value	Men value
<b>1 Use of internet</b>				
<b>1.1 Regular internet use</b>	85%	10	86%	84%
% individuals, 2018				
<b>1.2 People who never used the internet</b>	8%	8	7%	12%
% individuals, 2018				
<b>1.3 Online banking</b>	74%	10	70%	64%
% internet users, 2018				
<b>1.4 Using professional social networks</b>	9%	21	12%	13%
% internet users, 2017				
<b>1.5 Doing an online course</b>	6.3%	14	7.5%	8.1%
% internet users, 2017				
<b>1.6 Online consultations or voting</b>	9.4%	12	7.7%	9.9%
% internet users, 2017				
<b>1.7 eGovernment users</b>	71%	12	72%	65%
% internet users submitting forms, 2018				
<b>1 Use of internet</b>	<b>54.3</b>	<b>10</b>	<b>53.1</b>	
Score (0-100)				
<b>2 Internet user skills</b>				
<b>2.1 At least basic digital skills</b>	57%	12	57%	60%
% individuals, 2017				
<b>2.2 Above basic digital skills</b>	28%	19	31%	28%
% individuals, 2017				
<b>2.3 At least basic software skills</b>	60%	12	61%	62%
% individuals, 2017				
<b>2 Internet user skills</b>	<b>54.5</b>	<b>15</b>	<b>53.1</b>	
Score (0-100)				
<b>3 Specialist skills and employment</b>				
<b>3.1 STEM graduates</b>	16.2	5	34.8	13.1
Per 1000 individuals aged 20-29, 2016				
<b>3.2 ICT specialists</b>	1.5%	9	5.7%	1.4%
% total employment, 2017				
<b>3.3 Unadjusted gender pay gap</b>	11%	2	19%	
% difference in pay, 2017				
<b>3 Specialist skills and employment</b>	<b>55.4</b>	<b>4</b>	<b>43.9</b>	
Score (0-100)				

Notes:  
STEM graduates: EU average refers to 2015.

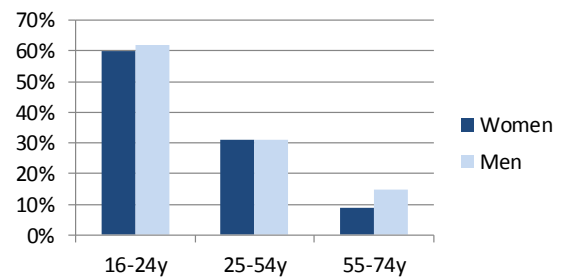
Source: All indicators come from Eurostat.

For the definitions and the methodology please consult the Methodological note.

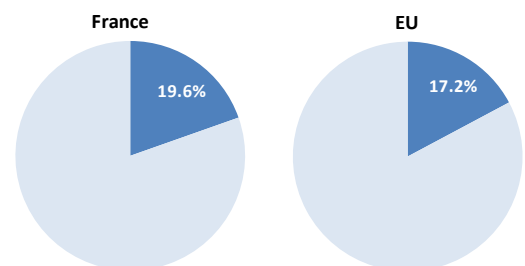
People who never used the internet (% of individuals)



Above basic digital skills by age and gender (% of individuals)



Female ICT specialists (% of total)



Unadjusted gender pay gap (% difference in pay)

