

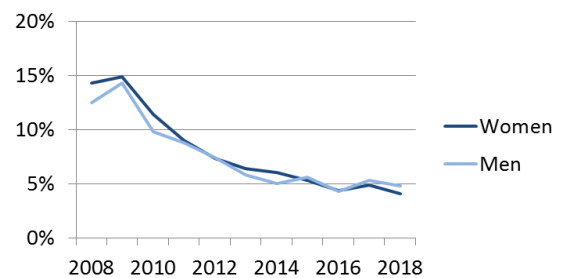
	Finland		EU	
	Women	Men	Women	Men
	value	rank	value	rank
1 Use of internet				
1.1 Regular internet use	93%	4	92%	84%
% individuals, 2018				
1.2 People who never used the internet	4%	5	5%	11%
% individuals, 2018				
1.3 Online banking	95%	1	93%	64%
% internet users, 2018				
1.4 Using professional social networks	19%	6	22%	18%
% internet users, 2017				
1.5 Doing an online course	19.8%	1	14.0%	9.5%
% internet users, 2017				
1.6 Online consultations or voting	16.2%	3	11.3%	10.6%
% internet users, 2017				
1.7 eGovernment users	93%	3	91%	65%
% internet users submitting forms, 2018				
1 Use of internet	78.1	1	53.1	
Score (0-100)				
2 Internet user skills				
2.1 At least basic digital skills	77%	2	74%	60%
% individuals, 2017				
2.2 Above basic digital skills	45%	2	46%	34%
% individuals, 2017				
2.3 At least basic software skills	78%	3	74%	62%
% individuals, 2017				
2 Internet user skills	76.5	2	53.1	
Score (0-100)				
3 Specialist skills and employment				
3.1 STEM graduates	13.5	9	34.6	24.9
Per 1000 individuals aged 20-29, 2016				
3.2 ICT specialists	3.1%	1	10.3%	1.4%
% total employment, 2017				
3.3 Unadjusted gender pay gap	13%	5	19%	
% difference in pay, 2017				
3 Specialist skills and employment	61.1	1	43.9	
Score (0-100)				

Notes:
STEM graduates: EU average refers to 2015.

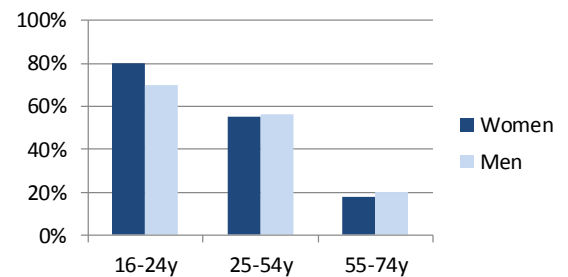
Source: All indicators come from Eurostat.

For the definitions and the methodology please consult the Methodological note.

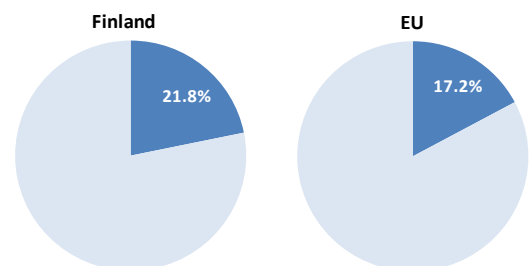
People who never used the internet (% of individuals)



Above basic digital skills by age and gender (% of individuals)



Female ICT specialists (% of total)



Unadjusted gender pay gap (% difference in pay)

