

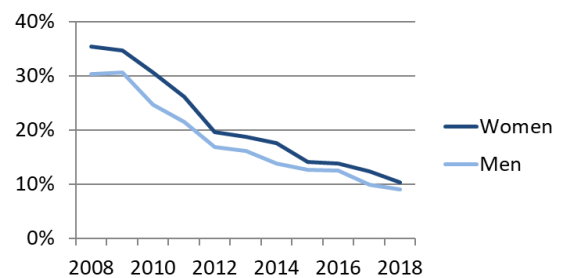
	Czechia		EU	
	Women	Men	Women	Men
	value	rank	value	rank
1 Use of internet				
1.1 Regular internet use	83%	13	84%	82%
% individuals, 2018				
1.2 People who never used the internet	10%	11	9%	12%
% individuals, 2018				
1.3 Online banking	72%	11	72%	63%
% internet users, 2018				
1.4 Using professional social networks	4%	26	6%	13%
% internet users, 2017				
1.5 Doing an online course	4.2%	25	3.5%	8.1%
% internet users, 2017				
1.6 Online consultations or voting	2.6%	27	3.4%	9.9%
% internet users, 2017				
1.7 eGovernment users	55%	17	48%	64%
% internet users submitting forms, 2018				
1 Use of internet	44.9	18	53.1	
Score (0-100)				
2 Internet user skills				
2.1 At least basic digital skills	57%	11	63%	55%
% individuals, 2017				
2.2 Above basic digital skills	22%	22	26%	28%
% individuals, 2017				
2.3 At least basic software skills	59%	14	66%	58%
% individuals, 2017				
2 Internet user skills	50.9	18	53.1	
Score (0-100)				
3 Specialist skills and employment				
3.1 STEM graduates	12.3	14	21.5	13.1
Per 1000 individuals aged 20-29, 2016				
3.2 ICT specialists	0.7%	24	5.8%	1.4%
% total employment, 2017				
3.3 Unadjusted gender pay gap	33%	28	19%	
% difference in pay, 2017				
3 Specialist skills and employment	27.4	28	43.9	
Score (0-100)				

Notes:
STEM graduates: EU average refers to 2015.

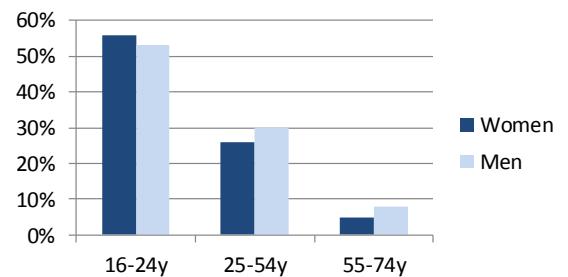
Source: All indicators come from Eurostat.

For the definitions and the methodology please consult the Methodological note.

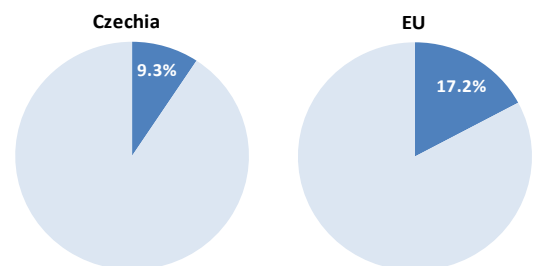
People who never used the internet (% of individuals)



Above basic digital skills by age and gender (% of individuals)



Female ICT specialists (% of total)



Unadjusted gender pay gap (% difference in pay)

