

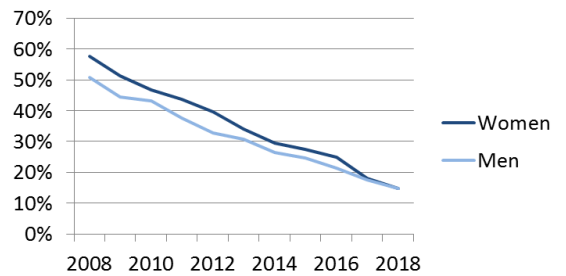
	Cyprus		EU	
	Women	Men	Women	Men
	value	rank	value	value
1 Use of internet				
1.1 Regular internet use	84%	11	84%	82%
% individuals, 2018				84%
1.2 People who never used the internet	15%	17	15%	12%
% individuals, 2018				11%
1.3 Online banking	36%	25	43%	63%
% internet users, 2018				64%
1.4 Using professional social networks	9%	20	13%	13%
% internet users, 2017				18%
1.5 Doing an online course	5.5%	15	5.6%	8.1%
% internet users, 2017				9.5%
1.6 Online consultations or voting	2.1%	28	3.0%	9.9%
% internet users, 2017				10.6%
1.7 eGovernment users	50%	23	56%	64%
% internet users submitting forms, 2018				65%
1 Use of internet	40.4	24	53.1	
Score (0-100)				
2 Internet user skills				
2.1 At least basic digital skills	51%	18	50%	55%
% individuals, 2017				60%
2.2 Above basic digital skills	19%	25	19%	28%
% individuals, 2017				34%
2.3 At least basic software skills	56%	16	52%	58%
% individuals, 2017				62%
2 Internet user skills	46.2	22	53.1	
Score (0-100)				
3 Specialist skills and employment				
3.1 STEM graduates	8.2	24	11.3	13.1
Per 1000 individuals aged 20-29, 2016				24.9
3.2 ICT specialists	0.7%	25	3.8%	1.4%
% total employment, 2017				5.7%
3.3 Unadjusted gender pay gap	14%	7		19%
% difference in pay, 2017				
3 Specialist skills and employment	37.3	21	43.9	
Score (0-100)				

Notes:
STEM graduates: EU average refers to 2015.

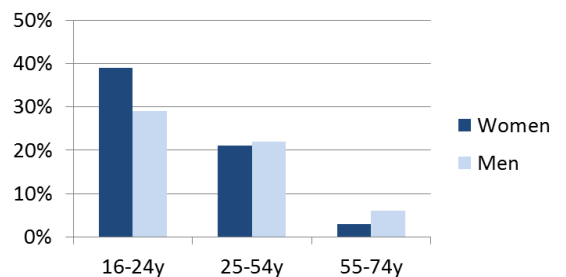
Source: All indicators come from Eurostat.

For the definitions and the methodology please consult the Methodological note.

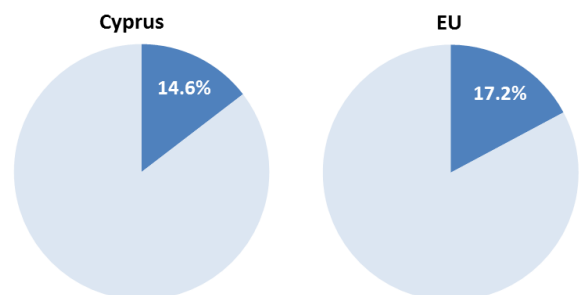
People who never used the internet (% of individuals)



Above basic digital skills by age and gender (% of individuals)



Female ICT specialists (% of total)



Unadjusted gender pay gap (% difference in pay)

