

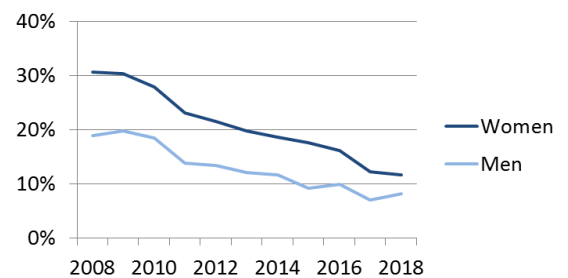
	Austria		EU	
	Women	Men	Women	Men
	value	rank	value	rank
1 Use of internet				
1.1 Regular internet use	84%	12	87%	84%
<small>% individuals, 2018</small>				
1.2 People who never used the internet	12%	12	8%	11%
<small>% individuals, 2018</small>				
1.3 Online banking	64%	14	69%	64%
<small>% internet users, 2018</small>				
1.4 Using professional social networks	15%	9	20%	18%
<small>% internet users, 2017</small>				
1.5 Doing an online course	3.5%	26	7.1%	9.5%
<small>% internet users, 2017</small>				
1.6 Online consultations or voting	7.6%	15	7.5%	10.6%
<small>% internet users, 2017</small>				
1.7 eGovernment users	66%	15	69%	65%
<small>% internet users submitting forms, 2018</small>				
1 Use of internet	51.2	14	53.1	
<small>Score (0-100)</small>				
2 Internet user skills				
2.1 At least basic digital skills	62%	8	73%	60%
<small>% individuals, 2017</small>				
2.2 Above basic digital skills	33%	9	39%	34%
<small>% individuals, 2017</small>				
2.3 At least basic software skills	66%	8	76%	62%
<small>% individuals, 2017</small>				
2 Internet user skills	61.5	8	53.1	
<small>Score (0-100)</small>				
3 Specialist skills and employment				
3.1 STEM graduates	11.7	16	31.9	24.9
<small>Per 1000 individuals aged 20-29, 2016</small>				
3.2 ICT specialists	1.5%	10	7.1%	5.7%
<small>% total employment, 2017</small>				
3.3 Unadjusted gender pay gap	22%	20	19%	
<small>% difference in pay, 2017</small>				
3 Specialist skills and employment	40.6	17	43.9	
<small>Score (0-100)</small>				

Notes:
STEM graduates: EU average refers to 2015.

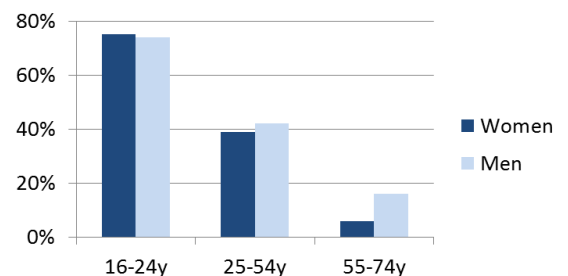
Source: All indicators come from Eurostat.

For the definitions and the methodology please consult the Methodological note.

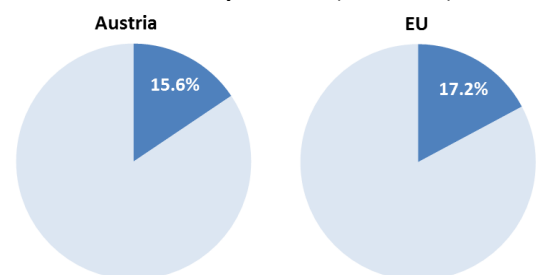
People who never used the internet (% of individuals)



Above basic digital skills by age and gender (% of individuals)



Female ICT specialists (% of total)



Unadjusted gender pay gap (% difference in pay)

