

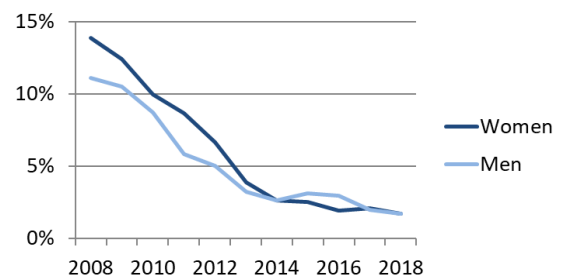
	Denmark		EU	
	Women value	Men rank	Women value	Men value
1 Use of internet				
1.1 Regular internet use	95%	1	95%	84%
% individuals, 2018				
1.2 People who never used the internet	2%	1	12%	11%
% individuals, 2018				
1.3 Online banking	92%	3	91%	64%
% internet users, 2018				
1.4 Using professional social networks	28%	2	34%	18%
% internet users, 2017				
1.5 Doing an online course	7.4%	10	10.4%	9.5%
% internet users, 2017				
1.6 Online consultations or voting	13.6%	5	14.2%	10.6%
% internet users, 2017				
1.7 eGovernment users	89%	4	91%	65%
% internet users submitting forms, 2018				
1 Use of internet	74.0	3	53.1	
Score (0-100)				
2 Internet user skills				
2.1 At least basic digital skills	67%	6	75%	60%
% individuals, 2017				
2.2 Above basic digital skills	44%	3	51%	34%
% individuals, 2017				
2.3 At least basic software skills	68%	6	76%	62%
% individuals, 2017				
2 Internet user skills	69.6	6	53.1	
Score (0-100)				
3 Specialist skills and employment				
3.1 STEM graduates	16.0	6	30.3	24.9
Per 1000 individuals aged 20-29, 2016				
3.2 ICT specialists	1.8%	6	6.6%	1.4%
% total employment, 2017				
3.3 Unadjusted gender pay gap	17%	14	19%	
% difference in pay, 2017				
3 Specialist skills and employment	52.5	7	43.9	
Score (0-100)				

Notes:
STEM graduates: EU average refers to 2015.

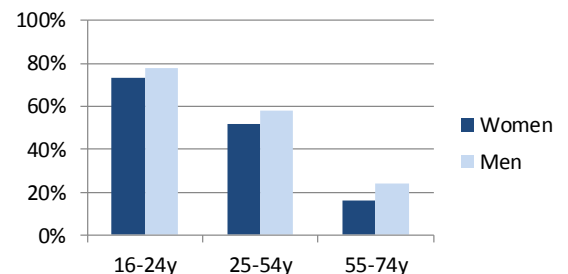
Source: All indicators come from Eurostat.

For the definitions and the methodology please consult the Methodological note.

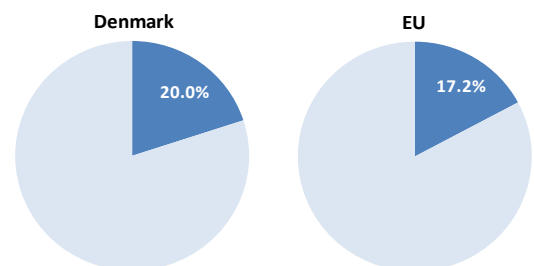
People who never used the internet (% of individuals)



Above basic digital skills by age and gender (% of individuals)



Female ICT specialists (% of total)



Unadjusted gender pay gap (% difference in pay)

