

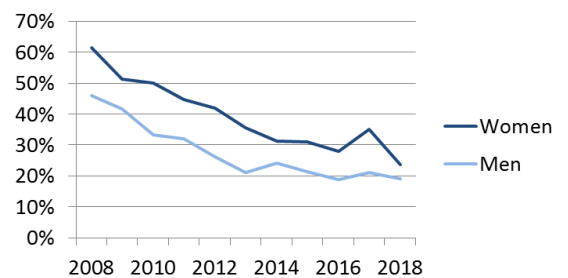
	Croatia		EU	
	Women	Men	Women	Men
	value	rank	value	value
<b>1 Use of internet</b>				
<b>1.1 Regular internet use</b>	71%	23	75%	82%
% individuals, 2018				84%
<b>1.2 People who never used the internet</b>	24%	25	19%	12%
% individuals, 2018				11%
<b>1.3 Online banking</b>	52%	22	57%	63%
% internet users, 2018				64%
<b>1.4 Using professional social networks</b>	7%	22	10%	13%
% internet users, 2017				18%
<b>1.5 Doing an online course</b>	3.3%	27	3.9%	8.1%
% internet users, 2017				9.5%
<b>1.6 Online consultations or voting</b>	8.4%	13	13.1%	9.9%
% internet users, 2017				10.6%
<b>1.7 eGovernment users</b>	74%	11	76%	64%
% internet users submitting forms, 2018				65%
<b>1 Use of internet</b>	<b>41.1</b>	<b>23</b>	<b>53.1</b>	
Score (0-100)				
<b>2 Internet user skills</b>				
<b>2.1 At least basic digital skills</b>	50%	19	59%	55%
% individuals, 2017				60%
<b>2.2 Above basic digital skills</b>	30%	13	37%	28%
% individuals, 2017				34%
<b>2.3 At least basic software skills</b>	54%	19	63%	58%
% individuals, 2017				62%
<b>2 Internet user skills</b>	<b>51.4</b>	<b>17</b>	<b>53.1</b>	
Score (0-100)				
<b>3 Specialist skills and employment</b>				
<b>3.1 STEM graduates</b>	13.2	10	20.8	13.1
Per 1000 individuals aged 20-29, 2016				24.9
<b>3.2 ICT specialists</b>	0.9%	21	5.3%	1.4%
% total employment, 2017				5.7%
<b>3.3 Unadjusted gender pay gap</b>	14%	8		19%
% difference in pay, 2017				
<b>3 Specialist skills and employment</b>	<b>45.3</b>	<b>12</b>	<b>43.9</b>	
Score (0-100)				

Notes:  
 STEM graduates: EU average refers to 2015.  
 Internet user skills: data for Croatia refer to 2016.

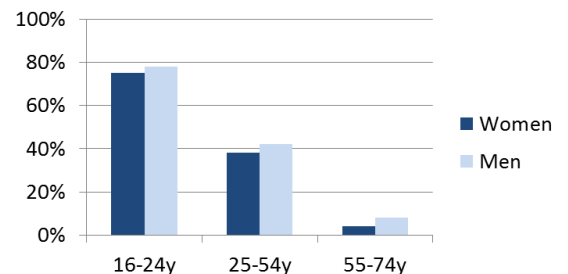
Source: All indicators come from Eurostat.

For the definitions and the methodology please consult the Methodological note.

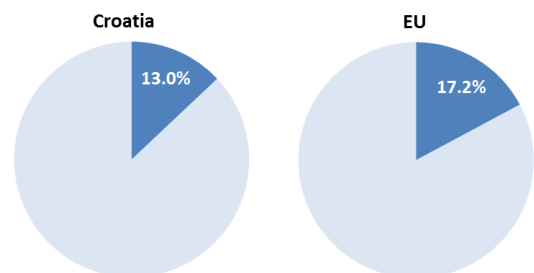
People who never used the internet (% of individuals)



Above basic digital skills by age and gender (% of individuals)



Female ICT specialists (% of total)



Unadjusted gender pay gap (% difference in pay)

