



2nd Survey of Schools: ICT in Education

Luxembourg Country Report

COUNTRY REPORT

A study prepared for the European Commission
DG Communications Networks, Content & Technology by:

Deloitte.



Ipsos MORI

Digital
Single
Market

This study was carried out for the European Commission by



Internal identification

Contract number: 30-CE-0819210/00-33

SMART number 2015/0071

DISCLAIMER

By the European Commission, Directorate-General of Communications Networks, Content & Technology.

The information and views set out in this publication are those of the author(s) and do not necessarily reflect the official opinion of the Commission. The Commission does not guarantee the accuracy of the data included in this study. Neither the Commission nor any person acting on the Commission's behalf may be held responsible for the use which may be made of the information contained therein.

ISBN 978-92-79-99724-2


doi: 10.2759/622537

Copyright © 2019 – European Union. All rights reserved. Certain parts are licensed under conditions to the EU.

Reproduction is authorised provided the source is acknowledged.

Luxembourg

Country report on ICT in Education




Objectives of the 2nd Survey of Schools

Objective 1: Benchmark progress of ICT in schools by surveying head teachers, teachers, students and parents covering the EU28, Norway, Iceland and Turkey

- Full report covering all countries: European Commission (2019). 2nd Survey of Schools: ICT in Education – Objective 1: Benchmark progress in ICT in schools. Luxembourg: European Commission. doi: 10.2759/23401.
- Country-specific reports

Objective 2: Development of a model for a 'highly equipped and connected classroom' (HECC) and estimation of the overall costs to equip and connect an average EU classroom with advanced components of the HECC model

- Full report: European Commission (2019). 2nd Survey of Schools: ICT in Education – Objective 2: Model for a 'highly equipped and connected classroom'. Luxembourg: European Commission. doi: 10.2759/831325.



Benchmark progress in ICT: background



Target population:

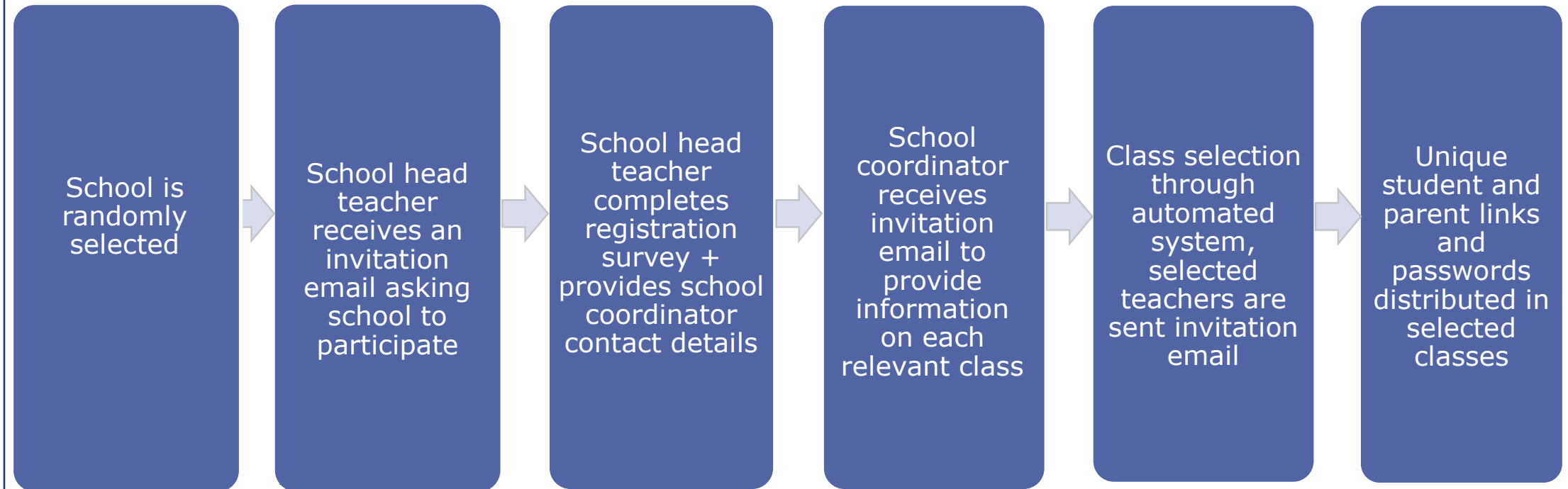
- Schools (400 schools per country)
- Interviews with: head teachers, class teachers, students and parents

Methodology:

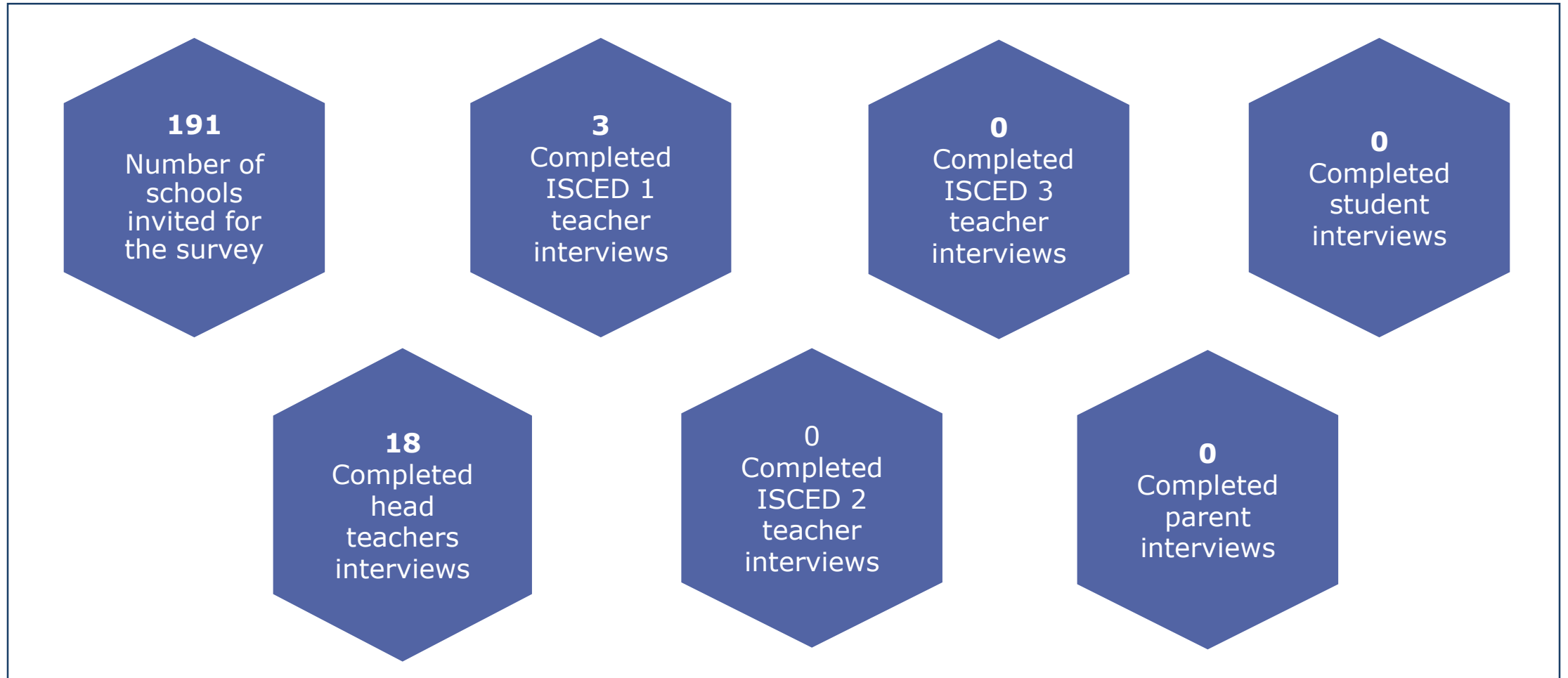
- Online questionnaire
15 minutes (parent survey) to
28 minutes (head teacher
survey)

Sampling: class selection

Objective: Within one school, survey one teacher from ISCED level 1, and 3 teachers from a range of subjects from ISCED levels 2 and 3



Key fieldwork statistics for Luxembourg

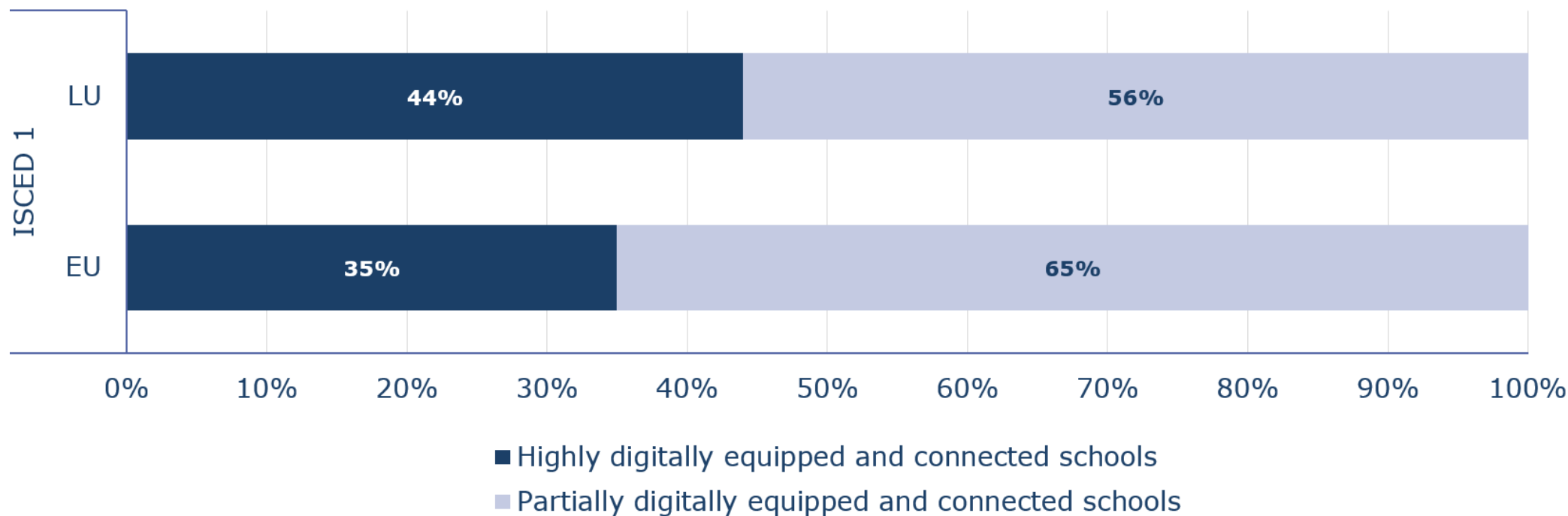


Overview of graphs*	Comments
1. Share of digitally equipped and connected schools	Data for LU only available for ISCED level 1
2. Schools' Internet speed	Data for LU not available for any ISCED level
3. Share of students who use a computer at school on a weekly basis	Data for LU not available for any ISCED level
4. Own equipment used for learning	Data for LU not available for any ISCED level
5. Share of digitally supportive schools	Data for LU only available for ISCED level 1
6. Students' confidence in their digital competence	Data for LU not available for any ISCED level
7. Coding/ programming activities of female vs. male students	Data for LU not available for any ISCED level
8. Teachers' confidence in their digital competence	Data for LU not available for any ISCED level
9. Type of training of teachers	Data for LU not available for any ISCED level
10. Parents' confidence in teaching child to use Internet safely and responsibly	Data for LU not available for any ISCED level

*The above overview presents the standardised structure that has been used for all country fiches produced in the course of this 2nd Survey of Schools: ICT in education. Data for each specific country is only shown if sufficient responses were provided for this particular question. For more information regarding the inclusion criteria applied please refer to the last page of this country report and the full technical report: European Commission (2019). 2nd Survey of Schools: ICT in Education – Technical Report. Luxembourg: European Commission. doi: 10.2759/035445.

1. Share of digitally equipped and connected schools

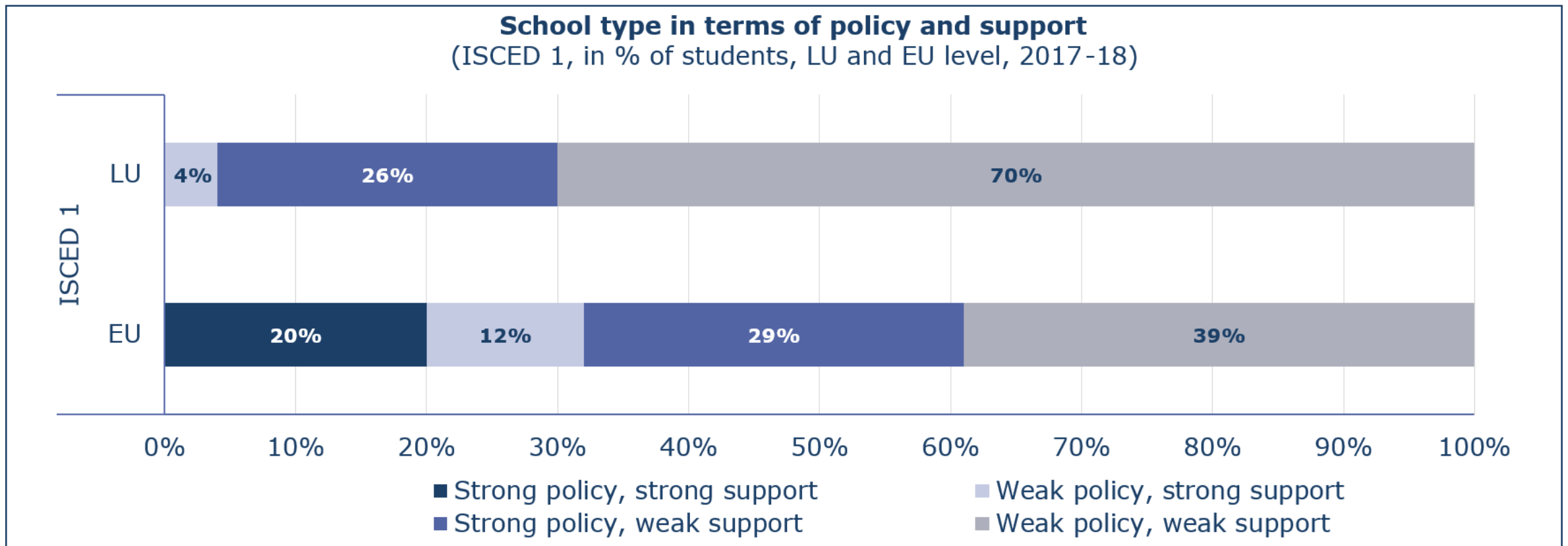
Digitally equipped and connected schools
(ISCED 1, in % of students, LU and EU level, 2017-18)



Key Findings

- Highly digitally equipped and connected schools have (among other features) a high provision of digital equipment (laptops, computers, cameras, whiteboards) per number of students and a high broadband speed
- Compared to the European average, Luxembourg shows slightly more highly digitally equipped and connected schools at ISCED level 1

5. Share of digitally supportive schools




Key Findings

- Schools with a strong policy, strong support have existing school strategies in place to use digital technologies in teaching and learning and strongly promote teachers' professional development
- Weak policy, weak support: Higher share in Luxembourg at ISCED 1 level compared to the European average

Technical notes

- For certain ISCED levels within countries, the number of achieved interviews was too low to use the data for analytical purposes
- Findings from sample sizes that are too small would be meaningless, and as such, these results had to be eliminated from the final dataset
- The minimum threshold to process the data for each target group was at least n=30 participating schools per country and ISCED level (or 10% of the universe for smaller countries)
- Quality data checks at question level were additionally performed to guarantee at least n=30 valid data entries (relevant e.g. when a lot of don't know answers were given)
- For more information please refer to the technical report: European Commission (2019). 2nd Survey of Schools: ICT in Education – Technical Report. Luxembourg: European Commission. doi: 10.2759/035445.



European Commission

2nd Survey of Schools: ICT in education — Luxembourg Country Report

Luxembourg, Publications Office of the European Union

2019 – 13 pages

ISBN 978-92-79-99724-2
doi: 10.2759/622537

