

	Romania		EU	
	Women	Men	Women	Men
	value	rank	value	rank
1 Use of internet				
1.1 Regular internet use	59%	28	62%	79%
% individuals, 2017				
1.2 People who never used the internet	28%	25	25%	14%
% individuals, 2017				
1.3 Online banking	10%	27	12%	60%
% internet users, 2017				
1.4 Using professional social networks	6%	25	7%	13%
% internet users, 2017				
1.5 Doing an online course	4.6%	23	5.3%	8.1%
% internet users, 2017				
1.6 Online consultations or voting	4.2%	23	4.9%	9.9%
% internet users, 2017				
1.7 eGovernment users	84%	5	77%	57%
% internet users submitting forms, 2017				
1 Use of internet	30.9	26	50.2	
Score (0-100)				
2 Internet user skills				
2.1 At least basic digital skills	28%	28	30%	55%
% individuals, 2017				
2.2 Above basic digital skills	9%	28	11%	28%
% individuals, 2017				
2.3 At least basic software skills	30%	28	33%	58%
% individuals, 2017				
2 Internet user skills	24.5	28	53.1	
Score (0-100)				
3 Specialist skills and employment				
3.1 STEM graduates*	12.3	14	16.3	13.1
Per 1000 individuals aged 20-29, 2016				
3.2 ICT specialists	1.3%	16	2.8%	1.4%
% total employment, 2017				
3.3 Unadjusted gender pay gap	17%	11	19%	
% difference in pay, 2016				
3 Specialist skills and employment	44.2	13	43.9	
Score (0-100)				

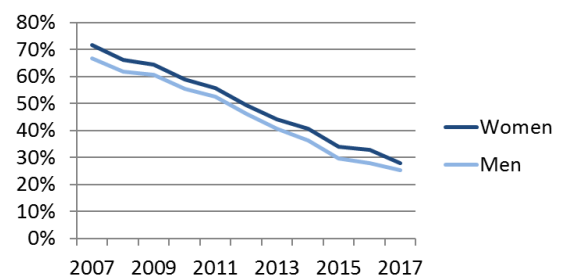
Notes:

* EU average refers to 2015.

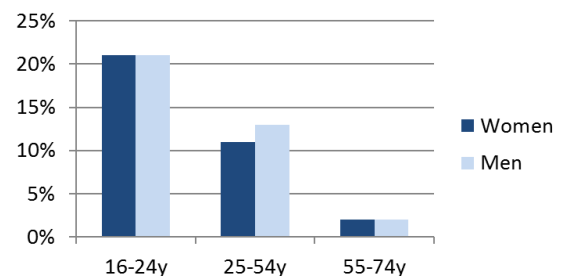
Source: All indicators come from Eurostat.

For the definitions and the methodology please consult the Methodological note.

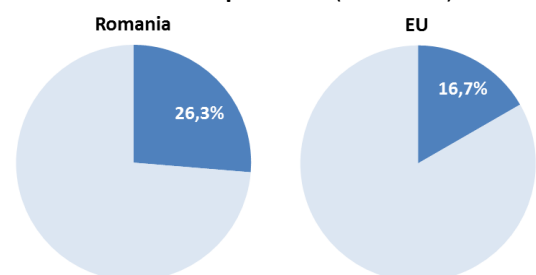
People who never used the internet (% of individuals)



Above basic digital skills by age and gender (% of individuals)



Female ICT specialists (% of total)



Unadjusted gender pay gap (% difference in pay)

