

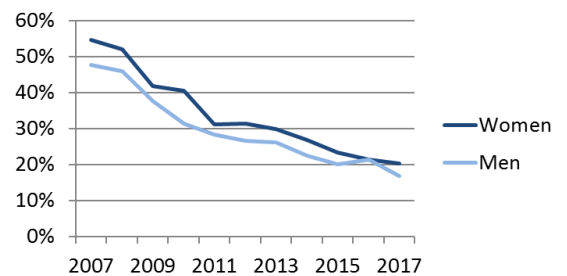
	Malta		EU	
	Women	Men	Women	Men
	value	rank	value	value
1 Use of internet				
1.1 Regular internet use	78%	18	80%	79%
% individuals, 2017				82%
1.2 People who never used the internet	20%	22	17%	14%
% individuals, 2017				12%
1.3 Online banking	62%	15	61%	60%
% internet users, 2017				63%
1.4 Using professional social networks	16%	8	18%	13%
% internet users, 2017				18%
1.5 Doing an online course	5.0%	19	9.8%	8.1%
% internet users, 2017				9.5%
1.6 Online consultations or voting	20.8%	2	22.0%	9.9%
% internet users, 2017				10.6%
1.7 eGovernment users	49%	19	47%	57%
% internet users submitting forms, 2017				60%
1 Use of internet	51.1	12	50.2	
Score (0-100)				
2 Internet user skills				
2.1 At least basic digital skills	55%	16	56%	55%
% individuals, 2017				60%
2.2 Above basic digital skills	37%	7	39%	28%
% individuals, 2017				34%
2.3 At least basic software skills	55%	18	57%	58%
% individuals, 2017				62%
2 Internet user skills	57.1	10	53.1	
Score (0-100)				
3 Specialist skills and employment				
3.1 STEM graduates*	7.6	27	19.1	13.1
Per 1000 individuals aged 20-29, 2016				24.9
3.2 ICT specialists	1.2%	17	6.3%	1.4%
% total employment, 2017				5.7%
3.3 Unadjusted gender pay gap	20%	19	19%	
% difference in pay, 2016				
3 Specialist skills and employment	34.4	24	43.9	
Score (0-100)				

Notes:
* EU average refers to 2015.

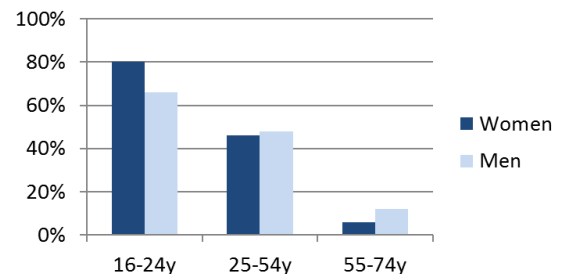
Source: All indicators come from Eurostat.

For the definitions and the methodology please consult the Methodological note.

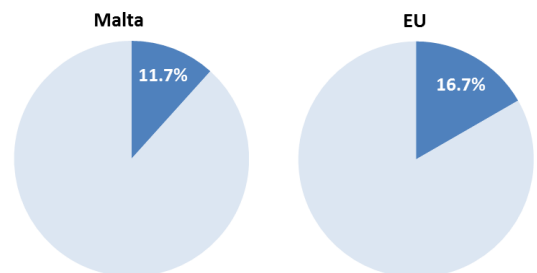
People who never used the internet (% of individuals)



Above basic digital skills by age and gender (% of individuals)



Female ICT specialists (% of total)



Unadjusted gender pay gap (% difference in pay)

