

	Latvia		EU	
	Women value	Men rank	Women value	Men value
1 Use of internet				
1.1 Regular internet use	78%	15	79%	79%
% individuals, 2017				
1.2 People who never used the internet	16%	16	14%	12%
% individuals, 2017				
1.3 Online banking	78%	6	60%	63%
% internet users, 2017				
1.4 Using professional social networks	6%	24	8%	13%
% internet users, 2017				
1.5 Doing an online course	4.9%	20	4.7%	8.1%
% internet users, 2017				
1.6 Online consultations or voting	5.8%	17	6.3%	9.9%
% internet users, 2017				
1.7 eGovernment users	78%	8	75%	57%
% internet users submitting forms, 2017				
1 Use of internet	48.9	15	50.2	
Score (0-100)				
2 Internet user skills				
2.1 At least basic digital skills	50%	20	46%	55%
% individuals, 2017				
2.2 Above basic digital skills	30%	16	24%	28%
% individuals, 2017				
2.3 At least basic software skills	50%	21	47%	58%
% individuals, 2017				
2 Internet user skills	49.8	19	53.1	
Score (0-100)				
3 Specialist skills and employment				
3.1 STEM graduates*	8.3	23	16.8	13.1
Per 1000 individuals aged 20-29, 2016				
3.2 ICT specialists	1.0%	19	3.7%	1.4%
% total employment, 2017				
3.3 Unadjusted gender pay gap	15%	9	19%	
% difference in pay, 2016				
3 Specialist skills and employment	38.4	20	43.9	
Score (0-100)				

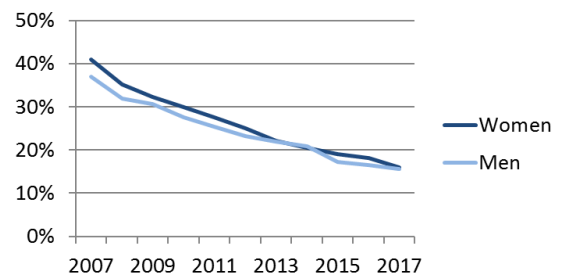
Notes:

* EU average refers to 2015.

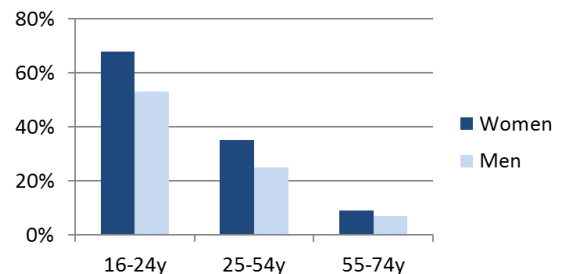
Source: All indicators come from Eurostat.

For the definitions and the methodology please consult the Methodological note.

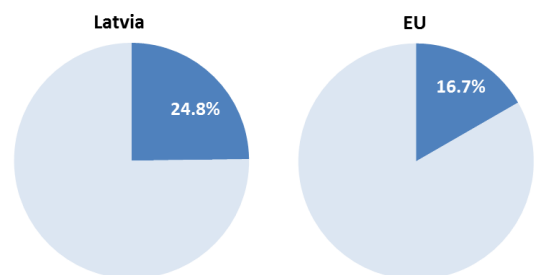
People who never used the internet (% of individuals)



Above basic digital skills by age and gender (% of individuals)



Female ICT specialists (% of total)



Unadjusted gender pay gap (% difference in pay)

