

	Greece		EU	
	Women	Men	Women	Men
	value	rank	value	rank
1 Use of internet				
1.1 Regular internet use	65%	26	70%	27
% individuals, 2017				
1.2 People who never used the internet	31%	27	26%	26
% individuals, 2017				
1.3 Online banking	31%	26	41%	26
% internet users, 2017				
1.4 Using professional social networks	7%	23	9%	23
% internet users, 2017				
1.5 Doing an online course	7.0%	11	7.2%	11
% internet users, 2017				
1.6 Online consultations or voting	4.8%	21	5.5%	21
% internet users, 2017				
1.7 eGovernment users	36%	25	39%	25
% internet users submitting forms, 2017				
1 Use of internet	29.6	27	50.2	27
Score (0-100)				
2 Internet user skills				
2.1 At least basic digital skills	44%	25	49%	25
% individuals, 2017				
2.2 Above basic digital skills	20%	24	23%	24
% individuals, 2017				
2.3 At least basic software skills	50%	24	55%	24
% individuals, 2017				
2 Internet user skills	42.4	24	53.1	24
Score (0-100)				
3 Specialist skills and employment				
3.1 STEM graduates*	13.7	8	20.4	8
Per 1000 individuals aged 20-29, 2016				
3.2 ICT specialists	0.4%	28	2.5%	28
% total employment, 2017				
3.3 Unadjusted gender pay gap**	22%	21	19%	21
% difference in pay, 2016				
3 Specialist skills and employment	36.3	23	43.9	23
Score (0-100)				

Notes:

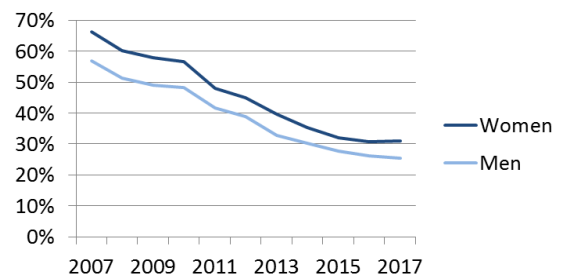
* EU average refers to 2015.

** Data for Greece refers to 2014.

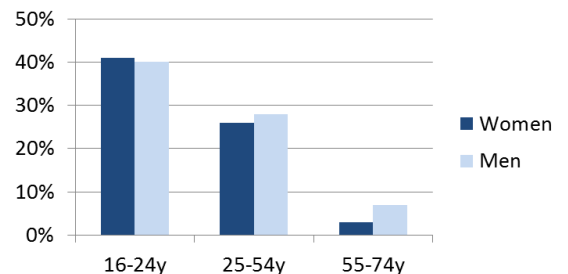
Source: All indicators come from Eurostat.

For the definitions and the methodology please consult the Methodological note.

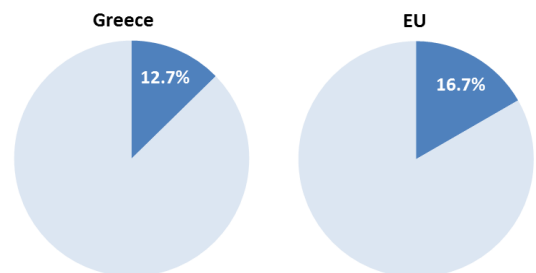
People who never used the internet (% of individuals)



Above basic digital skills by age and gender (% of individuals)



Female ICT specialists (% of total)



Unadjusted gender pay gap (% difference in pay)

