

	Czechia		EU	
	Women	Men	Women	Men
	value	rank	value	rank
1 Use of internet				
1.1 Regular internet use	78%	16	83%	79%
<small>% individuals, 2017</small>				
1.2 People who never used the internet	12%	12	10%	14%
<small>% individuals, 2017</small>				
1.3 Online banking	65%	13	69%	60%
<small>% internet users, 2017</small>				
1.4 Using professional social networks	4%	26	6%	13%
<small>% internet users, 2017</small>				
1.5 Doing an online course	4.2%	25	3.5%	8.1%
<small>% internet users, 2017</small>				
1.6 Online consultations or voting	2.6%	27	3.4%	9.9%
<small>% internet users, 2017</small>				
1.7 eGovernment users	32%	27	35%	57%
<small>% internet users submitting forms, 2017</small>				
1 Use of internet	38.8	22	50.2	
<small>Score (0-100)</small>				
2 Internet user skills				
2.1 At least basic digital skills	57%	11	63%	55%
<small>% individuals, 2017</small>				
2.2 Above basic digital skills	22%	22	26%	28%
<small>% individuals, 2017</small>				
2.3 At least basic software skills	59%	14	66%	58%
<small>% individuals, 2017</small>				
2 Internet user skills	50.9	18	53.1	
<small>Score (0-100)</small>				
3 Specialist skills and employment				
3.1 STEM graduates*	12.3	14	21.5	13.1
<small>Per 1000 individuals aged 20-29, 2016</small>				
3.2 ICT specialists	0.7%	24	5.8%	1.4%
<small>% total employment, 2017</small>				
3.3 Unadjusted gender pay gap	33%	28	19%	
<small>% difference in pay, 2016</small>				
3 Specialist skills and employment	27.4	28	43.9	
<small>Score (0-100)</small>				
Women in Digital Index	39.0	24	49.1	
<small>Score (0-100)</small>				

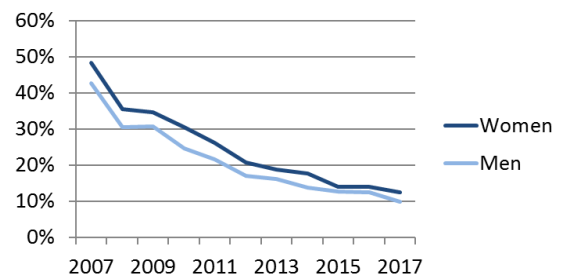
Notes:

* EU average refers to 2015.

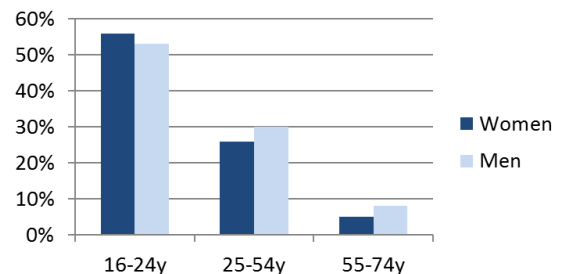
Source: All indicators come from Eurostat.

For the definitions and the methodology please consult the Methodological note.

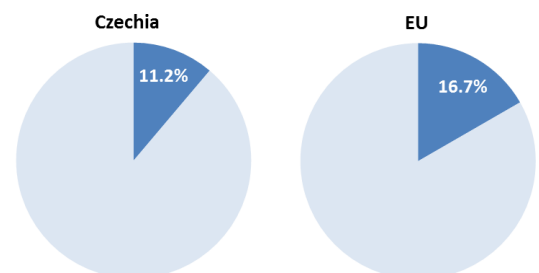
People who never used the internet (% of individuals)



Above basic digital skills by age and gender (% of individuals)



Female ICT specialists (% of total)



Unadjusted gender pay gap (% difference in pay)

