

# Single Market Scoreboard

*Performance per Member State*

## Iceland

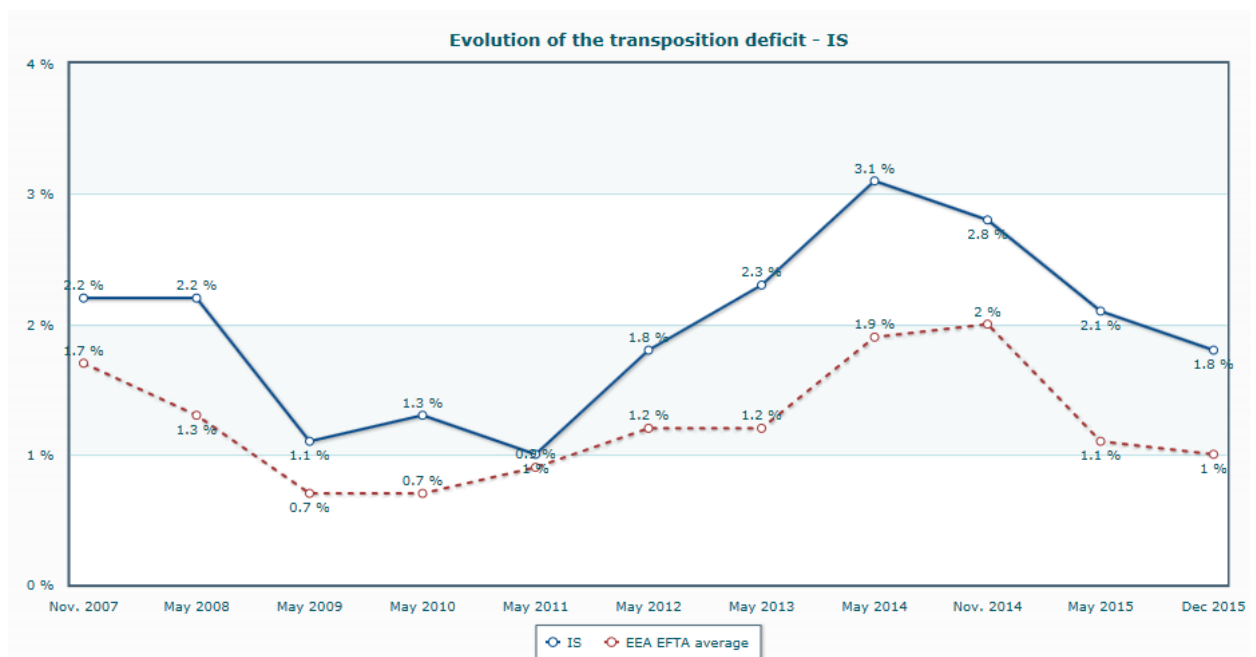
*(Reporting period: 2016)*



## Transposition and Infringements

It is to be noted that the Single Market *acquis* applicable in EEA EFTA States does not coincide exactly with that applicable in EU Member States. This situation arises from the time lag between the adoption or abrogation of legal acts by the EU and their incorporation into or deletion from the EEA Agreement.

Any comparison of the results from the two different Scoreboards (this one and the EEA EFTA Scoreboard) has to take this difference into account. For more information on Iceland's performance, please see the [EFTA Surveillance Authority's Internal Market Scoreboard](#).



**Transposition deficit: 2.2%** (*last report: 1.8%*) – A further increase in an already high deficit.

*EEA/EFTA average: 1.2%*

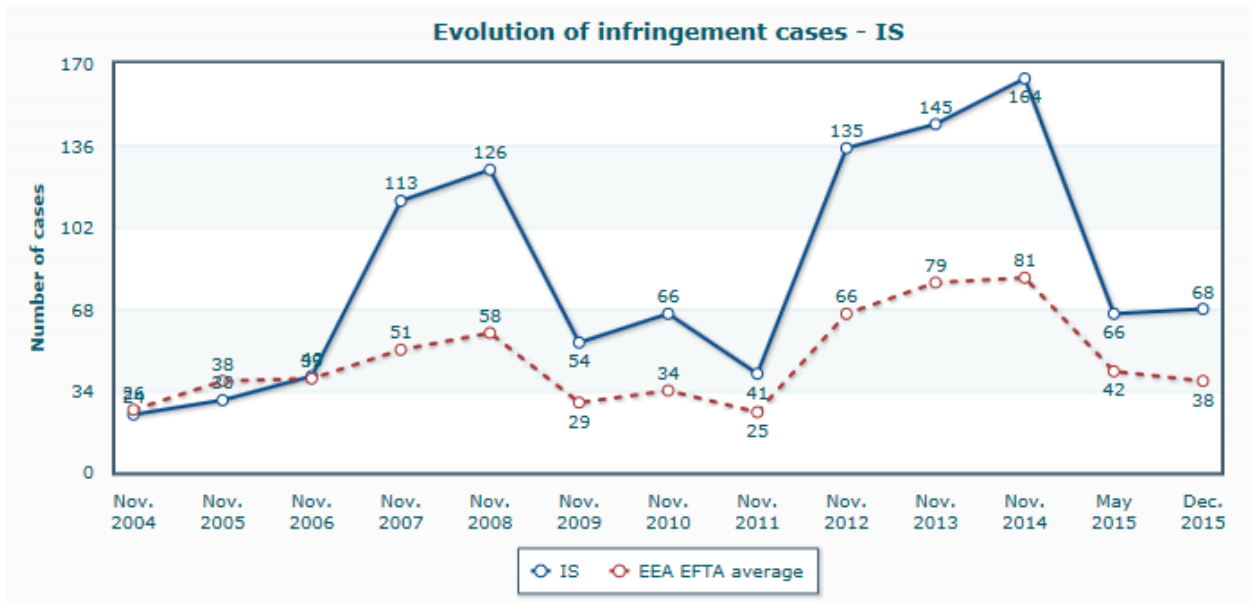
**Overdue directives: 18** (*last report: 16*) – **4** are more than 2 years overdue.

**Average delay: 16.8 months** (*last report: 18 months*) – Decrease of 1.2 months due to the fact that since the previous report Iceland has reduced by 6 those directives that had been outstanding for between 12 and 24 months. The figure is, however, still high reflecting the fact that 4 directives have been outstanding for more than 2 years, one of which has been outstanding for more than 9 years.

*EFTA average: 16.9 months*

**Compliance deficit: 0.2%** (*last report: 0.1%*)

*EFTA average: 0.1%*



**Pending cases: 21** (last report: 21)

**Problematic sectors:** Food and feed safety, animal health and welfare (5 cases), Goods – technical barriers (4), Transport (3).

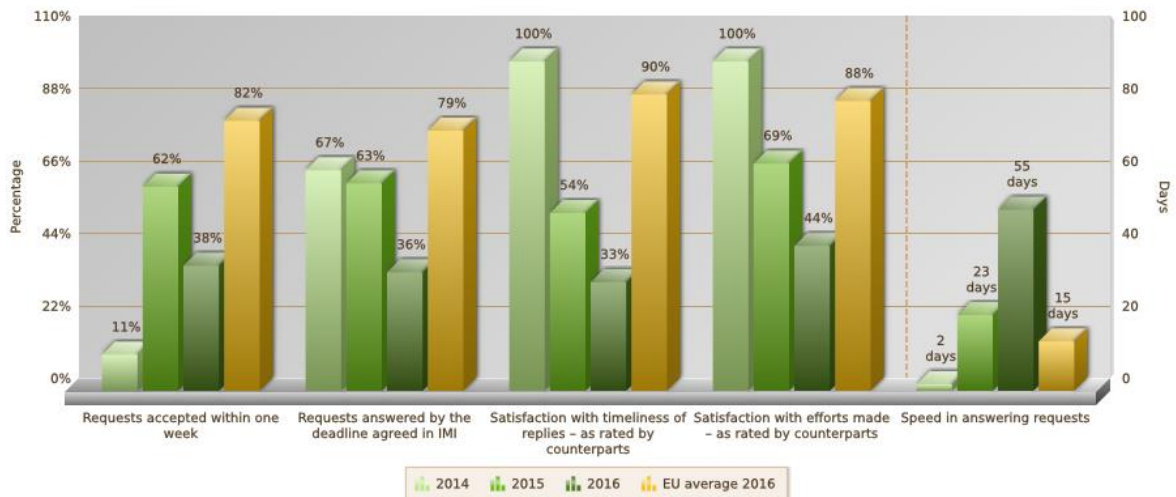
**Average case duration: 19.7 months** (last report: 16.2 months)

**Compliance with court rulings: 13 months** (last report: 13 months)

## Internal Market Information System

**Performance –** Iceland’s performance is poor.

- Significant efforts should be made to improve all indicators.
- In 2016, Iceland handled all its previously unattended cases, the indicators show poor performance due to the delayed responses.
- Iceland's performance is well below the EU average for all 5 indicators.



## EURES

National provider – [Directorate of Labour](#)

EURES advisers (nationally): 2

**Performance:** could be improved with regard to the quality of the PES job vacancy exchange with EURES.

## Your Europe

National equivalent?

National portal in EN and IS: [www.island.is](http://www.island.is)

**Record for this period**

- active participation in Editorial Board work
- not responsive to some requests for information for the website
- no back-linking from national websites to Your Europe; no reported promotional activities

**Recommended action**

Continue to:

- ensure stable representation on the Editorial Board
- attend the Board meetings twice a year
- provide information, when requested, on how the country applies single market rules
- link national websites to Your Europe

Make an effort to:

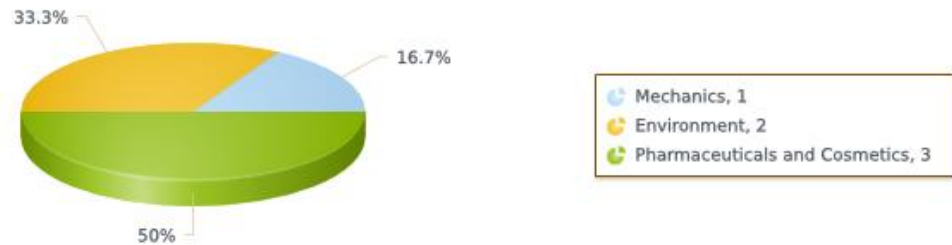
- provide all missing information on how Iceland applies single market rules
- raise awareness about Your Europe within national administrations and among potential end users

## SOLVIT

- **Caseload** – no cases in 2016
- **Staffing:** unclear situation as to the position of the SOLVIT centre and its staffing

## Technical Regulations Information System

Notifications per sector  
6 notifications



## Public procurement

Overall, Iceland's performance in 2015 was **average**. See more: [Public procurement performance](#).



