

Single Market Scoreboard

Performance per Member State

Iceland

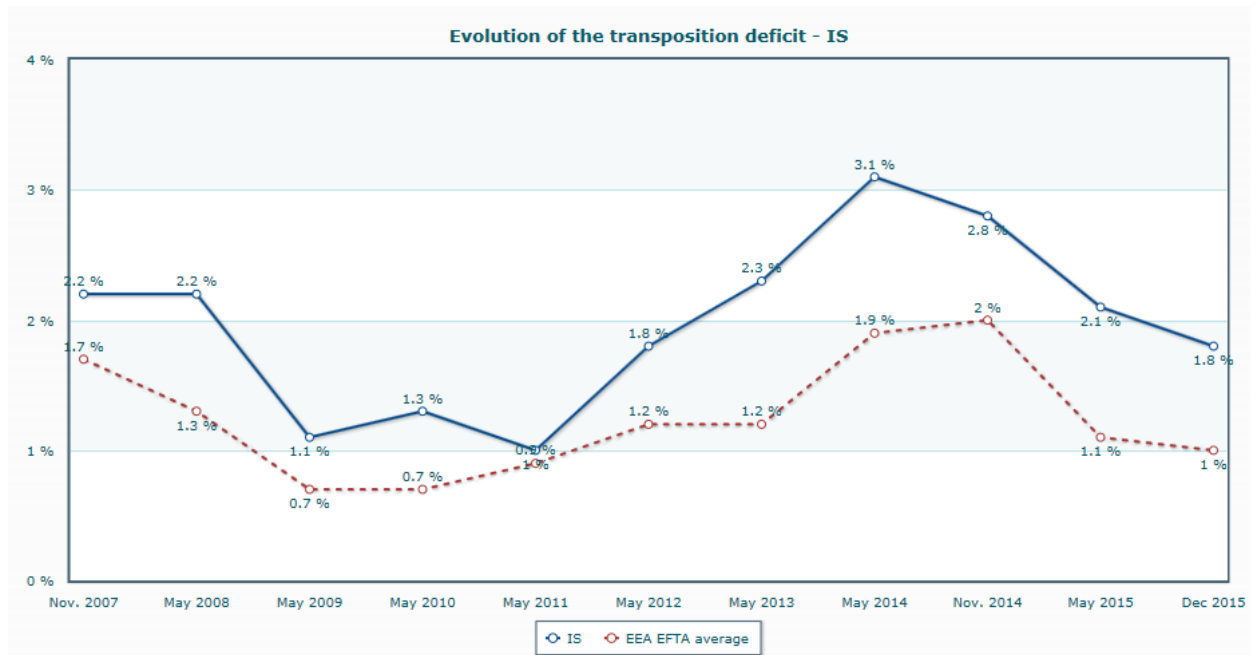
(Reporting period: 2015)



Transposition and Infringements

It is to be noted that the Single Market *acquis* applicable in EEA EFTA States does not coincide exactly with that applicable in EU Member States. This situation arises from the time lag between the adoption or abrogation of legal acts by the EU and their incorporation into or deletion from the EEA Agreement.

Any comparison of the results from the two different Scoreboards (this one and the EEA EFTA Scoreboard) has to take this difference into account. For more information on Iceland's performance, please see the EFTA Surveillance Authority's Internal Market Scoreboard.



Transposition deficit: 1.8% (last report: 2.1%) – Better, but still far above the 1% target. Highest deficit of the EEA States

EEA/EFTA average: 1.0%

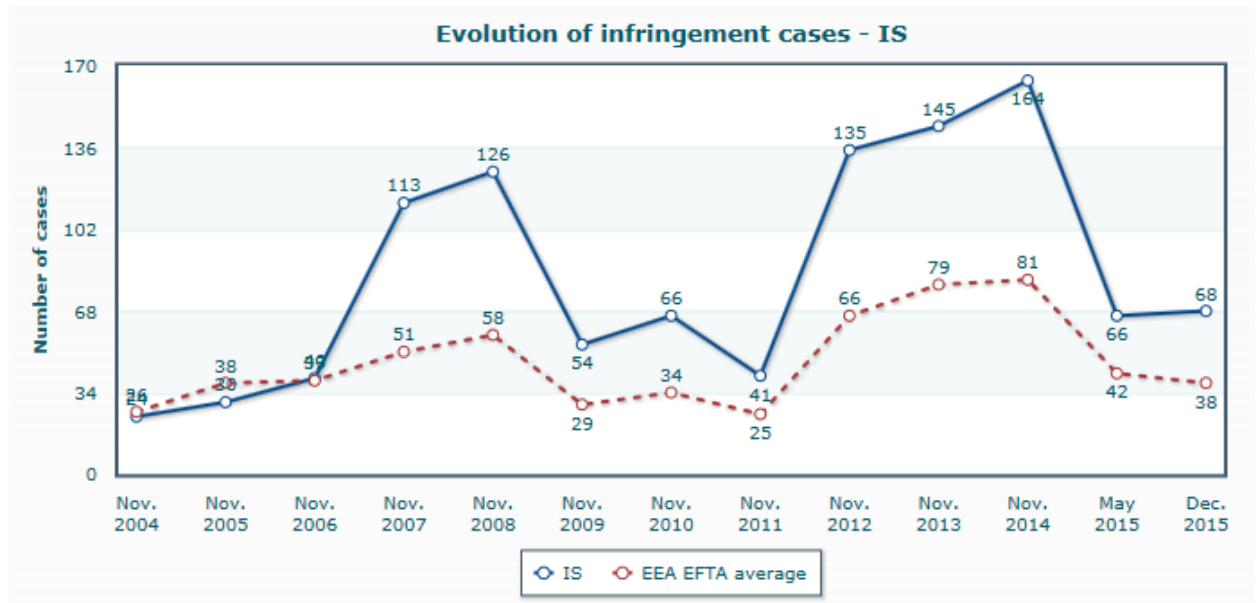
Overdue directives: 16 (last report: 21) and **2** more than 2 years overdue.

Average delay: 18 months (last report: 23.4 months) – decrease of 5.4 months because Iceland has reduced the number of overdue directives by 5 since the previous report. The figure is still high, however. This is because 2 directives have been overdue for over 2 years, one of which has been overdue for over 8 years.

EFTA average: 13.3 months

Compliance deficit: 0.1% (last report: 0.3%)

EFTA average: 0.1%



Pending cases: 21 (*last report: 22*)

Problematic sectors:

- goods – technical barriers (4)
- food and feed safety, animal health and welfare (4)
- transport (4)

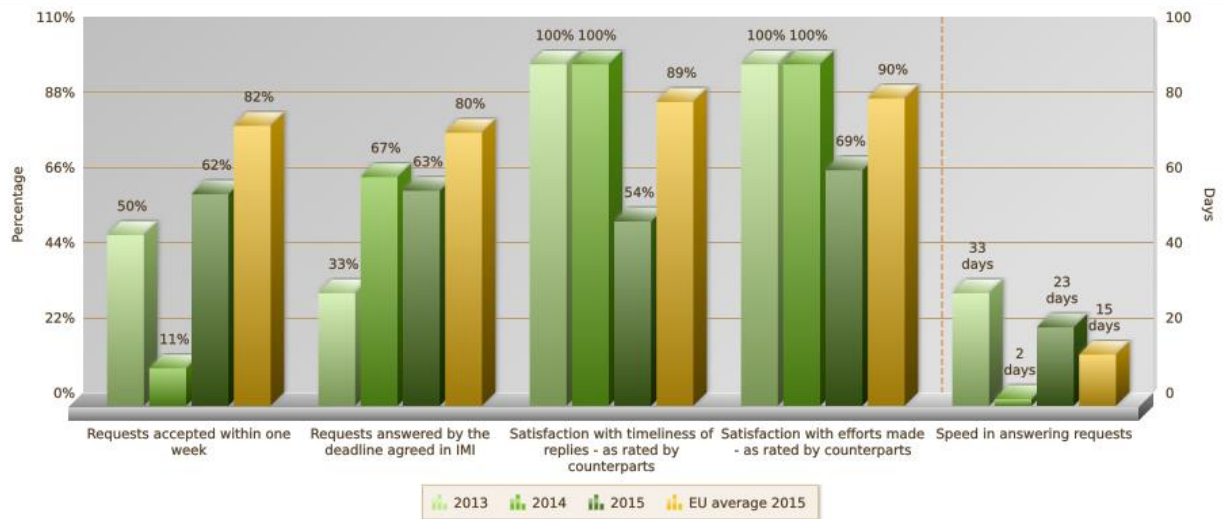
Average case duration: 16.2 months (*last report: 12.8 months*)

Compliance with court rulings: 13 months (*last report: 13 months*) – no new cases at this stage of the procedure.

Internal Market Information System

Performance – Iceland's performance remains poor.

- Iceland's performance is well below the EU average for all 5 indicators.
- In 2014, Iceland did not respond to any requests. However, in 2015 it processed most incoming requests.
- Significant efforts should be made to improve all indicators.



EURES

National provider – Directorate of Labour

EURES advisers (nationally): 2

Performance: very good (could be improved with regard to the quality of the PES job vacancy exchange with EURES)

Your Europe

National equivalent?

National portal in EN and IS: www.island.is

Record for this period

- active participation in Editorial Board work
- not responsive to the majority of requests for information for the website
- no back-linking from national websites to Your Europe; no reported promotional activities

Recommended action

Continue to:

- ensure stable representation on the Editorial Board
- attend the Board meetings twice a year
- provide information, when requested, on how the country applies single market rules
- link national websites to Your Europe

Make an effort to:

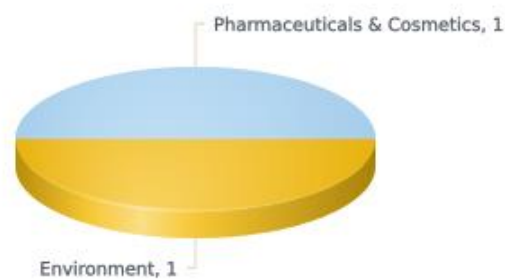
- provide all missing information on how Iceland applies single market rules
- raise awareness of Your Europe within national administration and among potential end users

SOLVIT

- **Caseload** – no cases in 2015
- **Staffing:** unclear situation as to the position of the SOLVIT centre and its staffing

Technical Regulations Information System

Notifications per sector
2 notifications



Public procurement

Overall, Iceland's performance in 2015 was **average**. See more: [Public procurement performance](#).

