

# Statistics: EUIPO & the European Observatory on Infringements of Intellectual Property Rights

You are welcome to answer the questionnaire in any of the 24 official languages of the EU. Please let us know in which language you are replying.

		Answers	Ratio
--	--	---------	-------













Bulgarian		2	2.04 %
Croatian		0	0 %
Czech		3	3.06 %
Danish		1	1.02 %
Dutch		1	1.02 %
English		44	44.9 %
Esonian		0	0 %
Finnish		1	1.02 %
French		8	8.16 %
German		18	18.37 %
Greek		0	0 %
Hungarian		1	1.02 %
Irish		0	0 %
Italian		6	6.12 %
Latvian		0	0 %
Lithuanian		0	0 %
Maltese		0	0 %
Polish		1	1.02 %
Portuguese		3	3.06 %
Romanian		2	2.04 %
Slovak		0	0 %
Slovene		0	0 %
Spanish		7	7.14 %
Swedish		0	0 %
No Answer		0	0 %

## You are replying

		Answers	Ratio
as an individual in your personal capacity		52	53.06 %
in your professional capacity or on behalf of an organisation		46	46.94 %
No Answer		0	0 %

## Country of residence

		Answers	Ratio
Austria		4	4.08 %
Belgium		6	6.12 %
Bulgaria		2	2.04 %
Croatia		0	0 %
Cyprus		0	0 %
Czech Republic		1	1.02 %
Denmark		0	0 %
Estonia		0	0 %
Finland		3	3.06 %
France		3	3.06 %
Germany		13	13.27 %
Greece		1	1.02 %
Hungary		2	2.04 %
Ireland		0	0 %
Italy		3	3.06 %
Latvia		0	0 %
Lithuania		0	0 %
Luxembourg		0	0 %

Malta		0	0 %
Netherlands		1	1.02 %
Poland		0	0 %
Portugal		4	4.08 %
Romania		1	1.02 %
Slovakia		0	0 %
Slovenia		1	1.02 %
Spain		7	7.14 %
Sweden		0	0 %
United Kingdom		0	0 %
Other		0	0 %
No Answer		46	46.94 %









## Type of organisation

		Answers	Ratio
Private enterprise or company		5	5.1 %
Professional consultancy, law firm, self-employed consultant		4	4.08 %
Trade union, business organisation or professional association		24	24.49 %
Consumer or other non-governmental organisation, platform or network		3	3.06 %
Research, academia or think tank		0	0 %
Church or religious community		0	0 %
National, regional or local public authority		6	6.12 %
European Union Institution, body or agency		0	0 %
International public authority, Intergovernmental organisation		0	0 %
Other		4	4.08 %
No Answer		52	53.06 %







## How many employees does the company have?

		Answers	Ratio
250 employees or less		2	2.04 %
More than 250 employees		3	3.06 %
No Answer		93	94.9 %





**Please specify the type of organisation.**

		<b>Answers</b>	<b>Ratio</b>
Trade Union		0	0 %
Chamber of commerce		1	1.02 %
Organisation of holders of intellectual property rights		11	11.22 %
Business organisation		7	7.14 %
Organisation of professionals in the field of intellectual property		3	3.06 %
Organisation representing other professions or crafts		0	0 %
Other		2	2.04 %
No Answer		74	75.51 %





**Please specify the type of organisation.**

		<b>Answers</b>	<b>Ratio</b>
National parliament		0	0 %
National government		1	1.02 %
Intellectual or Industrial Property Office		3	3.06 %
Police, customs or other enforcement authority		2	2.04 %
Other national public authority or agency		0	0 %
No Answer		92	93.88 %











### Is your organisation a member of the Observatory?

		Answers	Ratio
Yes		18	18.37 %
No, but it participates in some of the Observatory's events		8	8.16 %
No, my organisation is not a member of the Observatory and has little or no involvement in the Observatory's work.		19	19.39 %
No Answer		53	54.08 %

### Is your organisation included in the Transparency Register?

		Answers	Ratio
Yes		29	29.59 %
No		11	11.22 %
Not applicable		6	6.12 %
No Answer		52	53.06 %


### Where is your organisation's headquarters?

		Answers	Ratio
Austria		2	2.04 %
Belgium		11	11.22 %
Bulgaria		0	0 %
Croatia		0	0 %
Cyprus		0	0 %
Czech Republic		5	5.1 %
Denmark		2	2.04 %
Estonia		0	0 %
Finland		0	0 %
France		5	5.1 %




Germany		3	3.06 %
Greece		0	0 %
Hungary		0	0 %
Ireland		0	0 %
Italy		5	5.1 %
Latvia		0	0 %
Lithuania		0	0 %
Luxembourg		1	1.02 %
Malta		1	1.02 %
Netherlands		0	0 %
Poland		1	1.02 %
Portugal		1	1.02 %
Romania		1	1.02 %
Slovak Republic		0	0 %
Slovenia		0	0 %
Spain		1	1.02 %
Sweden		1	1.02 %
United Kingdom		3	3.06 %
Other		3	3.06 %
No Answer		52	53.06 %








**The Commission can publish your contribution:**

		<b>Answers</b>	<b>Ratio</b>
with my information (I consent to the publication of all information in my contribution in whole or in part including my name, and I declare that nothing within my response is unlawful or would infringe the rights of any third party in a manner that would prevent publication)		13	13.27 %
provided that I remain anonymous (I consent to the publication of any information in my contribution in whole or in part (which may include quotes or opinions I express) provided that it is done anonymously. I declare that nothing within my response is unlawful or would infringe the rights of any third party in a manner that would prevent the publication.		39	39.8 %
No Answer		46	46.94 %






**The Commission can publish your contribution:**

		<b>Answers</b>	<b>Ratio</b>
with your organisation's information (I consent to the publication of all information in my contribution in whole or in part including the name of my organisation, and I declare that nothing within my response is unlawful or would infringe the rights of any third party in a manner that would prevent publication)		34	34.69 %
provided that your organisation remains anonymous (I consent to the publication of any information in my contribution in whole or in part (which may include quotes or opinions I express) provided that it is done anonymously. I declare that nothing within my response is unlawful or would infringe the rights of any third party in a manner that would prevent the publication.		12	12.24 %
No Answer		52	53.06 %






**Have you ever heard about the European Union Intellectual Property Office ('EUIPO')?**

		<b>Answers</b>	<b>Ratio</b>
Yes, and I am well aware of what it does.		41	41.84 %
Yes, and I more or less know what it does.		26	26.53 %
Yes, but I am not quite sure what it does.		6	6.12 %
No, I have never heard about the EUIPO.		25	25.51 %
No Answer		0	0 %






**Would you consider the EUIPO's mission important and relevant?**

		<b>Answers</b>	<b>Ratio</b>
Yes, it is important.		65	66.33 %
Not anymore, the EUIPO's mission has become irrelevant and no longer important.		3	3.06 %
No, the EUIPO's mission was never relevant or important and therefore the Regulation should be scrapped.		13	13.27 %
No opinion.		17	17.35 %
No Answer		0	0 %

**How important are the following tasks given to the EUIPO? : Research on the economic and cultural value of intellectual property for citizens, businesses and society at large.**

		<b>Answers</b>	<b>Ratio</b>
Very Important		37	37.76 %
Important		36	36.73 %
Not important		19	19.39 %
No opinion		6	6.12 %
No Answer		0	0 %

**How important are the following tasks given to the EUIPO? : Research on the volume and consequences of counterfeiting, piracy and other breaches of intellectual property rights.**

		<b>Answers</b>	<b>Ratio</b>
Very Important		42	42.86 %
Important		34	34.69 %
Not important		19	19.39 %
No opinion		3	3.06 %
No Answer		0	0 %

**How important are the following tasks given to the EUIPO? : Dissemination of best practices to protect intellectual property rights.**

		Answers	Ratio
Very Important		42	42.86 %
Important		33	33.67 %
Not important		19	19.39 %
No opinion		4	4.08 %
No Answer		0	0 %

**How important are the following tasks given to the EUIPO? : Helping raise citizens' awareness of the impact of counterfeiting, piracy and other breaches of intellectual property rights.**

		Answers	Ratio
Very Important		36	36.73 %
Important		31	31.63 %
Not important		27	27.55 %
No opinion		4	4.08 %
No Answer		0	0 %

**How important are the following tasks given to the EUIPO? : Training and improving the expertise of people involved in the enforcement of intellectual property rights.**

		Answers	Ratio
Very Important		35	35.71 %
Important		32	32.65 %
Not important		26	26.53 %
No opinion		5	5.1 %
No Answer		0	0 %

**How important are the following tasks given to the EUIPO? : Research on technical tools to prevent and tackle infringements of intellectual property rights, including tracking and tracing systems which help to distinguish genuine products from counterfeit ones.**

		Answers	Ratio
Very Important		30	30.61 %
Important		23	23.47 %
Not important		38	38.78 %
No opinion		7	7.14 %
No Answer		0	0 %

**How important are the following tasks given to the EUIPO? : Providing tools for cooperation between national authorities involved in protecting intellectual property rights.**

		Answers	Ratio
Very Important		45	45.92 %
Important		30	30.61 %
Not important		20	20.41 %
No opinion		3	3.06 %
No Answer		0	0 %

**How important are the following tasks given to the EUIPO? : In consultation with Member States, helping authorities from countries outside the EU to develop techniques, skills and tools for enforcing intellectual property rights.**

		Answers	Ratio
Very Important		29	29.59 %
Important		32	32.65 %
Not important		28	28.57 %
No opinion		9	9.18 %
No Answer		0	0 %

**How important are the following tasks given to the EUIPO? : Organising regular meetings of representatives from public administrations, bodies and organisations in the Member States dealing with intellectual property rights and representatives from the private sector (the Observatory).**

		Answers	Ratio
Very Important		37	37.76 %
Important		27	27.55 %
Not important		25	25.51 %
No opinion		9	9.18 %
No Answer		0	0 %







**Are there any tasks missing? Should the EUIPO receive additional tasks in order to do more to help national authorities, the private sector and the EU institutions curb infringements of intellectual property rights?**

		Answers	Ratio
No.		37	37.76 %
Yes.		31	31.63 %
No opinion.		29	29.59 %
No Answer		1	1.02 %







**Would you see any contradictions among the tasks listed in question 29?**

		Answers	Ratio
Yes.		19	19.39 %
No.		55	56.12 %
No opinion.		24	24.49 %
No Answer		0	0 %

**EUIPO activity: establish a transparent methodology for the collection, analysis and reporting of independent, objective, comparable and reliable data on infringements of intellectual property rights. This is:**

		Answers	Ratio
Very important.		41	41.84 %
Important.		36	36.73 %
Not important.		5	5.1 %
Totally irrelevant.		10	10.2 %
No opinion.		6	6.12 %
No Answer		0	0 %

**The EUIPO does it:**

		Answers	Ratio
Very well.		9	9.18 %
Satisfactorily.		27	27.55 %
Poorly.		9	9.18 %
Very badly.		8	8.16 %
No opinion.		45	45.92 %
No Answer		0	0 %

**EUIPO activity: publish evidence-based, reports, studies and surveys on the economic value and societal contribution of intellectual property, as well as on infringements of intellectual property rights and their impact. This is:**







		Answers	Ratio
Very important.		39	39.8 %
Important.		41	41.84 %
Not important.		5	5.1 %
Totally irrelevant.		8	8.16 %
No opinion.		5	5.1 %
No Answer		0	0 %

**The EUIPO does it:**







		Answers	Ratio
Very well.		11	11.22 %
Satisfactorily.		29	29.59 %
Poorly.		7	7.14 %
Very badly.		12	12.24 %
No opinion.		39	39.8 %
No Answer		0	0 %









**EUIPO activity: publish evidence-based, reports, studies and surveys on the economic value and societal contribution of intellectual property, as well as on infringements of intellectual property rights and their impact. This is:**

		Answers	Ratio
Very important.		35	35.71 %
Important.		38	38.78 %
Not important.		7	7.14 %
Totally irrelevant.		7	7.14 %
No opinion.		11	11.22 %
No Answer		0	0 %







**The EUIPO does it:**

		Answers	Ratio
Very well.		10	10.2 %
Satisfactorily.		31	31.63 %
Poorly.		8	8.16 %
Very badly.		10	10.2 %
No opinion.		39	39.8 %
No Answer		0	0 %







**EUIPO activity: collect, analyse and disseminate information regarding best practices. This is:**

		Answers	Ratio
Very important.		40	40.82 %
Important.		34	34.69 %
Not important.		9	9.18 %
Totally irrelevant.		10	10.2 %
No opinion.		5	5.1 %
No Answer		0	0 %







**The EUIPO does it:**

		<b>Answers</b>	<b>Ratio</b>
Very well.		12	12.24 %
Satisfactorily.		30	30.61 %
Poorly.		5	5.1 %
Very badly.		6	6.12 %
No opinion.		45	45.92 %
No Answer		0	0 %







**EUIPO activity: create publications and organise events to raise public awareness of the impact of counterfeiting and piracy and assist national and EU-wide initiatives. This is:**

		<b>Answers</b>	<b>Ratio</b>
Very important.		32	32.65 %
Important.		34	34.69 %
Not important.		9	9.18 %
Totally irrelevant.		15	15.31 %
No opinion.		8	8.16 %
No Answer		0	0 %







**The EUIPO does it:**

		<b>Answers</b>	<b>Ratio</b>
Very well.		7	7.14 %
Satisfactorily.		30	30.61 %
Poorly.		9	9.18 %
Very badly.		11	11.22 %
No opinion.		41	41.84 %
No Answer		0	0 %







**EUIPO activity: monitor the development of new competitive business models which increase the amount of legally available cultural and creative content, encourage the exchange of information and raise consumer awareness of this. This is:**

		Answers	Ratio
Very important.		33	33.67 %
Important.		36	36.73 %
Not important.		8	8.16 %
Totally irrelevant.		10	10.2 %
No opinion.		11	11.22 %
No Answer		0	0 %







**The EUIPO does it:**

		Answers	Ratio
Very well.		5	5.1 %
Satisfactorily.		31	31.63 %
Poorly.		9	9.18 %
Very badly.		11	11.22 %
No opinion.		42	42.86 %
No Answer		0	0 %







**EUIPO activity: deliver specialised enforcement training and seminars for national officials involved in the protection of intellectual property rights and organise ad hoc meetings of experts, including academic experts and relevant representatives of civil society. This is:**

		Answers	Ratio
Very important.		39	39.8 %
Important.		20	20.41 %
Not important.		11	11.22 %
Totally irrelevant.		15	15.31 %
No opinion.		13	13.27 %
No Answer		0	0 %







**The EUIPO does it:**

		Answers	Ratio
Very well.		12	12.24 %
Satisfactorily.		22	22.45 %
Poorly.		6	6.12 %
Very badly.		6	6.12 %
No opinion.		52	53.06 %
No Answer		0	0 %

**EUIPO activity: identify and promote technical tools for professionals and benchmark techniques, including tracking and tracing systems which help to distinguish genuine products from counterfeit ones. This is:**

		Answers	Ratio
Very important.		27	27.55 %
Important.		31	31.63 %
Not important.		11	11.22 %
Totally irrelevant.		17	17.35 %
No opinion.		12	12.24 %
No Answer		0	0 %

**The EUIPO does it:**

		Answers	Ratio
Very well.		7	7.14 %
Satisfactorily.		19	19.39 %
Poorly.		6	6.12 %
Very badly.		7	7.14 %
No opinion.		59	60.2 %
No Answer		0	0 %

**EUIPO activity: develop online tools to exchange information on infringements of intellectual property rights between public administrations, bodies and organisations in the Member States dealing with the protection and enforcement of those rights. This is:**

		Answers	Ratio
Very important.		32	32.65 %
Important.		25	25.51 %
Not important.		7	7.14 %
Totally irrelevant.		18	18.37 %
No opinion.		16	16.33 %
No Answer		0	0 %

**The EUIPO does it:**

		Answers	Ratio
Very well.		10	10.2 %
Satisfactorily.		19	19.39 %
Poorly.		5	5.1 %
Very badly.		7	7.14 %
No opinion.		57	58.16 %
No Answer		0	0 %

**How useful would you think the following tools are? : Enforcement Database (EDB)**

		Answers	Ratio
Very useful		21	21.43 %
Useful		20	20.41 %
Of little usefulness		2	2.04 %
Should be discontinued		20	20.41 %
No opinion		30	30.61 %
No Answer		5	5.1 %

**How useful would you think the following tools are? : Anti-Counterfeiting Intelligence Support Tool (ACIST)**







		Answers	Ratio
Very useful		14	14.29 %
Useful		21	21.43 %
Of little usefulness		3	3.06 %
Should be discontinued		18	18.37 %
No opinion		38	38.78 %
No Answer		4	4.08 %

**How useful would you think the following tools are? : Anti-Counterfeiting Rapid Intelligence System (ACRIS)**







		Answers	Ratio
Very useful		15	15.31 %
Useful		17	17.35 %
Of little usefulness		6	6.12 %
Should be discontinued		18	18.37 %
No opinion		38	38.78 %
No Answer		4	4.08 %

**EUIPO activity: cooperate with Member States to develop and promote techniques, skills and tools for enforcing intellectual property rights, including training programmes and awareness-raising campaigns.**

**This is:**







		<b>Answers</b>	<b>Ratio</b>
Very important.		33	33.67 %
Important.		33	33.67 %
Not important.		5	5.1 %
Totally irrelevant.		17	17.35 %
No opinion.		10	10.2 %
No Answer		0	0 %

**The EUIPO does it:**







		<b>Answers</b>	<b>Ratio</b>
Very well.		7	7.14 %
Satisfactorily.		27	27.55 %
Poorly.		5	5.1 %
Very bad.		6	6.12 %
No opinion.		53	54.08 %
No Answer		0	0 %









**EUIPO activity: work with intellectual property offices in third countries to develop and provide technical assistance and training programmes. This is:**

		<b>Answers</b>	<b>Ratio</b>
Very important.		20	20.41 %
Important.		38	38.78 %
Not important.		7	7.14 %
Totally irrelevant.		19	19.39 %
No opinion.		14	14.29 %
No Answer		0	0 %





**The EUIPO does it:**

		<b>Answers</b>	<b>Ratio</b>
Very well.		5	5.1 %
Satisfactorily.		16	16.33 %
Poorly.		3	3.06 %
Very badly.		6	6.12 %
No opinion.		68	69.39 %
No Answer		0	0 %




**Overall, to what extent have the EUIPO's activities helped improve the protection of intellectual property rights in the EU?**

		Answers	Ratio
To a great extent. The EUIPO has achieved very good results.		12	12.24 %
To a considerable extent. The EUIPO has achieved good results.		31	31.63 %
To a lesser extent. The EUIPO has achieved poor results.		10	10.2 %
The EUIPO has not achieved any meaningful results.		14	14.29 %
No opinion.		31	31.63 %
No Answer		0	0 %







**Are there tasks or activities not listed above that should be assigned to the EUIPO?**

		Answers	Ratio
Yes. Please, explain:		25	25.51 %
No.		28	28.57 %
No opinion.		36	36.73 %
No Answer		9	9.18 %




**Are there circumstances that make the EUIPO less effective in carrying out its tasks and activities?**

		Answers	Ratio
No, nothing in particular.		49	50 %
Yes. Please explain:		29	29.59 %
No Answer		20	20.41 %






**One or more of the following circumstances reduce the EUIPO's ability to carry out its tasks and activities:**

		Answers	Ratio
The network of representatives is too large.		2	2.04 %
The EUIPO works on too many projects and activities and not all them are sufficiently relevant or useful.		14	14.29 %
It is too difficult to get data from Member States		10	10.2 %
The EUIPO's location: it is difficult or time consuming for participants to attend the Observatory's meetings and events that take place in Alicante.		10	10.2 %
Other. Please, specify:		13	13.27 %
No Answer		71	72.45 %





**Would you think any interest groups are under-represented or missing in the Observatory?**

		Answers	Ratio
Yes		33	33.67 %
No		57	58.16 %
No Answer		8	8.16 %





**The EUIPO organises the Observatory's meetings:**

		Answers	Ratio
Very well.		15	15.31 %
Well but the EUIPO can still improve. Please, explain:		8	8.16 %
Not very well. Please, explain:		0	0 %
Very badly. Please, explain:		0	0 %
No Answer		75	76.53 %





**Has the EUIPO created fruitful cooperation with the representatives of public and private sectors?**

		<b>Answers</b>	<b>Ratio</b>
Yes.		10	10.2 %
Yes, but improvements are necessary. Please, explain:		6	6.12 %
No. Please, explain:		0	0 %
No Answer		82	83.67 %

**Does the EUIPO adequately inform these representatives of its activities?**

		<b>Answers</b>	<b>Ratio</b>
Yes.		5	5.1 %
Yes, but improvements are necessary. Please, explain:		8	8.16 %
No. Please, explain:		2	2.04 %
No Answer		83	84.69 %

**Does the EUIPO adequately consult the representatives on its activities?**

		<b>Answers</b>	<b>Ratio</b>
Yes.		4	4.08 %
Yes, but improvements are necessary. Please, explain:		10	10.2 %
No. Please, explain:		2	2.04 %
No Answer		82	83.67 %

**Does the EUIPO adequately take representatives' views into account?**

		Answers	Ratio
Yes.		7	7.14 %
Yes, but improvements are necessary. Please, explain:		8	8.16 %
No. Please, explain:		3	3.06 %
No Answer		80	81.63 %







**Does the EUIPO do enough to help representatives actively participate in its activities?**

		Answers	Ratio
Yes.		9	9.18 %
Yes, but improvements are necessary. Please, explain:		6	6.12 %
No. Please, explain:		2	2.04 %
No Answer		81	82.65 %






**Is the process leading to the adoption of the Observatory's work annual programme transparent?**

		Answers	Ratio
Yes.		47	47.96 %
Yes, mostly, but there is still room for improvement. Please, explain:		10	10.2 %
Not at all, the EUIPO should make substantial improvements. Please, explain:		15	15.31 %
No Answer		26	26.53 %









**Are the costs justified and proportionate, given the results achieved by the EUIPO?**

		<b>Answers</b>	<b>Ratio</b>
Yes.		21	21.43 %
No, the EUIPO is not investing enough and therefore its budget should be expanded. Please, explain:		8	8.16 %
No, the EUIPO is overspending and the same or better results could be achieved with a much lower budget. Please, explain:		11	11.22 %
No (other reasons). Please, explain:		9	9.18 %
No opinion.		39	39.8 %
No Answer		10	10.2 %






**Would you think the EUIPO is well equipped to carry out its tasks and activities, in terms of independency, funding, staff, expertise, IT and meeting capacities?**

		<b>Answers</b>	<b>Ratio</b>
Yes.		32	32.65 %
In general yes, but improvements can be made. Please, explain:		13	13.27 %
No. Please explain:		4	4.08 %
No opinion.		40	40.82 %
No Answer		9	9.18 %





**Please explain by ticking one or more options below:**

		<b>Answers</b>	<b>Ratio</b>
The EUIPO is too sensitive to vested interests or political pressure and does not have the independence needed to perform its tasks properly. Please, explain:		6	6.12 %
The EUIPO has insufficient financial resources to perform its tasks properly. Please, explain:		1	1.02 %
The EUIPO has not allocated sufficient staff to its tasks and activities.		2	2.04 %
The EUIPO does not have the necessary expertise. Please, explain:		7	7.14 %
The EUIPO does not have the necessary infrastructure to organise its meetings and events properly.		2	2.04 %
The tasks and activities related to the Observatory and the fight against infringements of intellectual property rights should be given to another organisation. Please, explain:		0	0 %
Other. Please, explain:		4	4.08 %
No Answer		82	83.67 %

**Would you see gaps or contradictions between the EU's overall objectives and activities, including in the field of intellectual property, and the EUIPO's tasks and activities in the context of its work with the Observatory and the fight against infringements of intellectual property rights?**

		Answers	Ratio
Yes. Please, explain:		8	8.16 %
Some of EUIPO's tasks and activities are not totally aligned with the EU's overall objectives and activities. Please, explain:		13	13.27 %
The EUIPO's tasks and activities are not consistent with the EU's overall objectives and activities. Please, explain:		9	9.18 %
No opinion.		56	57.14 %
No Answer		12	12.24 %

**Would you think infringements of intellectual property rights could be tackled just as well or even better at national level without involving the EUIPO?**

		Answers	Ratio
No.		59	60.2 %
Yes.		9	9.18 %
No opinion.		23	23.47 %
No Answer		7	7.14 %