

# Rare Diseases

Number of Projects

164

Number of Participations

1908

SME: 314 (16.46%)

Number of Unique Participants

897

Number of Unique new H2020 Participants

64

EU Financial Contribution (Mil euro)

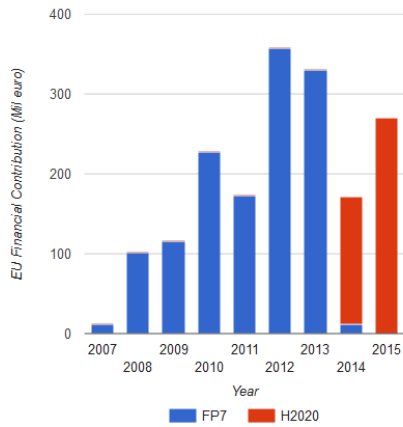
879 Mil euro

SME: 181.02 Mil euro (20.59%)

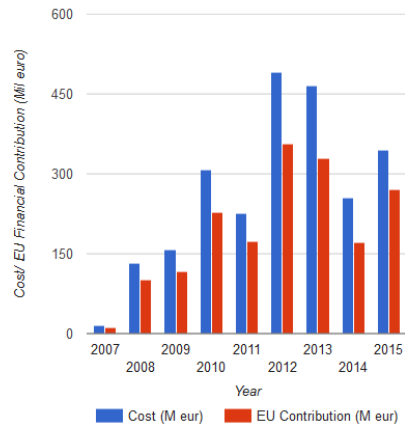
Total project cost (Mil euro)

1,198 Mil euro

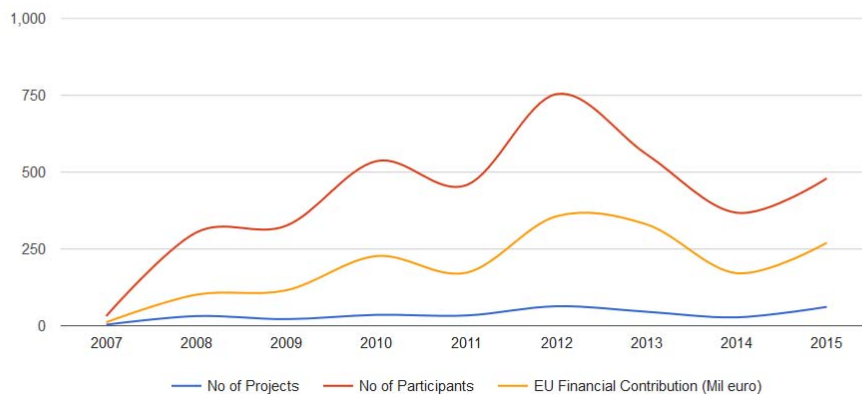
EU Financial Contribution by Framework Programme and Year (Mil euro)



Project Total Cost and EU Contribution by Year (Mil euro)



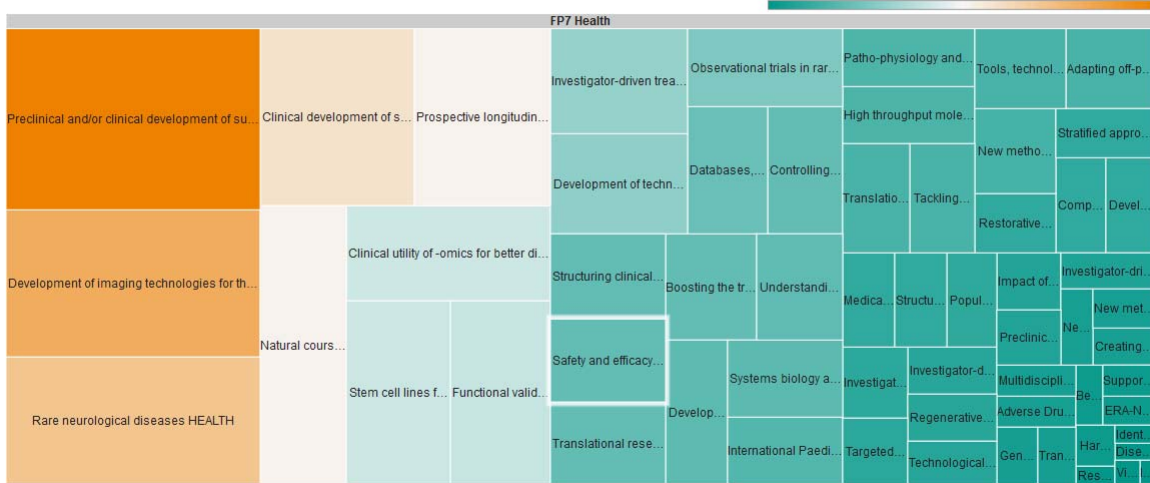
Participation and EU Funding Over Time



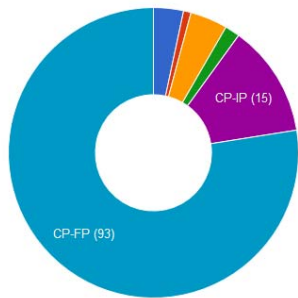
## Project by Research Programme

Thematic Priority	No. of Projects	No. of Participations	EU Financial Contribution (Mil euro)	Total project cost (Mil euro)
1 FP7 Health	120	1501	664.30	906.50
2 H2020 Health, demographic change and wellbeing	44	407	214.99	291.79

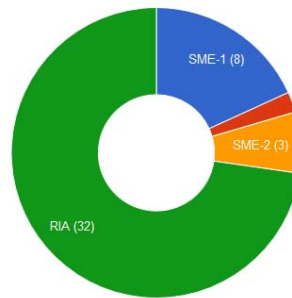
### Projects by Thematic Priority



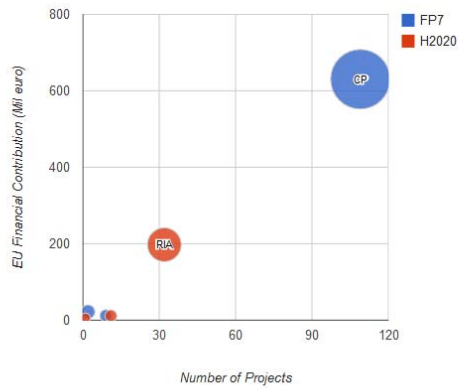
Number of Projects by Type of Action FP7



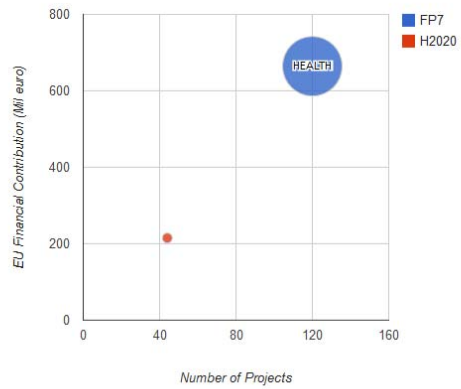
Number of Projects by Type of Action H2020



Projects by Type and Size



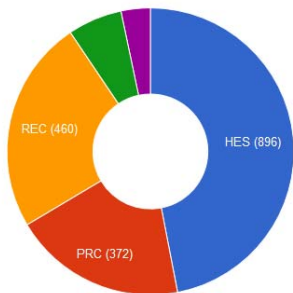
Projects per Programme and Size



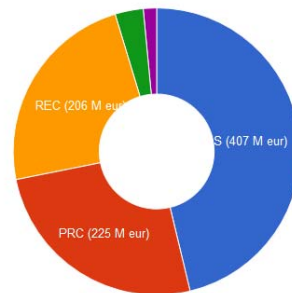
Participation by Top 10 Participants

Top participants		Country	No of Participations	EU Financial Contribution (Mil euro)
1	UNIVERSITY COLLEGE LONDON	UK	39	25.38
2	INSTITUT NATIONAL DE LA SANTE ET DE LA RECHERCHE MEDICALE (INSERM)	FR	36	21.19
3	GlaxoSmithKline Biologicals	BE	1	14.10
4	UNIVERSITAIR ZIEKENHUIS ANTWERPEN	BE	4	12.89
5	KAROLINSKA INSTITUTET	SE	21	11.80
6	UNIVERSITY OF NEWCASTLE UPON TYNE	UK	17	11.45
7	EBERHARD KARLS UNIVERSITAET TUEBINGEN	DE	8	8.88
8	THE CHANCELLOR, MASTERS AND SCHOLARS OF THE UNIVERSITY OF CAMBRIDGE	UK	11	7.28
9	ERASMUS UNIVERSITAIR MEDISCH CENTRUM ROTTERDAM	NL	9	7.12
10	ACADEMISCH ZIEKENHUIS LEIDEN - LEIDS UNIVERSITAIR MEDISCH CENTRUM	NL	14	6.41

Number of Participations by Type



Participation by Type EU Financial Contribution (Mil euro)

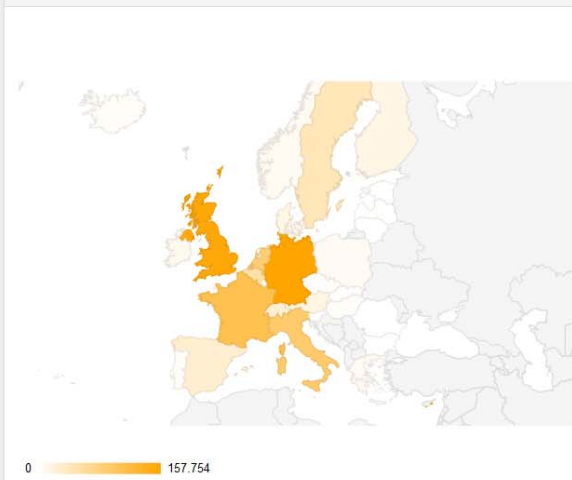


HES - Higher or secondary education, PRC - Private for profit (excl. education), OTH - Others, REC - Research organisations, PUB - Public body (excl. research and education)

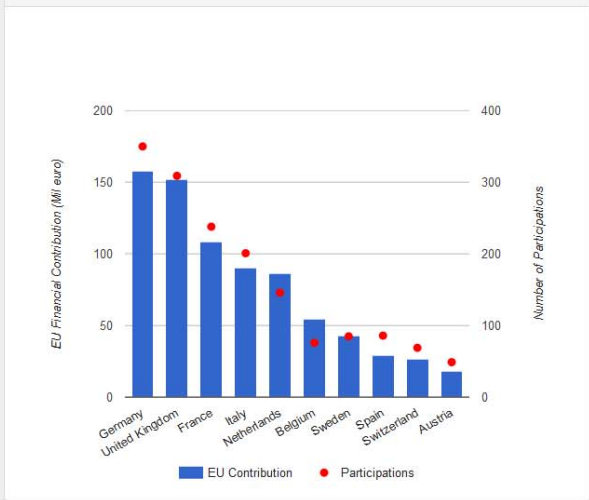
### Participation by Top 10 Countries

	Country Name	No. of Participations	EU Financial Contribution (Mil euro)
1	DE - Germany	350	350.00
2	UK - United Kingdom	309	309.00
3	FR - France	238	238.00
4	IT - Italy	201	201.00
5	NL - Netherlands	146	146.00
6	BE - Belgium	76	76.00
7	SE - Sweden	85	85.00
8	ES - Spain	86	86.00
9	CH - Switzerland	69	69.00
10	AT - Austria	49	49.00

Participation by Country - Europe (Mil euro)



EU Financial Contribution and Participation by Top 10 Countries



Regional Participation

