

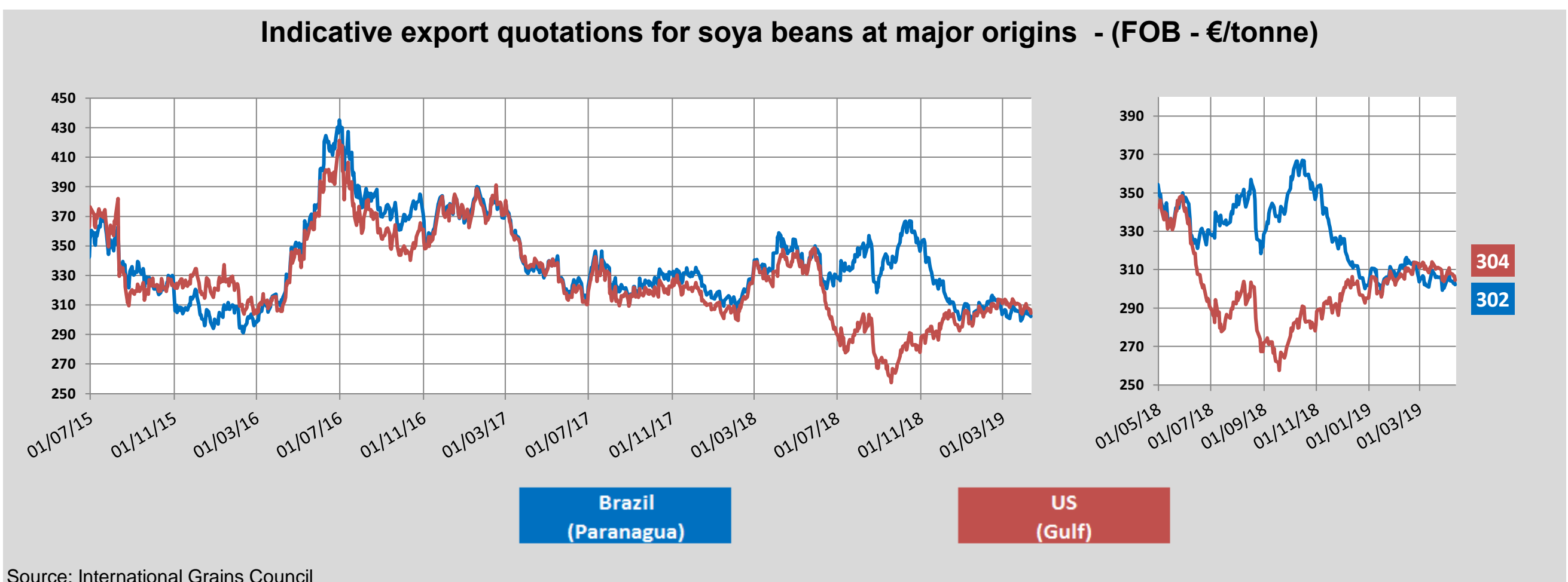
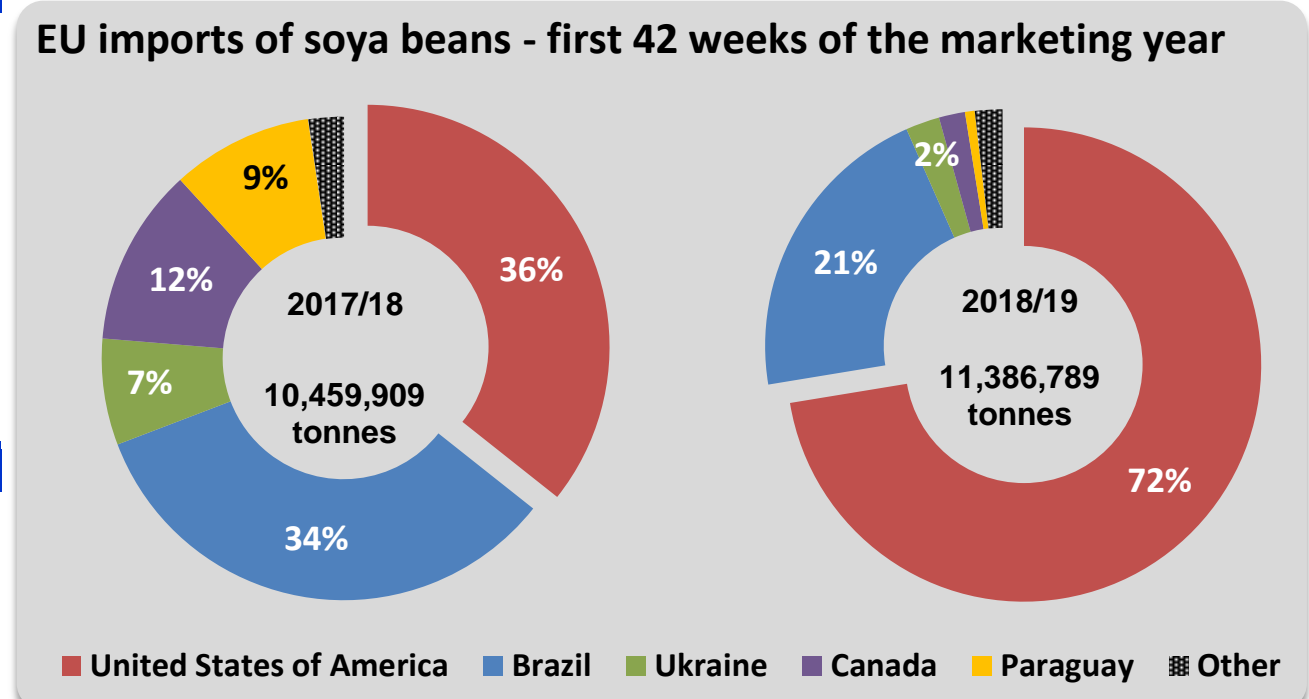
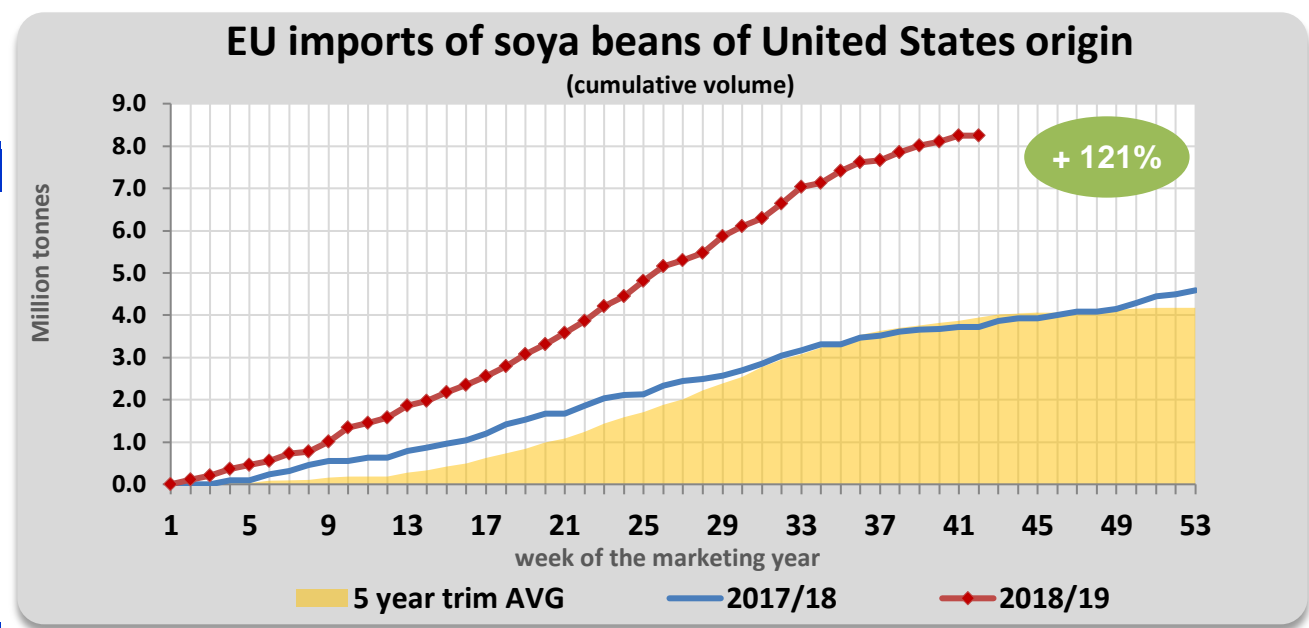
## Focus on EU soya beans imports from US provisional data for the first 42 weeks of the marketing year (update on 15 April 2019)

### EU soya beans imports

Origin	MY 2018/19		MY / MY	MY 2017/18	
	tonnes	share		tonnes	share
<b>United States of America</b>	<b>8 244 594</b>	<b>72.4%</b>	<b>+121.0%</b>	<b>3 731 008</b>	<b>35.7%</b>
Brazil	2 388 599	21.0%	-31.9%	3 507 425	33.5%
Ukraine	263 618	2.3%	-64.5%	743 256	7.1%
Canada	202 730	1.8%	-83.7%	1 244 058	11.9%
Paraguay	74 368	0.7%	-92.5%	986 766	9.4%
Other	212 880	1.9%	-14.0%	247 396	2.4%
<b>Total</b>	<b>11 386 789</b>		<b>+8.9%</b>	<b>10 459 909</b>	

Origin	MY 2018/19		MY / MY	MY 2017/18	
	'000 €	share		'000 €	share
<b>United States of America</b>	<b>2 656 425</b>	<b>70.2%</b>	<b>+113.6%</b>	<b>1 243 888</b>	<b>35.2%</b>
Brazil	824 031	21.8%	-29.5%	1 168 224	33.1%
Ukraine	96 088	2.5%	-63.4%	262 656	7.4%
Canada	75 326	2.0%	-82.0%	418 001	11.8%
Paraguay	25 989	0.7%	-92.1%	329 705	9.3%
Other	107 930	2.9%	-1.8%	109 939	3.1%
<b>Total</b>	<b>3 785 789</b>		<b>+7.2%</b>	<b>3 532 413</b>	

Origin	MY 2018/19		MY / MY	MY 2017/18	
	€/tonne			€/tonne	
<b>United States of America</b>	<b>322</b>		<b>-3.4%</b>	<b>333</b>	
Brazil	345		+3.6%	333	
Ukraine	364		+3.1%	353	
Canada	372		+10.6%	336	
Paraguay	349		+4.6%	334	
Other	507		+14.1%	444	



Source: International Grains Council

### Summary:

- Total imports of soya beans +9% Y/Y at 11,386,789 tonnes;
- Compared to the first 42 weeks of the 2017/18 marketing year (July to mid-April), EU imports of soya beans from the United States are up by 121% at 8,244,594 tonnes;
- In terms of the EU's total imports of soya beans the U.S. share is now at 72%, compared to 36% in the same period last year;

More statistical information on:

[https://ec.europa.eu/agriculture/market-observatory/crops/oilseeds-protein-crops/statistics\\_en](https://ec.europa.eu/agriculture/market-observatory/crops/oilseeds-protein-crops/statistics_en)

### Technical notes:

- Marketing year (MY) from 1 July to 30 June
- Provisional trade data based on notified customs declaration through the TAXUD Surveillance system. Data for the 2018/19 MY are expected to be revised upwards after receiving the final notifications from the customs authorities.
- The weekly reference period is from Monday to Sunday (starting from 1 July)
- The first 42 weeks of the MY: for the 2018/19 MY from 1/07/2018 to 14/04/2019; for the 2017/18 MY from 1/07/2017 to 15/04/2018