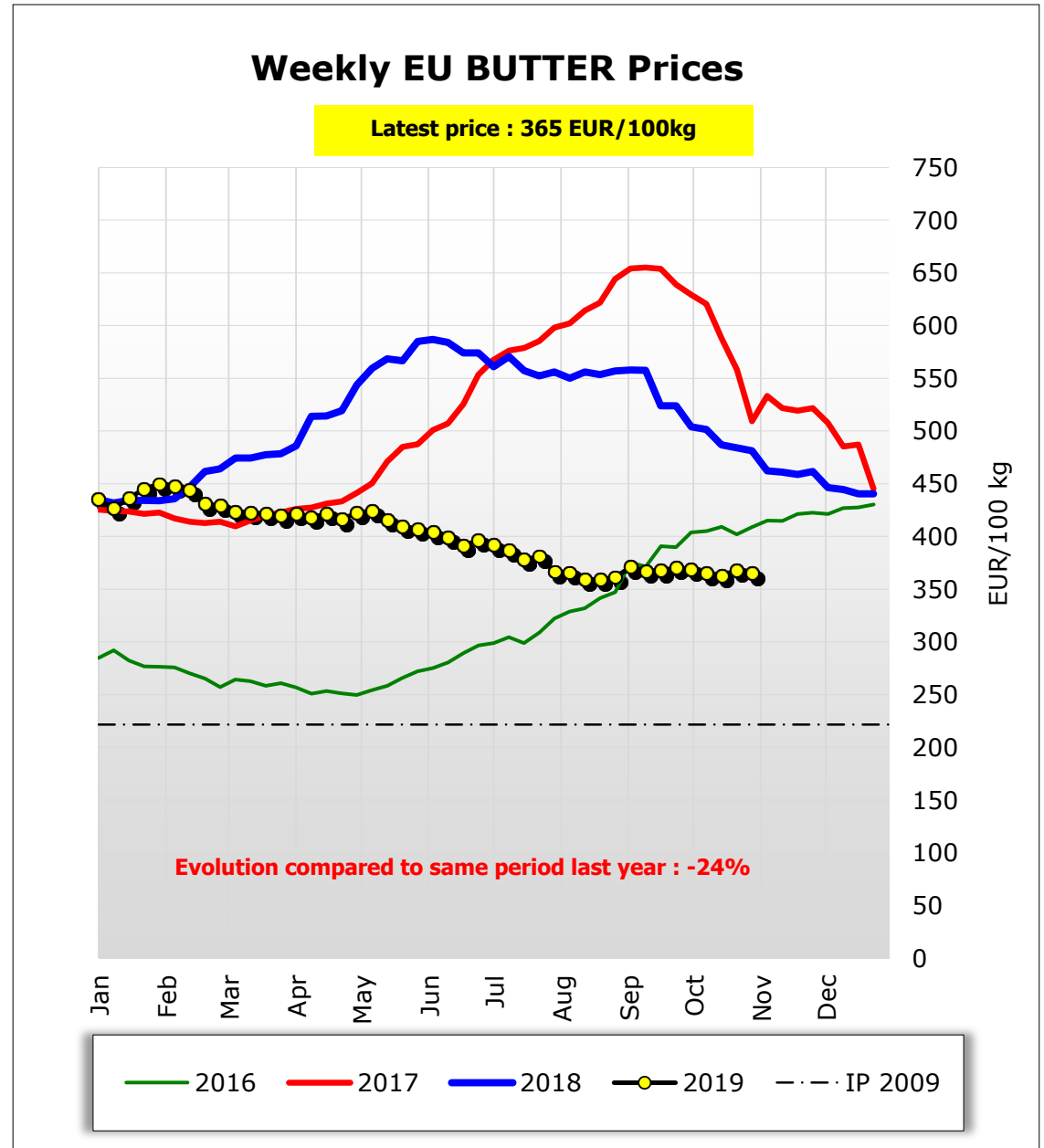
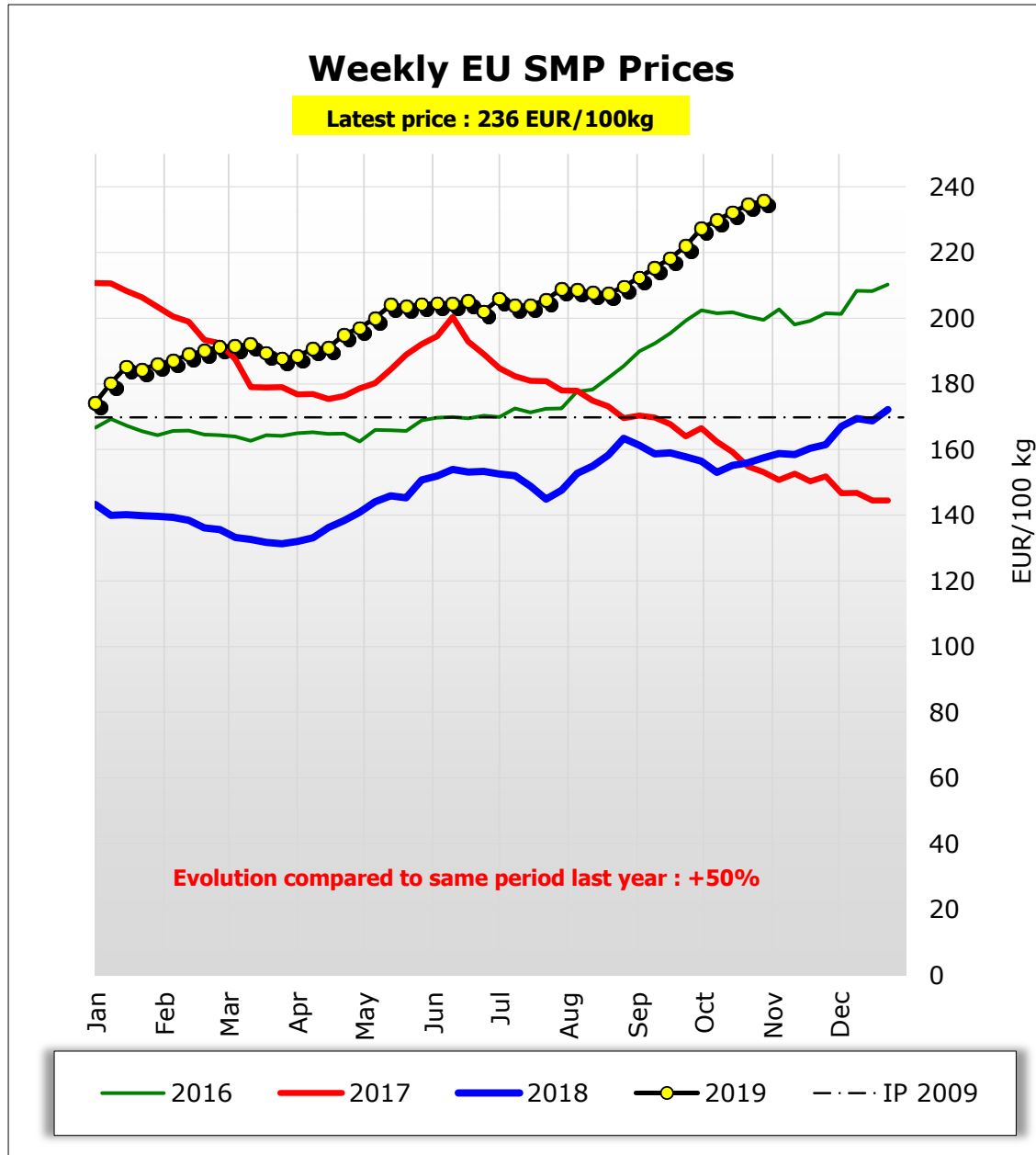


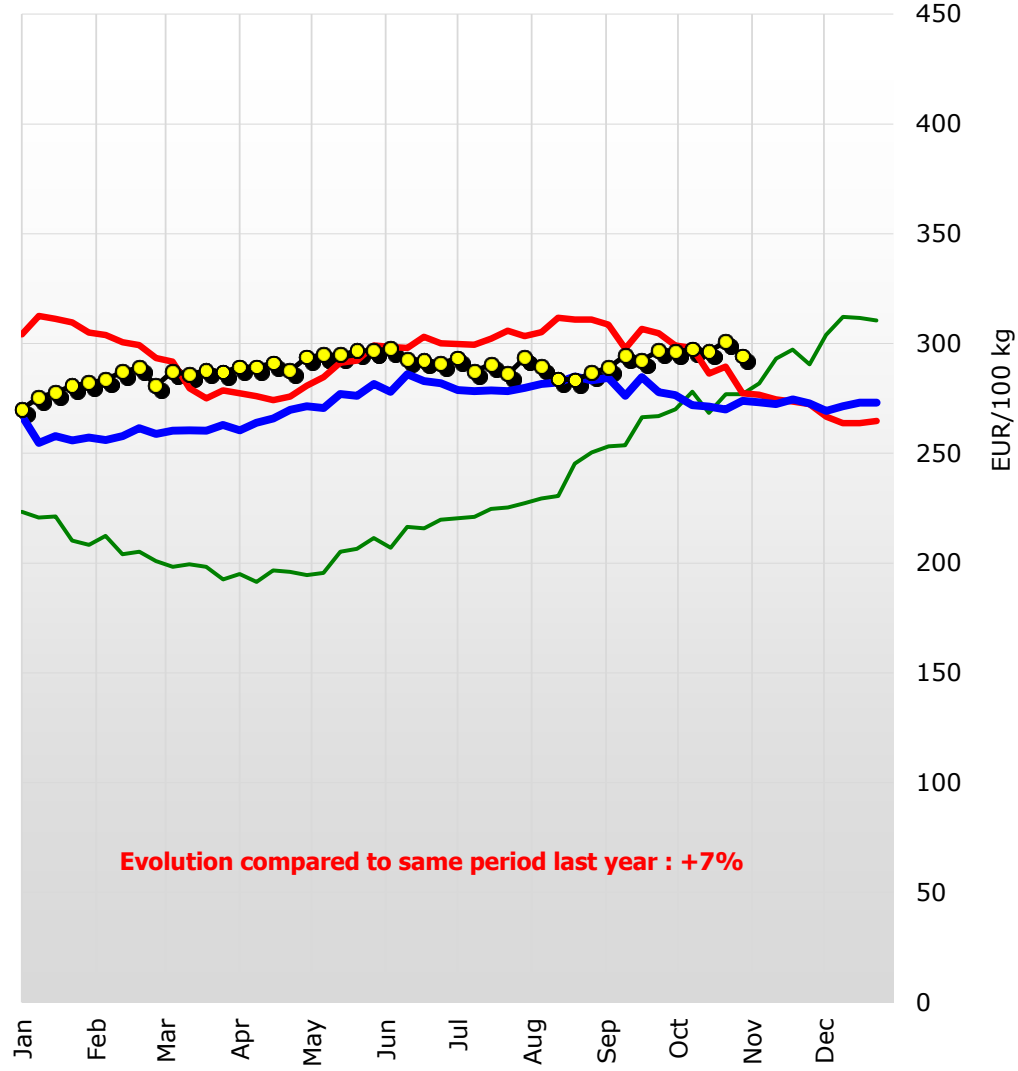
Prices of EU Dairy commodities

(Source: Regulation (EU) No 2017/1185 Article 11 - Annex I.7)



Weekly EU WMP Prices

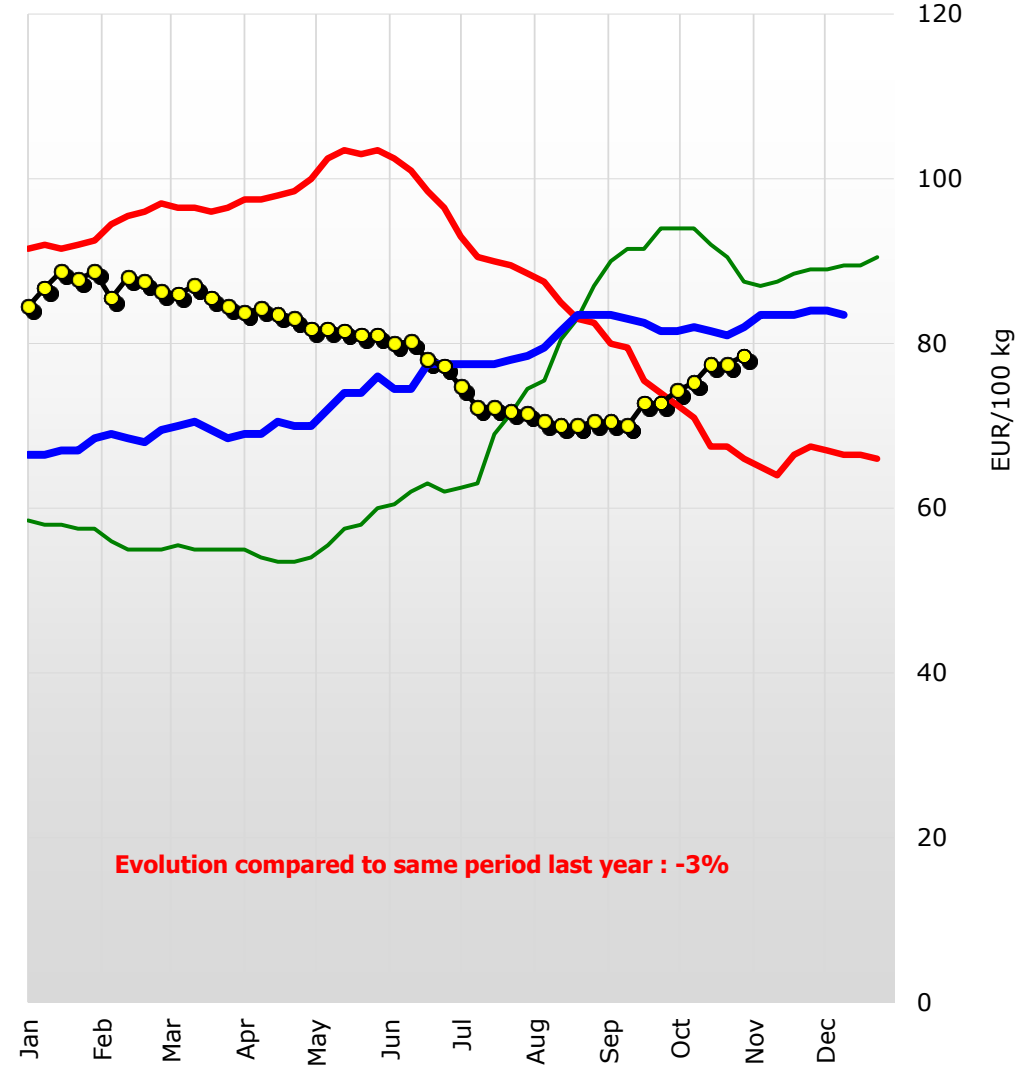
Latest price : 294 EUR/100kg



— 2016 — 2017 — 2018 —●— 2019

Weekly EU WheyPowder Prices

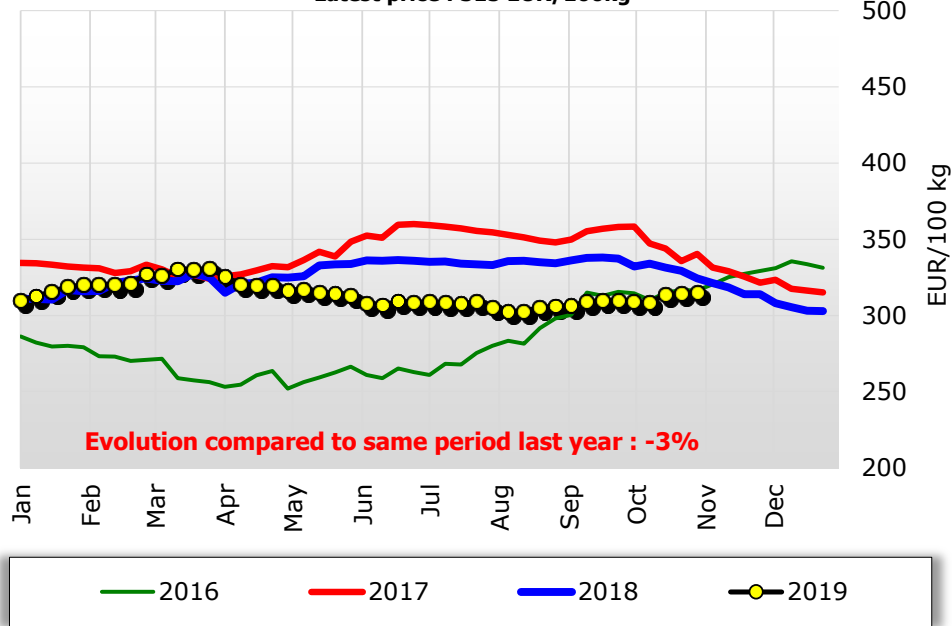
Latest price : 79 EUR/100kg



— 2016 — 2017 — 2018 —●— 2019

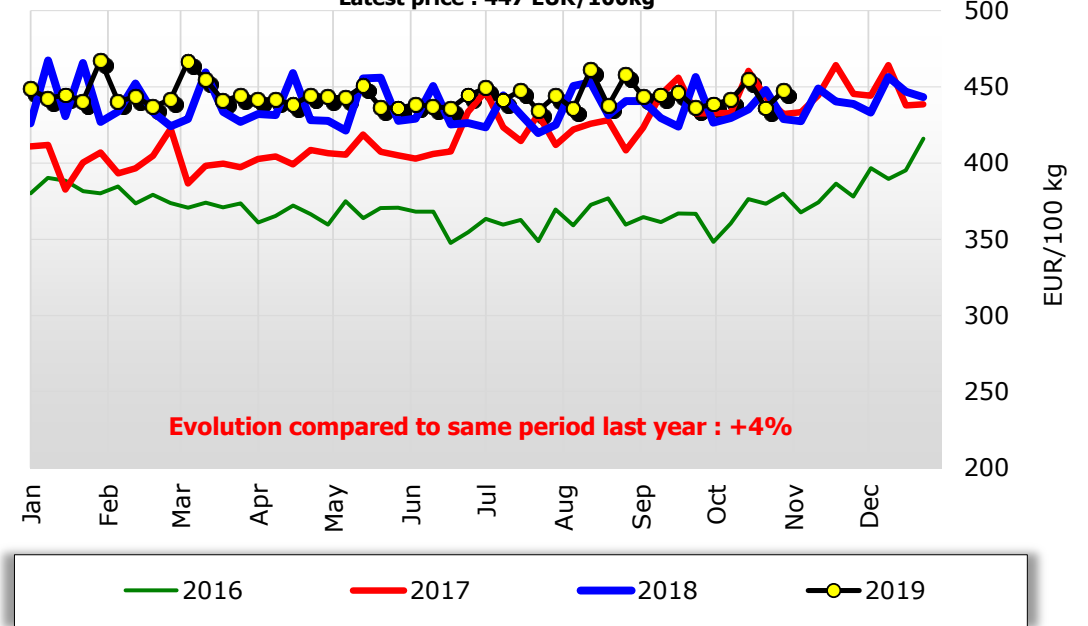
Weekly EU CHEDDAR Prices

Latest price : 315 EUR/100kg



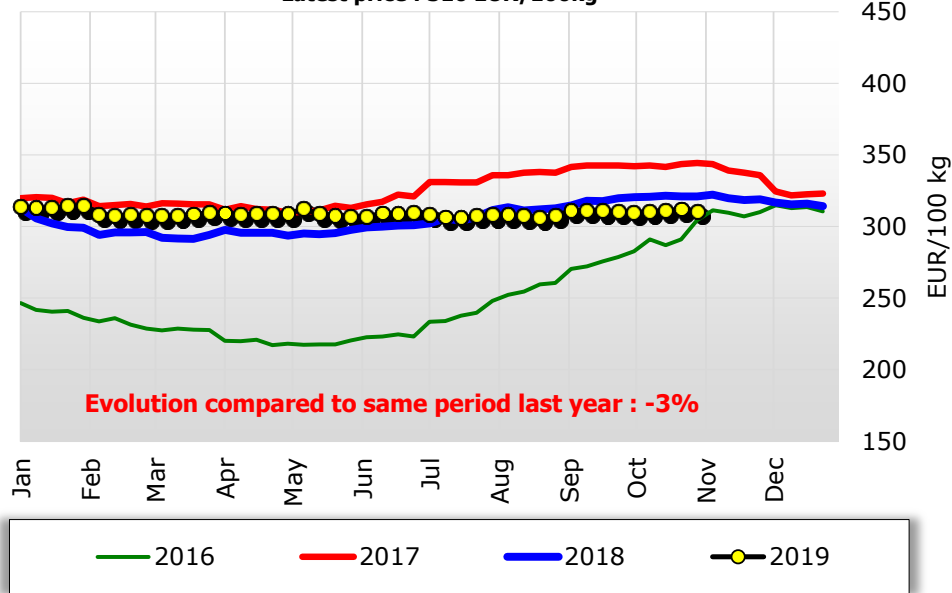
Weekly EU EMMENTAL Prices

Latest price : 447 EUR/100kg



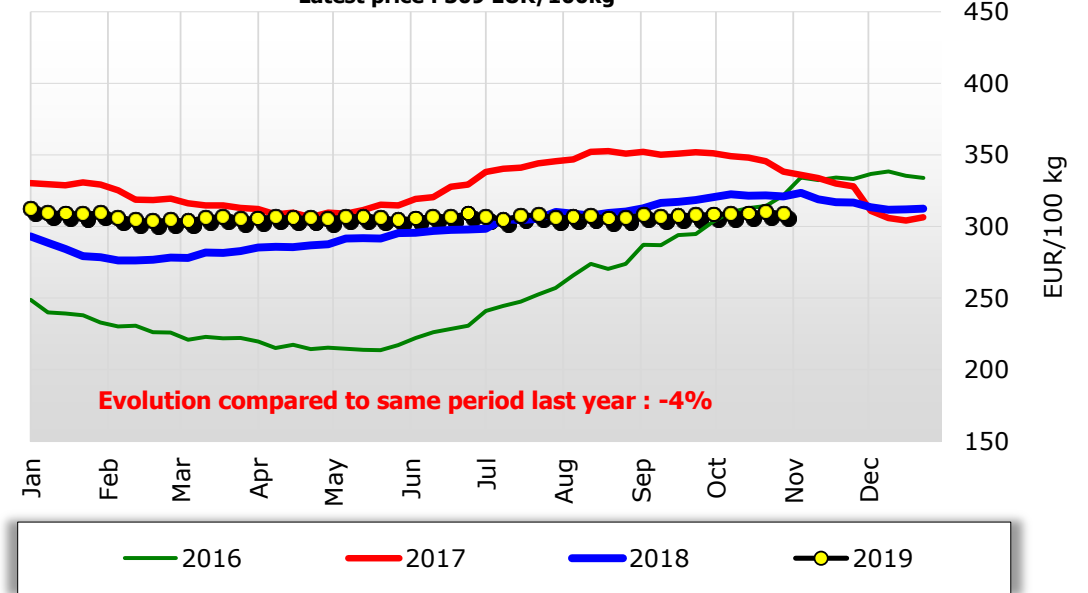
Weekly EU GOUDA Prices

Latest price : 310 EUR/100kg



Weekly EU EDAM Prices

Latest price : 309 EUR/100kg



EU Internal Market Prices of Dairy Products

Source: Regulation (EU) No 2017/1185 Article 11 - Annex I.7

BUTTER	SMP	WMP	CHEDDAR	EDAM	GOUDA	EMMENTAL	WHEYPowDER
--------	-----	-----	---------	------	-------	----------	------------

Latest Quotations : week 44 ending 03/11/2019

in EUR/100 kg

	365	236	294	315	309	310	447	79
% last week	- 0.9%	+ 0.5%	- 2.3%	+ 0.2%	- 0.4%	- 0.5%	+ 2.6%	+ 1.3%
% year - 1	- 24%	+ 50%	+ 7%	- 3%	- 4%	- 3%	+ 4%	- 4%

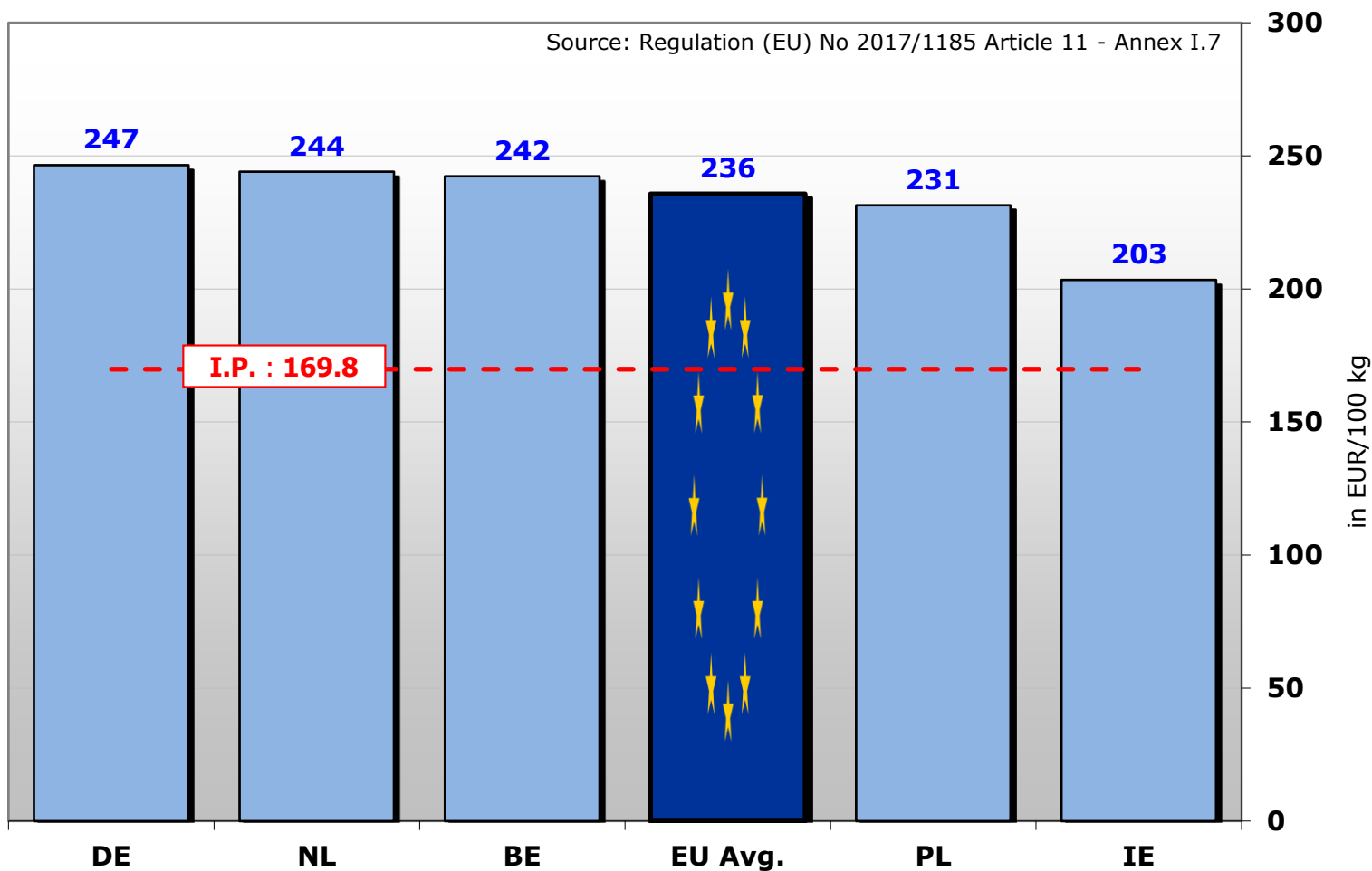
Week ending :

in EUR/100 kg

06/01/2019	435	174	270	310	313	313	448	85
13/01/2019	426	180	276	313	309	313	443	87
20/01/2019	437	185	278	316	309	313	445	89
27/01/2019	445	184	281	319	309	314	441	88
03/02/2019	450	186	282	320	309	314	467	89
10/02/2019	448	187	284	320	306	308	440	86
17/02/2019	444	189	287	320	305	307	443	88
24/02/2019	431	190	289	321	304	308	437	88
03/03/2019	429	191	281	327	304	307	442	86
10/03/2019	424	191	287	326	304	307	467	86
17/03/2019	422	192	286	330	306	308	455	87
24/03/2019	422	190	288	330	307	308	441	86
31/03/2019	420	188	287	331	305	309	444	85
07/04/2019	421	188	289	325	306	309	442	84
14/04/2019	418	191	289	320	307	308	442	84
21/04/2019	422	191	291	320	306	309	438	84
28/04/2019	416	195	288	320	306	309	444	83
05/05/2019	423	197	294	317	305	309	443	82
12/05/2019	424	200	295	317	307	312	443	82
19/05/2019	415	204	295	315	307	309	451	82
26/05/2019	409	204	297	314	306	308	436	81
02/06/2019	407	204	297	313	305	307	436	81
09/06/2019	404	205	298	308	306	307	439	80
16/06/2019	399	204	293	307	307	309	437	80
23/06/2019	391	205	292	309	307	309	436	78
30/06/2019	397	202	291	309	309	310	444	77
07/07/2019	392	206	293	309	307	308	449	75
14/07/2019	387	204	287	308	305	306	441	72
21/07/2019	378	204	291	308	307	306	448	72
28/07/2019	381	206	286	309	308	307	434	72
04/08/2019	367	209	293	305	306	308	444	72
11/08/2019	366	209	289	303	307	308	435	71
18/08/2019	359	208	284	303	308	307	461	70
25/08/2019	359	207	283	305	306	306	438	70
01/09/2019	361	210	287	306	306	307	458	71
08/09/2019	371	212	289	306	308	311	444	71
15/09/2019	367	215	294	309	307	311	445	70
22/09/2019	368	218	292	310	308	311	446	73
29/09/2019	370	222	297	310	308	310	436	73
06/10/2019	369	227	296	309	309	310	439	74
13/10/2019	365	230	297	309	309	311	442	75
20/10/2019	363	232	296	314	309	311	455	78
27/10/2019	368	235	301	315	310	312	436	78
03/11/2019	365	236	294	315	309	310	447	79

EU S.M.P. Prices (up to 3.11.2019)

Source: Regulation (EU) No 2017/1185 Article 11 - Annex I.7



EU BUTTER Prices (up to 3.11.2019)

Source : Regulation (EU) No 2017/1185 Article 11 - Annex I.7

