

2019 EU Budget

Growth, solidarity and security in Europe and beyond

December 2018




In 2019 the EU budget will invest in growth and jobs, research and innovation, students and young people – the priorities of the Juncker Commission. Emphasis will also remain on the effective management of migration and of the EU's external borders, in line with the Commission's proposal of May 2019. The European Parliament and the

Council reached a provisional agreement on the 2019 budget on 4 December 2018. The 2019 EU budget is set at €165.8 billion in commitments (money that can be agreed in contracts in a given year) and € 148.2 billion in payment credits (money that will be paid out).

Highlights




€59 billion for agriculture policy, fisheries and the fight against climate change



€57.2 billion to narrow the economic gaps between the different regions

€12.3 billion for research & innovation under Horizon 2020



€2.8 billion for education under Erasmus+, €350 million for the Youth Employment initiative



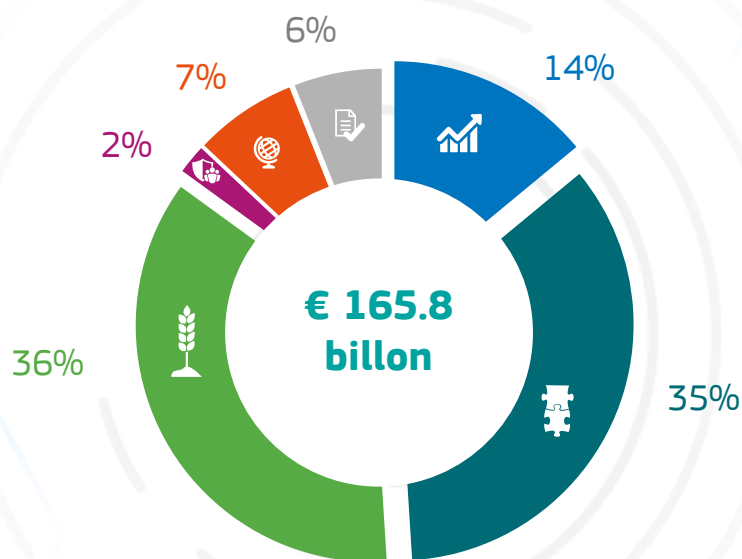
€2.5 billion for security and border management (including front line agencies) to tackle the internal aspect of migration issues

This agreement is a sign that when we stand together, we can deliver the added value that our citizens ask for. The next objective is our long-term budget beyond 2020, and I hope that the constructive spirit and the strong involvement of all three institutions in the negotiations for the 2019 budget will be maintained in these discussions. We should focus on its timely adoption so our scientists, students, businesses, farmers and regions do not lose out.

Günther H. Oettinger, European Commissioner for Budget and Human Resources



EU Budget 2019



APPROPRIATIONS BY HEADING



	Commitments		Payments	
	€ million	%*	€ million	%*
Smart and inclusive growth	80 527	+3.9	67 557	+1.4
Competitiveness for growth and jobs	23 335	+6.1	20 522	+2.1
Economic, social and territorial cohesion	57 192	+3	47 035	+1.1
Sustainable growth: natural resources	59 642	+0.7	57 400	+2.4
Market related expenditure and direct aid	43 192	-0.1	43 116	-0.2
Security and citizenship	3 787	+8.4	3 527	+18.3
Global Europe	11 319	+12.4	9 358	+5.1
Administration	9 943	+2.9	9 945	+2.9
Special Instruments**	577	-17.5	412	-25.2
TOTAL APPROPRIATIONS	165 795	+3.2	148 199	+2.4

* Nominal change in % compared to 2018

** Emergency Aid Reserve, European Globalisation Adjustment Fund and European Union Solidarity Fund

For more information :

http://europa.eu/rapid/press-release_IP-18-6381_en.htm