



Programme for the Environment and Climate Action (LIFE)

Application Form

Technical Description (Part B)

(LIFE Operating Grants (NGOs))

Version 1.0
15 April 2021

IMPORTANT NOTICE

What is the Application Form?

The Application Form is the template for EU grants applications; it must be submitted via the EU Funding & Tenders Portal before the call deadline.

The Form consists of 2 parts:

- Part A contains structured administrative information
- Part B is a narrative technical description of the project.

Part A is generated by the IT system. It is based on the information which you enter into the Portal Submission System screens.

Part B needs to be uploaded as PDF (+ annexes) in the Submission System. The templates to use are available there.


How to prepare and submit it?


The Application Form must be prepared by the consortium and submitted by a representative. Once submitted, you will receive a confirmation.

Character and page limits:

- page limit normally **45** pages (unless otherwise provided in the Call document)
- supporting documents can be provided as an annex and do not count towards the page limit
- minimum font size — Arial 9 points
- page size: A4
- margins (top, bottom, left and right): at least 15 mm (not including headers & footers).

Please abide by the formatting rules. They are NOT a target! Keep your text as concise as possible. Do not use hyperlinks to show information that is an essential part of your application.

 If you attempt to upload an application that exceeds the specified limit, you will receive an automatic warning asking you to shorten and re-upload your application. For applications that are not shortened, the excess pages will be made invisible and thus disregarded by the evaluators.

 **Please do NOT delete any instructions in the document. The overall page limit has been raised to ensure equal treatment of all applicants. Removing the instructions may result in your proposal being considered inadmissible.**

Call:

()

Topic:

Type of Action:

()

Proposal number:

Proposal acronym:

Type of Model Grant Agreement:

Table of contents

Section	Title	Action
1	General information	
2	Participants	
3	Budget	
4	Other questions	

[How to fill in the forms](#)

The forms must be filled in for each proposal using the templates available in the submission system. Some data fields in the forms are pre-filled based on the steps in the submission wizard.

Application forms

Proposal ID

Acronym

1 - General information

Field(s) marked * are mandatory to fill.

Topic	Type of Action
Call	Type of Model Grant Agreement

Acronym

Proposal title *Max 200 characters (with spaces). Must be understandable for non-specialists in your field.*

Note that for technical reasons, the following characters are not accepted in the Proposal Title and will be removed: < > " &

Duration in months *Estimated duration of the project in full months.*

Fixed keyword 1

Add

Free keywords *Enter any words you think give extra detail of the scope of your proposal (max 200 characters with spaces).*

Abstract

Remaining characters

2000

Has this proposal (or a very similar one) been submitted in the past 2 years in response to a call for proposals under any EU programme, including the current call?

Yes No

Please give the proposal reference or contract number.

Previously submitted proposals should be with either 6 or 9 digits.

Remove

A specific grant agreement (SGA) implements a concrete action/work programme under a valid framework partnership agreement (FPA).

The reference or the contract number of the linked FPA is needed for the assessment of the SGA proposal.

xxxxxx(xxx)

Application forms

Proposal ID

Acronym

Declarations

Field(s) marked * are mandatory to fill.

1) We declare to have the explicit consent of all applicants on their participation and on the content of this proposal. *

2) We confirm that the information contained in this proposal is correct and complete and that none of the project activities have started before the proposal was submitted (unless explicitly authorised in the call conditions).

3) We declare:
- to be fully compliant with the eligibility criteria set out in the call
- not to be subject to any exclusion grounds under the [EU Financial Regulation 2018/1046](#)
- to have the financial and operational capacity to carry out the proposed project.

4) We acknowledge that all communication will be made through the Funding & Tenders Portal electronic exchange system and that access and use of this system is subject to the [Funding & Tenders Portal Terms and Conditions](#).

5) We have read, understood and accepted the [Funding & Tenders Portal Terms & Conditions](#) and [Privacy Statement](#) that set out the conditions of use of the Portal and the scope, purposes, retention periods, etc. for the processing of personal data of all data subjects whose data we communicate for the purpose of the application, evaluation, award and subsequent management of our grant, prizes and contracts (including financial transactions and audits).

The coordinator is only responsible for the information relating to their own organisation. Each applicant remains responsible for the information declared for their organisation. If the proposal is retained for EU funding, they will all be required to sign a declaration of honour.

False statements or incorrect information may lead to administrative sanctions under the EU Financial Regulation.

2 - Participants

List of participating organisations

#	Participating Organisation Legal Name	Country	Action
1			

Application forms

Proposal ID

Acronym **Acronym is mandatory**

Short name

Organisation data

PIC	Legal name
-----	------------

Short name:

Address

Street

Town

Postcode

Country

Webpage

Specific Legal Statuses

Legal person	unknown
Public body	unknown
Non-profit	unknown
International organisation	unknown
Secondary or Higher education establishment	unknown
Research organisation	unknown

SME Data

Based on the below details from the Participant Registry the organisation is **unknown (small- and medium-sized enterprise)** for the call.

SME self-declared status.....	unknown
SME self-assessment	unknown
SME validation sme	unknown

Application forms

Proposal ID

Acronym **Acronym is mandatory**

Short name

Departments carrying out the proposed work

Department 1

Department name *Name of the department/institute carrying out the work.*

not applicable

Same as proposing organisation's address

Street *Please enter street name and number.*

Town *Please enter the name of the town.*

Postcode *Area code.*

Country *Please select a country*

Links with other participants

Type of link	Participant

Application forms

Proposal ID

Acronym **Acronym is mandatory**

Short name

Main contact person

The name and e-mail of contact persons are read-only in the administrative form, only additional details can be edited here. To give access rights and basic contact details of contact persons, please go back to step - Manage your related parties of the submission wizard and save the changes.

Title _____

Gender Woman Man Non Binary

First name

Last name

E-Mail

Position in org. *Please indicate the position of the person.* _____

Department *Name of the department/institute carrying out the work.* _____

Same as organisation name

Same as proposing organisation's address

Street *Please enter street name and number.* _____

Town *Please enter the name of the town.* _____ Post code *Area code.* _____

Country *Please select a country* _____

Website *Please enter website* _____

Phone *+xxx xxxxxxxxx* _____ Phone 2 *+xxx xxxxxxxxx* _____

Application forms

Proposal ID

Acronym **Acronym is mandatory**

3 - Budget

No.	Name of beneficiary	Country	A. Personnel costs - without volunteers /€	A. Personnel costs – volunteers /€	B. Subcontracting costs/€	C. Purchase costs - Travel and subsistence/€	C. Purchase costs - Equipment/€	C. Purchase costs - Other goods, works and services/€	D.1 Financial support to third parties/€	E. Indirect costs/€	Total eligible costs/€	F.1 Estimated eligible contributions	Ineligible costs	Total estimated project costs and contributions	Funding rate	Maximum EU contribution to eligible costs	Requested EU contribution to eligible costs	Max grant amount	Income generated by the project	In kind contributions	Financial contributions	Own resources	Total estimated project income
			(a1)	(a2)	(b)	(c1)	(c2)	(c3)	(d1)	(e)	(h)	(f1)	(j)	(k)	(U)	(l)	(m)	(n)	(o)	(p)	(q)	(r)	(s)
1			0	0	0	0	0	0	0		0,00	0	0	0		0,00	0,00	0,00	0	0	0	0	0,00
	Total		0	0	0	0	0	0	0	0,00	0,00	0	0	0		0,00	0,00	0,00	0	0	0	0	0,00

Application forms

Proposal ID

Acronym

4 - Other questions

Essential information to be provided for proposals including clinical Trials / studies / investigations

Clinical study means, for the purpose of this document, any systematic prospective or retrospective collection and analysis of health data obtained from individual patients or healthy persons in order to address scientific questions related to the understanding, prevention, diagnosis, monitoring or treatment of a disease, mental illness, or physical condition. It includes but it is not limited to clinical studies as defined by [Regulation 536/2014](#) (on medicinal products), clinical investigation and clinical evaluation as defined by [Regulation 2017/745](#) (on medical devices), performance study and performance evaluation as defined by [Regulation 2017/746](#) (on in vitro diagnostic medical devices).

Are clinical studies / trials / investigations included in the work plan of this project? Yes No

GHG Emission

Absolute GHG emission avoidance (in tCO₂e) 0

Result of the GHG emission avoidance calculation. Explanation is provided in application form part B question 2.1

Relative GHG emission avoidance (as a %) 0,00

Result of the GHG emission avoidance calculation. Explanation is provided in application form part B question 2.2

In which Member State(s) and/or associated countries will the project be implemented?

--	--

Validation result

Show Error

The red 'Show Error' button indicates an error due to a missing or incorrect value related to the call eligibility criteria. The submission of the proposal **will be blocked** unless that specific field is corrected!

Show Warning

The yellow 'Show Warning' button indicates a warning due to a missing or incorrect value related to the call eligibility criteria. The submission of the proposal **will not be blocked** (proposal will be submitted with the missing or incorrect value).

Section

Description

The form has not yet been validated, click "Validate Form" to do so!

TECHNICAL DESCRIPTION (PART B)

COVER PAGE

Part B of the Application Form must be downloaded from the Portal Submission System, completed and then assembled and re-uploaded as PDF in the system.

Note: Please read carefully the conditions set out in the Call document (for open calls: published on the Portal). Pay particular attention to the award criteria; they explain how the application will be evaluated.

PROJECT	
Project name:	[project title]
Project acronym:	[acronym]
Coordinator contact:	[name NAME], [organisation name]

TABLE OF CONTENTS

ADMINISTRATIVE FORMS (PART A)	ERROR! BOOKMARK NOT DEFINED.
TECHNICAL DESCRIPTION (PART B)	3
COVER PAGE.....	3
PROJECT SUMMARY	3
1. RELEVANCE	4
1.1 Contribution to framework partnership.....	4
2. IMPLEMENTATION	4
2.1 Work plan.....	4
2.2 Work packages and activities	5
Work Package 1.....	5
Work Package 2.....	8
Work Package	10
2.3 Timetable	11
2.4 Communication, dissemination and visibility.....	12
3 RESOURCES.....	12
3.1 Project management.....	12
3.2 Budget and financial management	13
3.3 Risk management.....	13
4. OTHER	13
4.1 Ethics	13
4.2 Security	13
5. DECLARATIONS	14
ANNEXES	15

PROJECT SUMMARY

Project summary
See Abstract (Application Form Part A).

1. RELEVANCE

1.1 Contribution to framework partnership

Contribution to the framework partnership

Indicate how the work programme is in line with the framework partnership and contributes to the objectives of the FPA action plan.

Insert text

2. IMPLEMENTATION

2.1 Work plan

Work plan

Provide a brief description of the overall structure of the work plan for the year (list of work packages or graphical presentation (Pert chart or similar)).

Insert text

2.2 Work packages and activities

WORK PACKAGES
<p><i>This section concerns a detailed description of the activities during the period covered by the specific grant.</i></p> <p><i>Group your activities into work packages. A work package means a major sub-division of the work programme. For each work package, enter one or several objectives (expected outcome) and list the activities and deliverables that belong to it. The grouping should be logical and include identifiable outputs.</i></p> <p><i>There must be a minimum of 2 work packages.</i></p> <ul style="list-style-type: none"> • <i>WP1 should cover the organisational development for the duration of the specific grant.</i> • <i>WP2 and further WPs should be used for the other activities, corresponding to different policy areas for the duration of the specific grant. You can create as many work packages as needed by copying WP1.]</i> <p><i>Work packages covering financial support to third parties (⚠ only allowed if authorised in the Call document) must describe the conditions for implementing the support (for grants: max amounts per third party; criteria for calculating the exact amounts, types of activity that qualify (closed list), persons/categories of persons to be supported and criteria and procedures for giving support; for prizes: eligibility and award criteria, amount of the prize and payment arrangements).</i></p> <p>⚠ <i>Enter each activity/milestone/output/outcome/deliverable only once (under one work package).</i></p>

Work Package 1

Work Package 1: Organisational development			
<i>Ensure consistence with the detailed budget table (if applicable).</i>			
Duration:	M X - M X	Lead Beneficiary:	1-Short name
Objectives			
<i>List the specific objectives to which this work package is linked.</i>			
▪			
Activities			
<i>Provide a concise overview of the organisational development and the planned activities for the year. Follow the given structure. The tasks should be numbered continuously, linked to the WP they relate to (e.g. T.1.1.1, T.1.2, T.2.1, etc).</i>			

List also expected outputs - immediate as well as medium term results/impacts, including qualitative and quantitative indicators. If you cannot yet quantify indicators, at least provide ranges, or outline how you plan to measure results. You may present the outputs and channels by activity or for the entire work package.

T.1.1 Organisational development and capacity building:

- Description...
- Capacity building and development needs of your organisation: describe the status
- Activities for strengthening the organisation in the long-term: description and outputs

T.1.2 Increasing the financial capacity:

- Description...
- Fundraising situation: describe the status
- Activities to ensure diversification and sustainability: description and outputs

Activities to decrease any dependence on the operating grant in long run: description and outputs (in case it is essential for your organisation to maintain the operating grant, explain why and justify)**T.1.3 [Task Name]:**

- Description...
-

Milestones and deliverables (outputs/outcomes)

Milestones are control points in the project that help to chart progress. They are not needed for operating grants. Leave the section on milestones empty.

Means of verification are how you intend to prove that a milestone has been reached. If appropriate, you can also refer to indicators.

Deliverables are project outputs which are submitted to show project progress (any format). Refer only to major outputs. Do not include minor sub-items, internal working papers, meeting minutes, etc. Limit the number of deliverables to max 10-15 for the entire project. You may be asked to further reduce the number during grant preparation.

For each deliverable you will have to indicate a due month by when you commit to upload it in the Portal. The due month of the deliverable cannot be outside the duration of the work package and must be in line with the timeline provided below. Month 1 marks the start of the project and all deadlines should be related to this starting date.

The labels used mean:

Public — fully open (🚩 automatically posted online on the Project Results platforms)

Sensitive — limited under the conditions of the Grant Agreement

EU classified — RESTREINT-UE/EU-RESTRICTED, CONFIDENTIEL-UE/EU-CONFIDENTIAL, SECRET-UE/EU-SECRET under Decision [2015/444](#).

Milestone No (continuous numbering not linked to WP)	Milestone Name	Work Package No	Lead Beneficiary	Description	Due Date (month number)	Means of Verification
--	----------------	--------------------	------------------	-------------	----------------------------	-----------------------

MS1		1					
MS2		1					
Deliverable No (continuous numbering linked to WP)	Deliverable Name	Work Package No	Lead Beneficiary	Type	Dissemination Level	Due Date (month number)	Description (including format and language)
D1.1		1		<i>[R — Document, report] [DEM — Demonstrator, pilot, prototype] [DEC —Websites, patent filings, videos, etc] [DATA — data sets, microdata, etc] [DMP — Data Management Plan] [ETHICS] [SECURITY] [OTHER]</i>	<i>[PU — Public] [SEN — Sensitive] [R-UE/EU-R — EU Classified] [C-UE/EU-C — EU Classified] [S-UE/EU-S — EU Classified]</i>		
D1.2		1		<i>[R — Document, report] [DEM — Demonstrator, pilot, prototype] [DEC —Websites, patent filings, videos, etc] [DATA — data sets, microdata, etc] [DMP — Data Management Plan] [ETHICS] [SECURITY] [OTHER]</i>	<i>[PU — Public] [SEN — Sensitive] [R-UE/EU-R — EU Classified] [C-UE/EU-C — EU Classified] [S-UE/EU-S — EU Classified]</i>		

Work Package 2

Work Package 2: [Name, e.g. Policy area – ex. Water, Forests, Climate change mitigation, etc.]			
<i>Ensure consistence with the detailed budget table (if applicable).</i>			
Duration:	MX - MX	Lead Beneficiary:	1-Short name
Objectives			
<i>List the specific objectives to which this work package is linked. Link them to policy areas identified in section 3.1</i>			
▪			
Activities			
<i>Provide a concise overview of the planned activities. Identify channels and means. Follow the given structure. The tasks should be numbered continuously, linked to the WP they relate to (e.g. T.1.1, T.1.2, T.2.1, etc).</i>			
<i>List also expected outputs - immediate as well as medium term results/impacts, including qualitative and quantitative indicators. If you cannot yet quantify indicators, at least provide ranges, or outline how you plan to measure results. You may present the outputs and channels by activity or for the entire work package.</i>			
T.2.1 Activity Name]			
<ul style="list-style-type: none"> • Description... • Channels and means (How will it be implemented?) • Outputs 			
T.2.2 Activity Name]			
<ul style="list-style-type: none"> • Description... • Channels and means (How will it be implemented?) • Outputs 			
Milestones and deliverables (outputs/outcomes)			

Milestones are control points in the project that help to chart progress. They are not needed for operating grants. Leave the section on milestones empty.
 Means of verification are how you intend to prove that a milestone has been reached. If appropriate, you can also refer to indicators.
Deliverables are project outputs which are submitted to show project progress (any format). Refer only to major outputs. Do not include minor sub-items, internal working papers, meeting minutes, etc. Limit the number of deliverables to max 10-15 for the entire project. You may be asked to further reduce the number during grant preparation.
 For each deliverable you will have to indicate a due month by when you commit to upload it in the Portal. The due month of the deliverable cannot be outside the duration of the work package and must be in line with the timeline provided below. Month 1 marks the start of the project and all deadlines should be related to this starting date.
 The labels used mean:
 Public — fully open (🚩 automatically posted online on the Project Results platforms)
 Sensitive — limited under the conditions of the Grant Agreement
 EU classified — RESTREINT-UE/EU-RESTRICTED, CONFIDENTIEL-UE/EU-CONFIDENTIAL, SECRET-UE/EU-SECRET under Decision [2015/444](#).

Milestone No (continuous numbering not linked to WP)	Milestone Name	Work Package No	Lead Beneficiary	Description		Due Date (month number)	Means of Verification
MS3		1					
MS4		1					
Deliverable No (continuous numbering linked to WP)	Deliverable Name	Work Package No	Lead Beneficiary	Type	Dissemination Level	Due Date (month number)	Description (including format and language)
D1.1		1		[R — Document, report] [DEM — Demonstrator, pilot, prototype] [DEC — Websites, patent filings, videos, etc] [DATA — data sets, microdata, etc] [DMP — Data Management Plan] [ETHICS] [SECURITY] [OTHER]	[PU — Public] [SEN — Sensitive] [Classified R- UE/EU-R] [Classified C- UE/EU-C] [Classified S- UE/EU-S]		

D1.2		1		[R — Document, report] [DEM — Demonstrator, pilot, prototype] [DEC — Websites, patent filings, videos, etc] [DATA — data sets, microdata, etc] [DMP — Data Management Plan] [ETHICS] [SECURITY] [OTHER]	[PU — Public] [SEN — Sensitive] [Classified R-UE/EU-R] [Classified C-UE/EU-C] [Classified S-UE/EU-S]		
------	--	---	--	---	--	--	--

Work Package ...

To insert work packages, copy WP2 as many times as necessary.

Overview of Work Packages Staff effort per work package						
Fill in the summary on work package information and effort per work package.						
Work Package No	Work Package Title	Lead Participant No	Lead Participant Short Name	Start Month	End Month	Person-Months
1						
2						
3						
4						

					Total Person-Months	
--	--	--	--	--	---------------------	--

2.3 Timetable

Timetable												
<i>Fill in cells in beige to show the duration of activities. Repeat lines/columns as necessary.</i>												
Note: Use the project month numbers instead of calendar months. Month 1 marks always the start of the project. In the timeline you should indicate the timing of each activity per WP.												
ACTIVITY	MONTHS											
	M 1	M 2	M 3	M 4	M 5	M 6	M 7	M 8	M 9	M 10	M 11	M 12
Task 1.1 - ...												
Task 1.2 - ...												
Task ...												

2.4 Communication, dissemination and visibility

Communication, dissemination and visibility of funding

Describe the communication and dissemination activities which are planned in order to promote the activities/results and maximise the impact (to whom, which format, how many, etc.). Clarify how you will reach the target groups, relevant stakeholders, policymakers and the general public and explain the choice of the dissemination channels.

Describe how the visibility of EU funding will be ensured.

Insert text

3 RESOURCES

3.1 Project management

Project management and quality assurance

Describe the management of the work programme for this year.

Describe the measures and methods planned to ensure good quality, monitoring, planning and control of project implementation.

Insert text

3.2 Budget and financial management

Estimated budget — Resources				
	Costs			EU contribution
Year	Personnel costs for work programme activities	Flat rate on personnel costs (50%)	Total	Requested grant amount
YYYY				
See detailed budget table (annex 1 to Part B).				

3.3 Risk management

Critical risks and risk management strategy			
<p>Describe critical risks, uncertainties or difficulties related to the implementation of your project, and your measures/strategy for addressing them.</p> <p>Indicate for each risk (in the description) the impact and the likelihood that the risk will materialise (high, medium, low), even after taking into account the mitigating measures.</p> <p>Note: Uncertainties and unexpected events occur in all organisations, even if very well-run. The risk analysis will help you to predict issues that could delay or hinder specific project activities. A good risk management strategy adds to the project quality.</p>			
Risk No	Description	Work package No	Proposed risk-mitigation measures

4. OTHER

4.1 Ethics


Ethics
Not applicable.

4.2 Security

Security
Not applicable.

5. DECLARATIONS

Double funding

 Please note that there is a strict prohibition of double funding from the EU budget (except under EU Synergies actions).

Information concerning other EU operating grants	YES/NO
We confirm that to our best knowledge we do not benefit from any other EU operating grant for the same period. If NO, explain and provide details.	
We confirm that we will not request any other EU operating grant for the same period. If NO, explain and provide details.	

Financial support to third parties (if applicable)

If your project requires a higher maximum amount per third party than the threshold amount set in the Call document, justify and explain why this is necessary in order to fulfil your project's objectives.

Insert text

ANNEXES

LIST OF ANNEXES

Standard

Detailed budget table (annex 1 to Part B) — *mandatory*

CVs (annex 2 to Part B) — *not applicable*

Annual activity reports (annex 3 to Part B) — *mandatory, if required in the Call document*

List of previous projects (annex 4 to Part B) — *not applicable*

Special

Other annexes (annex 5 to Part B) — *mandatory, if required in the Call document*

HISTORY OF CHANGES		
VERSION	PUBLICATION DATE	CHANGE
1.0	15.04.2021	Initial version (new MFF).