



European
Commission

CONNECTING EUROPE FACILITY (CEF) – Transport grants 2014-2018



ROMANIA

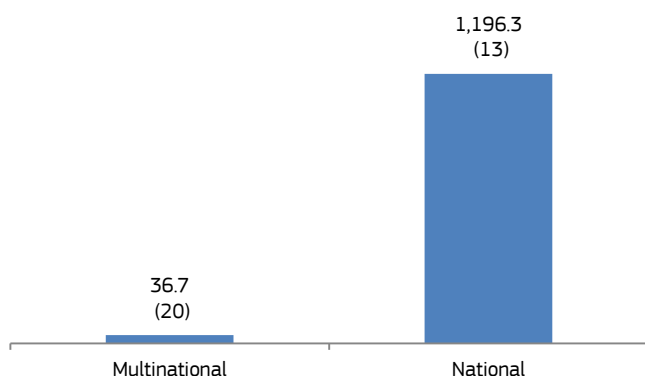
1. Key facts and figures

State of play

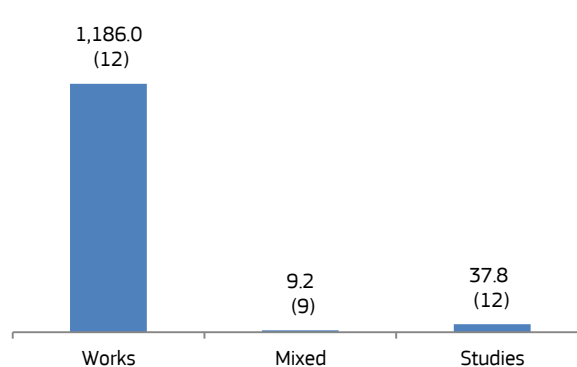
Romanian beneficiaries participate in **33 projects** and receive **€1.2 billion in CEF Transport co-funding**, (out of which €1.2 billion come from the Cohesion envelope), with investments in these projects of €1.5 billion.¹

Additionally 3 projects are located in Romania but without the involvement of Romanian beneficiaries. These projects correspond to a total of €47.7 million of CEF Transport funding and a total investment of €137.8 million.

CEF Transport funding per national/multinational projects - € million (number of projects)




CEF Transport funding per type (works/studies) € million (number of projects)



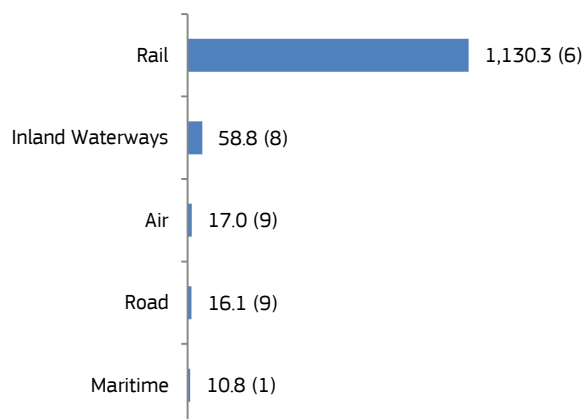
CEF Transport funding top 5 priorities

€ million (number of projects)



CEF Transport funding per transport mode

€ million (number of projects)



¹State of play: January 2019. The charts refer to the actual (or final for closed actions) CEF Transport funding/investments of Romanian beneficiaries. They exclude the projects located in Romania where no Romanian beneficiary is involved. For details on such projects please refer to Section 3.

2. List of projects with Romanian beneficiaries

Transport Mode / Project Code	Title	Project Status	Priority	Type	Actual End Date	Actual CEF co-funding (at project level) (€)	Out of which: Actual CEF co-funding for Romanian Beneficiaries (€)	Eligible costs (at project level) (€)	Out of which: Eligible costs for Romanian Beneficiaries (€)
Air						1,373,926,508	17,006,355	2,955,919,324	20,366,611
2014-EU-TM-0136-M	DP Implementation – call CEF 2014	Ongoing	Single European Sky - SESAR	Mixed	31/12/2020	318,576,896	209,385	643,794,513	418,770
2015-EU-TM-0193-M	SESAR Deployment Programme implementation 2015 – Cluster 1	Ongoing	Single European Sky - SESAR	Mixed	31/12/2018	104,767,458	4,022	252,458,718	8,043
2015-EU-TM-0196-M	SESAR Deployment Programme implementation 2015 – Cluster 2	Ongoing	Single European Sky - SESAR	Mixed	31/12/2020	366,734,853	31,452	852,846,393	62,904
2015-EU-TM-0197-M	SESAR Deployment Programme implementation 2015 – Cluster 3	Ongoing	Single European Sky - SESAR	Mixed	31/12/2020	52,231,657	190,556	63,782,919	225,536
2015-EU-TM-0266-W	Synchronised Performance Based Navigation Implementation Cohesion Europe	Ongoing	Single European Sky - SESAR	Works	31/12/2020	32,600,707	16,102,549	39,029,792	18,944,175
2016-EU-TM-0117-M	SESAR Deployment Programme implementation 2016 – Cluster 1: General	Ongoing	Single European Sky - SESAR	Mixed	31/12/2020	261,031,311	25,925	634,599,805	51,850
2016-EU-TMC-0075-S	eGAFOR	Ongoing	Single European Sky - SESAR	Studies	31/12/2020	1,656,650	278,800	1,949,000	328,000
2016-EU-TMC-0113-M	SESAR Deployment Programme implementation 2016 – Cluster 2: Cohesion	Ongoing	Single European Sky - SESAR	Mixed	31/12/2020	7,973,401	470	9,418,871	939
2017-EU-TM-0076-M	SESAR Deployment Programme Implementation - 2017	Ongoing	Single European Sky - SESAR	Mixed	31/12/2023	228,353,574	163,197	458,039,313	326,394
Inland Waterways						85,117,632	58,812,166	108,546,494	70,132,889
2014-EU-TM-0219-S	FAIRway Danube	Ongoing	Pre-identified projects on the Core Network corridors	Studies	30/06/2020	323,161	-	646,322	-
2014-EU-TMC-0231-S	FAIRway Danube	Ongoing	Pre-identified projects on the Core Network corridors	Studies	30/06/2020	19,304,293	7,808,845	22,710,933	9,186,877

Transport Mode / Project Code	Title	Project Status	Priority	Type	Actual End Date	Actual CEF co-funding (at project level) (€)	Out of which: Actual CEF co-funding for Romanian Beneficiaries (€)	Eligible costs (at project level) (€)	Out of which: Eligible costs for Romanian Beneficiaries (€)
2014-EU-TMC-0297-S	Technical Assistance for Revising and Complementing the Feasibility Study Regarding the Improvement of Navigation Conditions on the Romanian-Bulgarian Common Sector of the Danube and Complementary Studies - FAST DANUBE	Ongoing	Pre-identified projects on the Core Network corridors	Studies	31/12/2020	4,464,200	4,438,698	5,252,000	5,221,998
2014-RO-TMC-0313-W	High Performance Green Port Giurgiu- Stage II Construction	Ongoing	Pre-identified projects on the Core Network corridors	Works	31/03/2020	13,254,954	13,254,954	15,594,063	15,594,063
2015-EU-TM-0036-W	River Information Services Corridor Management Execution (Cohesion Call)	Ongoing	River Information Services (RIS)	Works	31/12/2020	5,718,661	-	6,727,837	-
2015-EU-TM-0038-W	River Information Services Corridor Management Execution (General Call)	Ongoing	River Information Services (RIS)	Works	31/12/2020	9,886,679	1,143,985	19,773,358	2,287,970
2015-RO-TM-0275-W	Galati multimodal platform - Stage I - Upgrade of the waterside infrastructure	Ongoing	Pre-identified projects on the Core Network corridors	Works	31/03/2020	21,776,814	21,776,814	25,619,781	25,619,781
2015-RO-TM-0366-S	SWIM - SMART Waterway Integrated Management	Ongoing	Pre-identified projects on the Core Network corridors	Studies	31/12/2020	10,388,870	10,388,870	12,222,200	12,222,200
Maritime						10,791,706	10,791,706	12,696,125	12,696,125
2015-RO-TM-0046-M	Upgrade of infrastructure and environmental protection in Constanța Port - PROTECT	Ongoing	Pre-identified projects on the Core Network corridors	Works	31/07/2019	10,791,706	10,791,706	12,696,125	12,696,125
Rail						1,130,307,794	1,130,307,794	1,350,419,296	1,350,419,296
2014-RO-TMC-0140-S	P.2 - The Feasibility study for the rehabilitation of the Craiova - Drobeta Turnu Severin – Caransebes railway line, part of the Orient/East-Mediterranean Corridor.	Ongoing	Pre-identified projects on the Core Network corridors	Studies	29/04/2020	4,982,773	4,982,773	5,862,086	5,862,086

Transport Mode / Project Code	Title	Project Status	Priority	Type	Actual End Date	Actual CEF co-funding (at project level) (€)	Out of which: Actual CEF co-funding for Romanian Beneficiaries (€)	Eligible costs (at project level) (€)	Out of which: Eligible costs for Romanian Beneficiaries (€)
2014-RO-TMC-0202-S	P.3 - The revision of the Feasibility Study for the Rehabilitation of Craiova-Calafat railway line, component of Orient/East-Mediterranean Corridor	Ongoing	Pre-identified projects on the Core Network corridors	Studies	15/01/2019	1,476,345	1,476,345	1,736,877	1,736,877
2014-RO-TMC-0639-W	THE REHABILITATION OF THE BRASOV – SIMERIA RAILWAY COMPONENT OF THE RHIN - DANUBE CORRIDOR, FOR CIRCULATION WITH MAXIMUM SPEEDS OF 160 KM/H; SECTION: BRASOV – SIGHISOARA. SUBSECTIONS: 1. BRASOV – APATA and 3. CATA – SIGHISOARA.	Ongoing	Pre-identified projects on the Core Network corridors	Works	31/12/2020	677,739,060	677,739,060	797,340,070	797,340,070
2015-RO-TM-0362-W	Rehabilitation of the Braşov – Sighisoara railway section, sub-section Apaţa – Caţa	Ongoing	Pre-identified projects on the Core Network corridors	Works	31/12/2020	440,007,116	440,007,116	538,300,852	538,300,852
2016-RO-TMC-0076-S	Feasibility study for upgrading the Predeal-Braşov railway section	Ongoing	Pre-identified projects on the Core Network corridors	Studies	30/04/2020	3,724,530	3,724,530	4,381,800	4,381,800
2016-RO-TMC-0248-S	Feasibility study for upgrading the railway infrastructure in Constanţa port	Ongoing	Pre-identified projects on the Core Network corridors	Studies	31/12/2019	2,377,969	2,377,969	2,797,611	2,797,611
Road						74,296,804	16,071,510	184,275,532	25,241,154
2014-EU-TA-0582-S	I_HeERO	Ongoing	Other Telematic Application Systems	Studies	31/03/2018	15,179,637	318,638	30,359,274	637,276
2014-EU-TM-0317-S	EU ITS Platform	Ongoing	Intelligent Transport Services for road (ITS)	Studies	31/12/2020	6,474,875	289,875	12,949,750	579,750
2014-EU-TM-0563-W	CROCODILE 2	Ongoing	Intelligent Transport Services for road (ITS)	Works	31/12/2018	8,257,000	1,448,000	41,285,000	7,240,000
2015-RO-TM-0137-M	Setup and ITS connectivity of safe and secure truck parking areas in Romania along the TEN-T Core Network Corridors	Closed	Safe and secure infrastructure	Mixed	28/02/2018	4,146,158	4,146,158	4,877,833	4,877,833

Transport Mode / Project Code	Title	Project Status	Priority	Type	Actual End Date	Actual CEF co-funding (at project level) (€)	Out of which: Actual CEF co-funding for Romanian Beneficiaries (€)	Eligible costs (at project level) (€)	Out of which: Eligible costs for Romanian Beneficiaries (€)
2015-RO-TM-0373-M	CNG ROMANIA: Initial Market Deployment of a Refuelling Station Network along the Core Network Corridors	Ongoing	New technologies and innovation	Mixed	31/12/2019	4,430,402	4,430,402	5,212,238	5,212,238
2015-RO-TM-0435-W	Early Warning Intelligent System for Road Transportation Risks	Ongoing	New technologies and innovation	Works	30/09/2018	1,188,266	1,188,266	1,397,960	1,397,960
2016-EU-TMC-0344-W	Comprehensive fast-charging corridor network in South East Europe	Ongoing	New technologies and innovation	Works	31/12/2020	3,428,360	2,488,240	4,285,450	3,110,300
2016-EU-TMC-0350-S	NEXT-E	Ongoing	New technologies and innovation	Studies	31/12/2020	18,844,500	1,732,394	22,170,000	2,038,110
2017-EU-TM-0065-W	Central European Ultra Charging	Ongoing	New technologies and innovation	Works	31/05/2021	12,347,605	29,537	61,738,027	147,687

3. List of projects located in Romania without Romanian beneficiaries

Transport Mode / Project Code	Title	Project Status	Priority	Type	Actual End Date	Actual CEF co-funding (at project level) (€)	Out of which: Actual CEF co-funding for Romanian Beneficiaries (€)	Eligible costs (at project level) (€)	Out of which: Eligible costs for Romanian Beneficiaries (€)
Rail						5,738,197		11,476,394	
2014-EU-TM-0279-S	Support to the implementation of ERTMS	Ongoing	European Rail Traffic Management System (ERTMS)	Studies	31/12/2017	5,738,197		11,476,394	
Road						41,916,035		126,284,877	
2015-EU-TM-0422-S	LNG motion: Fuelling trucks with LNG/CNG along the core network	Ongoing	New technologies and innovation	Studies	31/12/2020	27,765,100		55,530,200	
2017-IT-TM-0110-W	AMBRA-E electrify Europe	Ongoing	New technologies and innovation	Works	31/12/2022	14,150,935		70,754,677	