



European
Commission

CONNECTING EUROPE FACILITY (CEF) – Transport grants 2014-2018



LATVIA

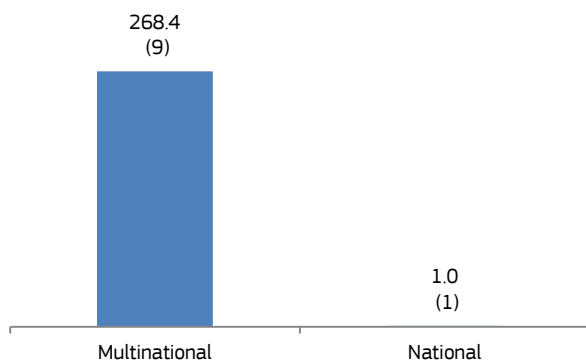
1. Key facts and figures

State of play

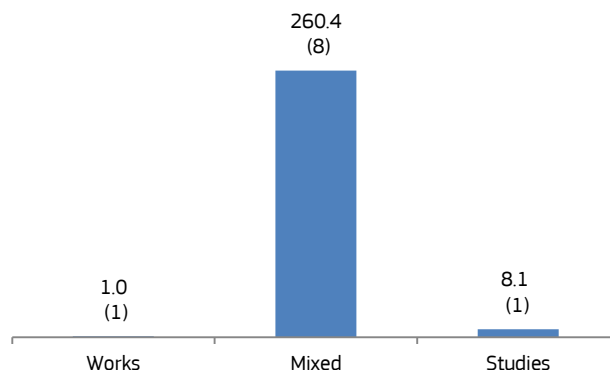
Latvian beneficiaries participate in **10 projects** and receive **€269.4 million in CEF Transport co-funding**, (out of which €257.9 million come from the Cohesion envelope), with investments in these projects of €339.8 million.¹

Additionally 3 projects are located in Latvia but without the involvement of Latvian beneficiaries. These projects correspond to a total of €74.7 million of CEF Transport funding and a total investment of €356.1 million.

CEF Transport funding per national/multinational projects - € million (number of projects)




CEF Transport funding per type (works/studies) € million (number of projects)




CEF Transport funding top 5 priorities

€ million (number of projects)



CEF Transport funding per transport mode

€ million (number of projects)



¹State of play: January 2019. The charts refer to the actual (or final for closed actions) CEF Transport funding/investments of Latvian beneficiaries. They exclude the projects located in Latvia where no Latvian beneficiary is involved. For details on such projects please refer to Section 3.

2. List of projects with Latvian beneficiaries

Transport Mode / Project Code	Title	Project Status	Priority	Type	Actual End Date	Actual CEF co-funding (at project level) (€)	Out of which: Actual CEF co-funding for Latvian Beneficiaries (€)	Eligible costs (at project level) (€)	Out of which: Eligible costs for Latvian Beneficiaries (€)
Air						947,308,061	2,552,724	2,133,170,711	5,388,878
2014-EU-TM-0136-M	DP Implementation – call CEF 2014	Ongoing	Single European Sky - SESAR	Mixed	31/12/2020	318,576,896	349,939	643,794,513	699,878
2015-EU-TM-0196-M	SESAR Deployment Programme implementation 2015 – Cluster 2	Ongoing	Single European Sky - SESAR	Mixed	31/12/2020	366,734,853	367,250	852,846,393	734,500
2015-LV-TM-0094-W	Airport Collaborative Decision Making (A-CDM) RIGA	Ongoing	Single European Sky - SESAR	Works	31/12/2018	965,000	965,000	1,930,000	1,930,000
2016-EU-TM-0117-M	SESAR Deployment Programme implementation 2016 – Cluster 1: General	Ongoing	Single European Sky - SESAR	Mixed	31/12/2020	261,031,311	870,535	634,599,805	2,024,500
Maritime						20,823,070	920,369	57,490,927	2,579,231
2014-EU-TM-0152-M	FAMOS Freja: Finalising Surveys for the Baltic Motorways of the Sea	Closed	Motorways of the Sea (MoS)	Mixed	31/12/2016	10,033,480	400,669	28,543,427	1,139,831
2015-EU-TM-0132-M	FAMOS Odin: Finalising Surveys for the Baltic Motorways of the Sea	Ongoing	Motorways of the Sea (MoS)	Mixed	31/12/2018	10,789,590	519,700	28,947,500	1,439,400
Rail						682,895,993	257,869,784	823,563,395	315,710,522
2014-EU-TMC-0560-M	Development of a 1435 mm standard gauge railway line in the Rail Baltic/Rail Baltica (RB) corridor through Estonia, Latvia and Lithuania	Ongoing	Pre-identified projects on the Core Network corridors	Mixed	31/12/2020	442,230,615	243,460,990	540,427,656	298,759,000
2015-EU-TM-0347-M	Development of a 1435 mm standard gauge railway line in the Rail Baltic/Rail Baltica (RB) corridor through Estonia, Latvia and Lithuania (Part II)	Ongoing	Pre-identified projects on the Core Network corridors	Mixed	31/12/2020	130,193,541	543,762	153,168,872	639,720
2016-EU-TMC-0116-M	Rail Baltica - 1435 mm standard gauge railway line development in Estonia, Latvia and Lithuania (Part III)	Ongoing	Pre-identified projects on the Core Network corridors	Mixed	31/12/2023	110,471,837	13,865,032	129,966,867	16,311,802
Road						14,503,000	8,050,000	29,006,000	16,100,000

Transport Mode / Project Code	Title	Project Status	Priority	Type	Actual End Date	Actual CEF co-funding (at project level) (€)	Out of which: Actual CEF co-funding for Latvian Beneficiaries (€)	Eligible costs (at project level) (€)	Out of which: Eligible costs for Latvian Beneficiaries (€)
2014-EU-TM-0643-S	H2Nodes – evolution of a European hydrogen refuelling station network by mobilising the local demand and value chains	Ongoing	New technologies and innovation	Studies	31/12/2018	14,503,000	8,050,000	29,006,000	16,100,000

3. List of projects located in Latvia without Latvian beneficiaries

Transport Mode / Project Code	Title	Project Status	Priority	Type	Actual End Date	Actual CEF co-funding (at project level) (€)	Out of which: Actual CEF co-funding for Latvian Beneficiaries (€)	Eligible costs (at project level) (€)	Out of which: Eligible costs for Latvian Beneficiaries (€)
Rail						5,738,197		11,476,394	
2014-EU-TM-0279-S	Support to the implementation of ERTMS	Ongoing	European Rail Traffic Management System (ERTMS)	Studies	31/12/2017	5,738,197		11,476,394	
Road						68,930,931		344,654,653	
2017-EU-TM-0068-W	MEGA-E: Metropolitan Greater Areas - Electric	Ongoing	New technologies and innovation	Works	31/12/2021	29,300,331		146,501,653	
2017-DK-TM-0083-W	H2Bus Europe	Ongoing	New technologies and innovation	Works	31/12/2023	39,630,600		198,153,000	