



European
Commission

CONNECTING EUROPE FACILITY (CEF) – Transport grants 2014-2018



ITALY

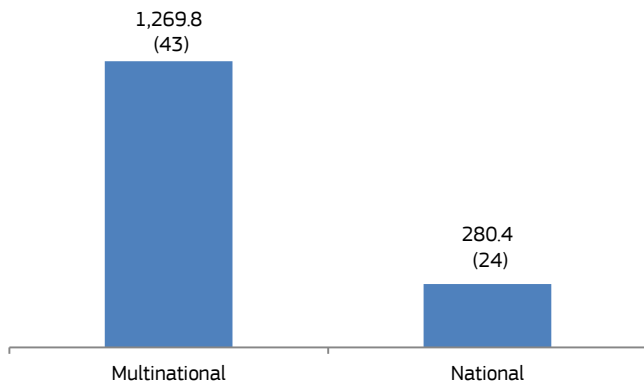
1. Key facts and figures

State of play

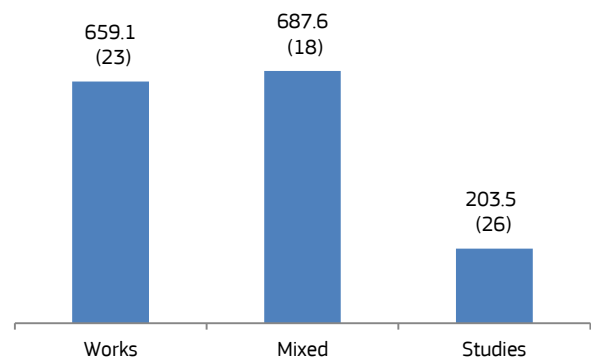
Italian beneficiaries participate in **67 projects** and receive **€1.6 billion in CEF Transport co-funding**, with investments in these projects of €4.1 billion.¹

Additionally 8 projects are located in Italy but without the involvement of Italian beneficiaries. These projects correspond to a total of €102.1 million of CEF Transport funding and a total investment of €407.1 million.

CEF Transport funding per national/multinational projects - € million (number of projects)

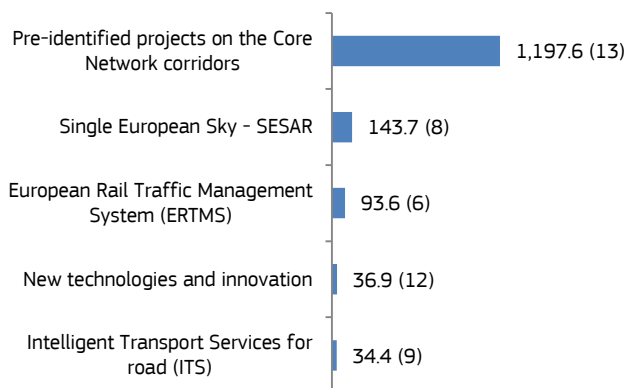


CEF Transport funding per type (works/studies) € million (number of projects)



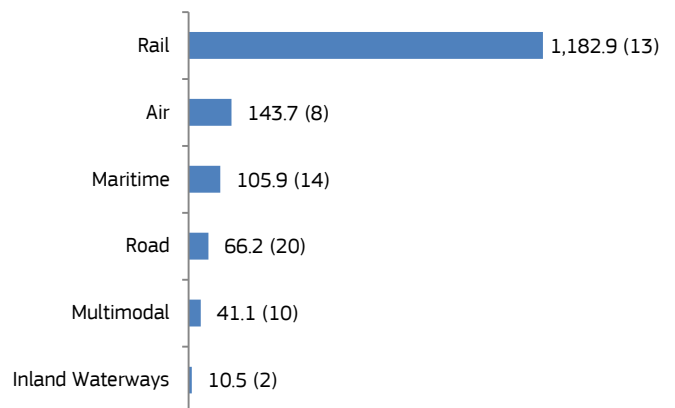
CEF Transport funding top 5 priorities

€ million (number of projects)



CEF Transport funding per transport mode

€ million (number of projects)



¹State of play: January 2019. The charts refer to the actual (or final for closed actions) CEF Transport funding/investments of Italian beneficiaries. They exclude the projects located in Italy where no Italian beneficiary is involved. For details on such projects please refer to Section 3.

2. List of projects with Italian beneficiaries

Transport Mode / Project Code	Title	Project Status	Priority	Type	Actual End Date	Actual CEF co-funding (at project level) (€)	Out of which: Actual CEF co-funding for Italian Beneficiaries (€)	Eligible costs (at project level) (€)	Out of which: Eligible costs for Italian Beneficiaries (€)
Air						1,342,815,840	143,708,893	2,925,619,381	314,429,094
2014-EU-TM-0136-M	DP Implementation – call CEF 2014	Ongoing	Single European Sky - SESAR	Mixed	31/12/2020	318,576,896	39,019,846	643,794,513	78,039,692
2015-EU-TM-0193-M	SESAR Deployment Programme implementation 2015 – Cluster 1	Ongoing	Single European Sky - SESAR	Mixed	31/12/2018	104,767,458	21,918,585	252,458,718	43,837,169
2015-EU-TM-0196-M	SESAR Deployment Programme implementation 2015 – Cluster 2	Ongoing	Single European Sky - SESAR	Mixed	31/12/2020	366,734,853	8,026,437	852,846,393	29,087,856
2015-EU-TM-0197-M	SESAR Deployment Programme implementation 2015 – Cluster 3	Ongoing	Single European Sky - SESAR	Mixed	31/12/2020	52,231,657	5,843	63,782,919	11,686
2016-EU-TM-0117-M	SESAR Deployment Programme implementation 2016 – Cluster 1: General	Ongoing	Single European Sky - SESAR	Mixed	31/12/2020	261,031,311	42,994,975	634,599,805	99,958,275
2016-EU-TM-0155-S	Deployment of SBAS Cat 1 capability on Airbus A320	Ongoing	Single European Sky - SESAR	Studies	31/12/2020	3,146,690	110,609	10,678,849	229,218
2016-EU-TMC-0113-M	SESAR Deployment Programme implementation 2016 – Cluster 2: Cohesion	Ongoing	Single European Sky - SESAR	Mixed	31/12/2020	7,973,401	1,672	9,418,871	3,344
2017-EU-TM-0076-M	SESAR Deployment Programme Implementation - 2017	Ongoing	Single European Sky - SESAR	Mixed	31/12/2023	228,353,574	31,630,927	458,039,313	63,261,854
Inland Waterways						10,477,800	10,477,800	48,804,000	48,804,000
2014-IT-TM-0319-S	Study for standard enhancement and interconnection of national systems of RIS-Italy	Ongoing	River Information Services (RIS)	Studies	30/06/2018	1,195,000	1,195,000	2,390,000	2,390,000
2014-IT-TM-0543-W	Improvement of the Northern Italy Waterway System: Removal of physical bottlenecks on the Northern Italy Waterway System to reach the standards of the inland waterways class V	Ongoing	Pre-identified projects on the Core Network corridors	Works	31/12/2019	9,282,800	9,282,800	46,414,000	46,414,000
Maritime						177,342,249	105,900,144	613,907,594	435,055,271
2014-EU-TM-0206-S	STM Validation Project	Ongoing	Motorways of the Sea (MoS)	Studies	31/12/2018	21,488,717	4,540,000	42,977,434	9,080,000

Transport Mode / Project Code	Title	Project Status	Priority	Type	Actual End Date	Actual CEF co-funding (at project level) (€)	Out of which: Actual CEF co-funding for Italian Beneficiaries (€)	Eligible costs (at project level) (€)	Out of which: Eligible costs for Italian Beneficiaries (€)
2014-EU-TM-0343-M	Improving North Adriatic ports' maritime accessibility and hinterland connections to the Core Network (NAPA4CORE)	Ongoing	Pre-identified projects on the Core Network corridors	Mixed	31/12/2018	21,959,999	15,870,329	109,799,996	79,351,646
2014-EU-TM-0531-S	FRESH FOOD CORRIDORS	Ongoing	Motorways of the Sea (MoS)	Studies	31/07/2018	10,055,833	759,599	20,111,666	1,519,198
2014-EU-TM-0544-S	MED-ATLANTIC ECOBONUS	Ongoing	Motorways of the Sea (MoS)	Studies	31/12/2018	771,919	180,070	1,543,838	360,140
2014-EU-TM-0673-S	Poseidon Med II	Ongoing	Motorways of the Sea (MoS)	Studies	31/12/2020	26,639,703	9,805,000	53,279,405	19,610,000
2014-EU-TM-0698-M	Sustainable LNG Operations for Ports and Shipping - Innovative Pilot Actions (GAINN4MOS)	Ongoing	Motorways of the Sea (MoS)	Mixed	30/09/2019	19,191,067	4,972,500	41,314,934	9,945,000
2014-IT-TM-0276-W	INES - Implementing New Environmental Solutions in the Port of Genoa	Ongoing	Pre-identified projects on the Core Network corridors	Works	30/06/2019	4,651,000	4,651,000	23,150,000	23,150,000
2014-IT-TM-0450-S	GAINN4CORE	Ongoing	Pre-identified projects on the Core Network corridors	Mixed	30/09/2019	12,441,929	12,441,929	43,981,858	43,981,858
2015-EU-TM-0108-S	Preventing Incident and Accident by Safer Ships on the Oceans	Ongoing	Motorways of the Sea (MoS)	Studies	30/06/2018	1,924,417	263,900	3,848,834	527,800
2015-EU-TM-0310-M	Adriatic MoS Upgraded Services - Adri-Up	Ongoing	Motorways of the Sea (MoS)	Mixed	20/12/2020	7,130,500	3,734,500	22,725,000	11,405,000
2016-EU-TM-0342-M	MoS Venice-Patras. Developing and upgrading of the East-Mediterranean Mos link Italy-Greece	Ongoing	Motorways of the Sea (MoS)	Mixed	31/03/2020	2,831,300	2,564,300	10,046,667	9,156,667
2017-EU-TM-0037-W	BCLink: MoS for the future	Ongoing	Motorways of the Sea (MoS)	Works	31/12/2021	4,338,865	2,200,017	21,542,962	7,382,962
2017-IT-TM-0044-W	Ravenna Port Hub: infrastructural works	Ongoing	Pre-identified projects on the Core Network corridors	Works	31/12/2023	37,377,000	37,377,000	186,885,000	186,885,000
2017-IT-TM-0092-W	TriesteRailPort - Upgrade of the railway infrastructures of the Port of Trieste	Ongoing	Pre-identified projects on the Core Network corridors	Works	31/12/2023	6,540,000	6,540,000	32,700,000	32,700,000

Transport Mode / Project Code	Title	Project Status	Priority	Type	Actual End Date	Actual CEF co-funding (at project level) (€)	Out of which: Actual CEF co-funding for Italian Beneficiaries (€)	Eligible costs (at project level) (€)	Out of which: Eligible costs for Italian Beneficiaries (€)
Multimodal						49,348,312	41,121,116	223,800,365	191,060,582
2014-EU-TM-0686-S	e-Freight Implementation Action (e-Impact)	Ongoing	New technologies and innovation	Studies	30/06/2018	1,950,000	675,000	3,900,000	1,350,000
2014-IT-TM-0591-M	Enhancing the efficiency of the new container terminal of Interporto di Padova	Ongoing	Multimodal logistics platforms	Works	31/12/2019	3,248,432	3,248,432	16,242,161	16,242,161
2015-EU-TM-0028-S	Rhine-Alpine Integrated and Seamless Travel Chain (RAISE-IT)	Ongoing	Nodes of the Core Network	Studies	31/12/2019	836,348	288,857	1,672,696	577,714
2015-IT-TM-0247-M	Enhancing Interporto di Padova - Step 2: ancillary measures and ICT solutions for optimising terminal operations, accessibility and interconnections	Ongoing	Multimodal logistics platforms	Mixed	31/12/2020	1,352,120	1,352,120	5,935,600	5,935,600
2015-IT-TM-0312-M	Vado Multimodal Platform rail/road terminal (core RRT node of the TEN-T network) intermodal connections optimization and Upgrading (VAMP UP)	Ongoing	Multimodal logistics platforms	Mixed	31/07/2019	1,815,200	1,815,200	10,720,000	10,720,000
2016-EU-TA-0185-S	Sharing of train tracking & ETA information	Ongoing	Freight Transport Services	Studies	31/08/2019	1,429,076	231,676	2,858,152	463,351
2016-IT-TM-0284-S	GAINN4MED	Ongoing	New technologies and innovation	Studies	31/03/2020	6,077,500	6,077,500	12,155,000	12,155,000
2017-EU-TM-0062-W	GAINN4MID -GAINN for Mobile Infrastructure Deployment	Ongoing	New technologies and innovation	Works	31/08/2020	6,165,304	958,000	31,870,000	5,170,000
2017-IT-TM-0066-W	GAINN4SEA - GAINN for South Europe maritime LNG roll-out	Ongoing	Pre-identified projects on the Core Network corridors	Works	30/04/2022	14,330,725	14,330,725	77,728,720	77,728,720
2017-IT-TM-0154-W	LNG facility in the port of Venice	Ongoing	Pre-identified projects on the Core Network corridors	Works	30/09/2022	12,143,607	12,143,607	60,718,036	60,718,036
Rail						2,142,126,197	1,182,860,745	5,065,042,544	2,803,291,150
2014-EU-TA-0131-S	European Rail Freight Line System on the Rhine-Alpine Corridor	Ongoing	Projects on the Core and Comprehensive Networks	Studies	30/11/2018	625,000	252,500	1,250,000	505,000

Transport Mode / Project Code	Title	Project Status	Priority	Type	Actual End Date	Actual CEF co-funding (at project level) (€)	Out of which: Actual CEF co-funding for Italian Beneficiaries (€)	Eligible costs (at project level) (€)	Out of which: Eligible costs for Italian Beneficiaries (€)
2014-EU-TM-0128-S	ERTMS HIPPOPS (ERTMS Harmonised & International Procedures for Placing into Operation of Products & Subsystems)	Ongoing	European Rail Traffic Management System (ERTMS)	Studies	30/11/2017	720,000	230,000	1,440,000	460,000
2014-EU-TM-0186-S	Brenner Base Tunnel - Studies	Ongoing	Pre-identified projects on the Core Network corridors	Studies	31/12/2020	302,850,000	151,425,000	605,700,000	302,850,000
2014-EU-TM-0190-W	Brenner Base Tunnel - Works	Ongoing	Pre-identified projects on the Core Network corridors	Works	31/12/2020	878,640,000	439,320,000	2,196,600,000	1,098,300,000
2014-EU-TM-0279-S	Support to the implementation of ERTMS	Ongoing	European Rail Traffic Management System (ERTMS)	Studies	31/12/2017	5,738,197	601,225	11,476,394	1,202,450
2014-EU-TM-0401-M	Cross Border Section of the New Lyon-Turin Rail Link Mont Cenis Base Tunnel (TBM)	Ongoing	Pre-identified projects on the Core Network corridors	Mixed	31/12/2019	813,781,900	451,260,920	1,915,054,750	1,066,452,300
2014-IT-TM-0058-W	ERTMS Deployment on the Italian part of the Rhine - Alpine Core Network Corridor	Ongoing	European Rail Traffic Management System (ERTMS)	Works	31/12/2018	13,691,000	13,691,000	27,382,000	27,382,000
2014-IT-TM-0174-S	MXP-AT Railink	Ongoing	Pre-identified projects on the Core Network corridors	Studies	31/03/2018	2,066,000	2,066,000	4,132,000	4,132,000
2014-IT-TM-0176-M	Upgrading of the Chiasso - Milano railway line	Ongoing	Pre-identified projects on the Core Network corridors	Mixed	31/12/2018	40,903,600	40,903,600	135,786,400	135,786,400
2015-IT-TM-0144-S	Design of the railway connection with the Venice airport	Ongoing	Nodes of the Core Network	Studies	30/09/2017	4,000,000	4,000,000	8,000,000	8,000,000
2015-IT-TM-0168-W	ERTMS trackside equipment on Italian sections of the ERTMS/Core Network Corridors in compliance with the Breakthrough Program	Ongoing	European Rail Traffic Management System (ERTMS)	Works	31/12/2020	45,710,000	45,710,000	91,420,000	91,420,000

Transport Mode / Project Code	Title	Project Status	Priority	Type	Actual End Date	Actual CEF co-funding (at project level) (€)	Out of which: Actual CEF co-funding for Italian Beneficiaries (€)	Eligible costs (at project level) (€)	Out of which: Eligible costs for Italian Beneficiaries (€)
2016-IT-TM-0244-W	ERTMS on strategic sections of 3 CNCs	Ongoing	European Rail Traffic Management System (ERTMS)	Works	31/12/2020	27,250,000	27,250,000	54,500,000	54,500,000
2017-IT-TM-0003-W	Rail Freight Strengthening Project – Retrofit of Mercitalia Rail locomotives E405/E412 with ETCS/ERTMS L2 Baseline 3	Ongoing	European Rail Traffic Management System (ERTMS)	Works	30/06/2023	6,150,500	6,150,500	12,301,000	12,301,000
Road						179,834,035	66,161,521	699,925,922	266,490,345
2014-EU-TA-0582-S	I_HeERO	Ongoing	Other Telematic Application Systems	Studies	31/03/2018	15,179,637	1,364,240	30,359,274	2,728,480
2014-EU-TM-0317-S	EU ITS Platform	Ongoing	Intelligent Transport Services for road (ITS)	Studies	31/12/2020	6,474,875	1,001,125	12,949,750	2,002,250
2014-EU-TM-0365-W	URSA MAJOR 2	Ongoing	Intelligent Transport Services for road (ITS)	Works	31/12/2018	18,456,120	2,191,200	92,280,600	10,956,000
2014-EU-TM-0563-W	CROCODILE 2	Ongoing	Intelligent Transport Services for road (ITS)	Works	31/12/2018	8,257,000	698,000	41,285,000	3,490,000
2014-EU-TM-0579-M	UNIT-E	Ongoing	New technologies and innovation	Mixed	30/06/2018	1,783,200	344,000	3,566,400	688,000
2014-EU-TM-0588-W	MedTIS II	Ongoing	Intelligent Transport Services for road (ITS)	Works	31/12/2018	10,503,491	5,460,948	52,517,454	27,304,738
2014-EU-TM-0630-S	Connect2LNG	Ongoing	New technologies and innovation	Studies	31/12/2020	4,546,250	437,500	9,092,500	875,000
2015-EU-TM-0316-S	Models for Economic Hydrogen Refuelling Infrastructure	Ongoing	New technologies and innovation	Studies	31/12/2020	5,509,500	862,500	11,019,000	1,725,000
2015-EU-TM-0415-S	EVA+ (Electric Vehicles Arteries in Italy and Austria)	Ongoing	New technologies and innovation	Studies	31/08/2019	4,236,645	3,365,700	8,473,290	6,731,400
2016-EU-TM-0044-M	URSA MAJOR neo	Ongoing	Intelligent Transport Services for road (ITS)	Mixed	31/12/2020	32,129,388	8,774,200	149,461,712	42,986,000
2016-EU-TM-0163-W	CROCODILE 3	Ongoing	Intelligent Transport Services for road (ITS)	Works	31/12/2020	2,751,000	431,000	13,755,000	2,155,000

Transport Mode / Project Code	Title	Project Status	Priority	Type	Actual End Date	Actual CEF co-funding (at project level) (€)	Out of which: Actual CEF co-funding for Italian Beneficiaries (€)	Eligible costs (at project level) (€)	Out of which: Eligible costs for Italian Beneficiaries (€)
2016-EU-TM-0275-W	MedTIS III	Ongoing	Intelligent Transport Services for road (ITS)	Works	31/12/2020	14,105,115	4,907,142	70,525,573	24,535,708
2016-EU-TM-0327-S	CONCORDA	Ongoing	Intelligent Transport Services for road (ITS)	Studies	30/06/2020	10,000,000	475,000	20,000,000	950,000
2016-EU-TM-0337-S	E-VIA – FLEX-E mobility in ES, FR, IT	Ongoing	New technologies and innovation	Studies	31/12/2019	3,345,000	1,682,788	6,690,000	3,365,575
2016-IT-TM-0024-S	Rome urban core network node – Enhancement of public transport services and removal of bottlenecks along the Rome bypass	Ongoing	Nodes of the Core Network	Studies	31/03/2020	1,200,000	1,200,000	2,400,000	2,400,000
2016-IT-TM-0052-S	C-ROADS ITALY	Ongoing	Intelligent Transport Services for road (ITS)	Studies	31/12/2020	10,432,000	10,432,000	20,864,000	20,864,000
2017-EU-TM-0065-W	Central European Ultra Charging	Ongoing	New technologies and innovation	Works	31/05/2021	12,347,605	3,956,970	61,738,027	19,784,852
2017-IT-TM-0106-W	CRE8: Creating the station of the future	Ongoing	New technologies and innovation	Works	31/12/2022	3,054,356	3,054,356	15,271,780	15,271,780
2017-IT-TM-0110-W	AMBRA-E electrify Europe	Ongoing	New technologies and innovation	Works	31/12/2022	14,150,935	14,150,935	70,754,677	70,754,677
2017-IT-TM-0113-W	Snam 4 Mobility - retail LNG network development	Ongoing	New technologies and innovation	Works	31/12/2023	1,371,918	1,371,918	6,921,885	6,921,885

3. List of projects located in Italy without Italian beneficiaries

Transport Mode / Project Code	Title	Project Status	Priority	Type	Actual End Date	Actual CEF co-funding (at project level) (€)	Out of which: Actual CEF co-funding for Italian Beneficiaries (€)	Eligible costs (at project level) (€)	Out of which: Eligible costs for Italian Beneficiaries (€)
Rail						6,710,000		13,420,000	
2014-DE-TM-0299-S	Support and coordination of Rail Freight Corridor Rhine-Alpine for its long term sustainable operation as required by the EU Regulations 913/2010, 1315/2013 and 1316/2013.	Ongoing	Rail interoperability	Studies	31/12/2018	2,855,000		5,710,000	
2014-EU-TM-0335-S	Studies and activities regarding enhancement of Baltic-Adriatic Rail Freight Corridor 5 offer	Ongoing	Rail interoperability	Studies	31/12/2020	1,455,000		2,910,000	
2014-IT-TM-0089-S	Upgrade and Strengthening of Rail Freight Corridor 6 - Mediterranean Corridor including Extension to Croatia.	Ongoing	Rail interoperability	Studies	31/12/2018	2,400,000		4,800,000	
Road						95,399,796		393,703,678	
2015-EU-TM-0422-S	LNG motion: Fuelling trucks with LNG/CNG along the core network	Ongoing	New technologies and innovation	Studies	31/12/2020	27,765,100		55,530,200	
2016-EU-TM-0121-W	High speed electric mobility across Europe	Ongoing	New technologies and innovation	Works	31/12/2020	10,168,000		50,840,000	
2017-DE-TM-0064-W	EUROP-E: European Ultra-Charge Roll Out Project - Electric	Ongoing	New technologies and innovation	Works	31/12/2021	39,105,379		195,526,894	
2017-FR-TM-0034-W	Blue Stations Network	Ongoing	New technologies and innovation	Works	31/12/2020	5,455,000		27,275,000	
2017-EU-TM-0165-W	MULTI-E: Multiple Urban and Long-distance Transport Initiatives – Electric and CNG	Ongoing	New technologies and innovation	Works	31/12/2023	12,906,317		64,531,584	