



European
Commission

CONNECTING EUROPE FACILITY (CEF) – Transport grants 2014-2018



IRELAND

1. Key facts and figures

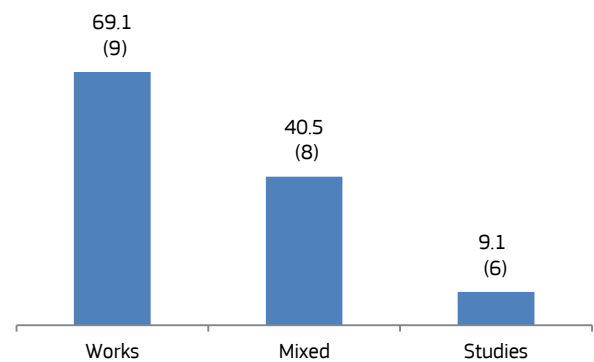
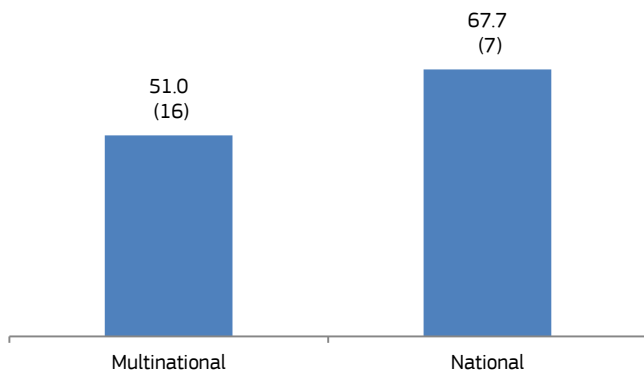
State of play

Irish beneficiaries participate in **23 projects** and receive **€118.6 million in CEF Transport co-funding**, with investments in these projects of €565.9 million.¹

Additionally 3 projects are located in Ireland but without the involvement of Irish beneficiaries. These projects correspond to a total of €45.5 million of CEF Transport funding and a total investment of €207.8 million.

CEF Transport funding per national/multinational projects - € million (number of projects)

CEF Transport funding per type (works/studies) € million (number of projects)

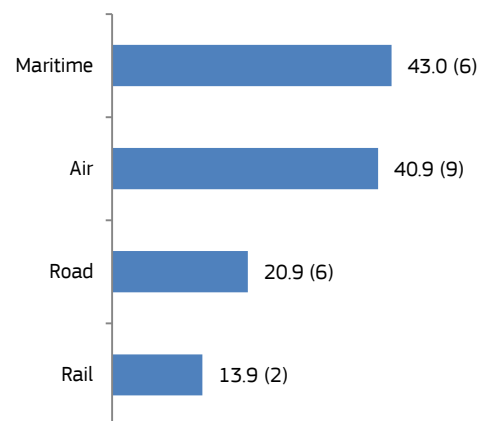



CEF Transport funding top 5 priorities

€ million (number of projects)

CEF Transport funding per transport mode

€ million (number of projects)



¹State of play: January 2019. The charts refer to the actual (or final for closed actions) CEF Transport funding/investments of Irish beneficiaries. They exclude the projects located in Ireland where no Irish beneficiary is involved. For details on such projects please refer to Section 3.

2. List of projects with Irish beneficiaries

Transport Mode / Project Code	Title	Project Status	Priority	Type	Actual End Date	Actual CEF co-funding (at project level) (€)	Out of which: Actual CEF co-funding for Irish Beneficiaries (€)	Eligible costs (at project level) (€)	Out of which: Eligible costs for Irish Beneficiaries (€)
Air						1,354,235,651	40,899,928	2,944,073,532	105,499,425
2014-EU-TM-0136-M	DP Implementation – call CEF 2014	Ongoing	Single European Sky - SESAR	Mixed	31/12/2020	318,576,896	2,323,369	643,794,513	10,744,831
2014-EU-TM-0376-M	Speeding up harmonisation and convergence of the ATM	Ongoing	Single European Sky - SESAR	Mixed	30/06/2017	12,249,000	2,098,000	24,498,000	4,196,000
2015-EU-TM-0193-M	SESAR Deployment Programme implementation 2015 – Cluster 1	Ongoing	Single European Sky - SESAR	Mixed	31/12/2018	104,767,458	3,581,898	252,458,718	7,163,795
2015-EU-TM-0196-M	SESAR Deployment Programme implementation 2015 – Cluster 2	Ongoing	Single European Sky - SESAR	Mixed	31/12/2020	366,734,853	10,111,088	852,846,393	23,318,662
2015-EU-TM-0197-M	SESAR Deployment Programme implementation 2015 – Cluster 3	Ongoing	Single European Sky - SESAR	Mixed	31/12/2020	52,231,657	4,449	63,782,919	8,897
2015-EU-TM-0387-S	Convergence of DSNA and COOPANS ATM Systems step 1B (CODACAS 1B) - General part	Ongoing	Single European Sky - SESAR	Studies	30/06/2018	2,317,500	387,500	4,635,000	775,000
2016-EU-TM-0117-M	SESAR Deployment Programme implementation 2016 – Cluster 1: General	Ongoing	Single European Sky - SESAR	Mixed	31/12/2020	261,031,311	11,607,257	634,599,805	37,719,503
2016-EU-TMC-0113-M	SESAR Deployment Programme implementation 2016 – Cluster 2: Cohesion	Ongoing	Single European Sky - SESAR	Mixed	31/12/2020	7,973,401	1,273	9,418,871	2,546
2017-EU-TM-0076-M	SESAR Deployment Programme Implementation - 2017	Ongoing	Single European Sky - SESAR	Mixed	31/12/2023	228,353,574	10,785,096	458,039,313	21,570,191
Maritime						67,996,005	42,975,520	384,773,219	329,002,248
2014-EU-TM-0206-S	STM Validation Project	Ongoing	Motorways of the Sea (MoS)	Studies	31/12/2018	21,488,717	765,732	42,977,434	1,531,463
2014-EU-TM-0724-W	Installation of gas and water cleaning system for the upgrade of the Atlantic Arch	Ongoing	Motorways of the Sea (MoS)	Works	20/12/2017	4,322,500	25,000	14,375,000	50,000
2014-IE-TM-0091-W	Port of Cork Ringaskiddy Project	Ongoing	Pre-identified projects on the Core Network corridors	Works	31/12/2019	12,736,001	12,736,001	72,902,124	72,902,124

Transport Mode / Project Code	Title	Project Status	Priority	Type	Actual End Date	Actual CEF co-funding (at project level) (€)	Out of which: Actual CEF co-funding for Irish Beneficiaries (€)	Eligible costs (at project level) (€)	Out of which: Eligible costs for Irish Beneficiaries (€)
2014-IE-TM-0222-W	Dublin Port Alexandra Basin Redevelopment Project - Creating Capacity and Removing a Bottleneck on a Core Port on the North Sea-Mediterranean Corridor	Ongoing	Pre-identified projects on the Core Network corridors	Works	31/12/2019	22,782,055	22,782,055	221,185,000	221,185,000
2014-IE-TM-0355-W	Jetty Enhancement for Sea Port Infrastructure Connectivity (JESPIC)	Closed	Pre-identified projects on the other sections of the Core Network	Works	28/02/2017	2,189,132	2,189,132	10,945,661	10,945,661
2017-IE-TM-0014-W	Capacity Extension of Shannon Foynes (CESF)	Ongoing	Pre-identified projects on the other sections of the Core Network	Works	31/12/2023	4,477,600	4,477,600	22,388,000	22,388,000
Rail						13,880,188	13,880,188	45,200,628	45,200,628
2014-IE-TM-0215-W	City Centre Re-signaling Project	Ongoing	Pre-identified projects on the Core Network corridors	Works	24/12/2018	13,080,188	13,080,188	43,600,628	43,600,628
2014-IE-TM-0370-S	Connecting International Sea Cargo to the Irish Rail Network (CISCIRN)	Ongoing	Pre-identified projects on the other sections of the Core Network	Studies	31/12/2017	800,000	800,000	1,600,000	1,600,000
Road						75,850,909	20,888,070	297,707,454	86,194,795
2014-EU-TA-0582-S	I_HeERO	Ongoing	Other Telematic Application Systems	Studies	31/03/2018	15,179,637	478,750	30,359,274	957,500
2014-EU-TM-0317-S	EU ITS Platform	Ongoing	Intelligent Transport Services for road (ITS)	Studies	31/12/2020	6,474,875	75,250	12,949,750	150,500
2014-EU-TM-0597-W	Arc Atlantique Corridor Phase II	Ongoing	Intelligent Transport Services for road (ITS)	Works	31/12/2017	23,031,862	666,000	115,159,310	3,330,000
2015-EU-TM-0186-S	The Causeway Study - Impact of CNG on the Irish Gas Network	Ongoing	New technologies and innovation	Studies	31/12/2020	6,546,224	6,546,224	16,147,569	16,147,569
2016-EU-TM-0316-W	Arc Atlantique Phase 3	Ongoing	Intelligent Transport Services for road (ITS)	Works	31/12/2020	12,996,465	1,500,000	64,982,325	7,500,000

Transport Mode / Project Code	Title	Project Status	Priority	Type	Actual End Date	Actual CEF co-funding (at project level) (€)	Out of which: Actual CEF co-funding for Irish Beneficiaries (€)	Eligible costs (at project level) (€)	Out of which: Eligible costs for Irish Beneficiaries (€)
2017-IE-TM-0141-W	Green Connect - A Public CNG Network	Ongoing	New technologies and innovation	Works	29/12/2023	11,621,845	11,621,845	58,109,226	58,109,226

3. List of projects located in Ireland without Irish beneficiaries

Transport Mode / Project Code	Title	Project Status	Priority	Type	Actual End Date	Actual CEF co-funding (at project level) (€)	Out of which: Actual CEF co-funding for Irish Beneficiaries (€)	Eligible costs (at project level) (€)	Out of which: Eligible costs for Irish Beneficiaries (€)
Air						658,750		775,000	
2015-EU-TM-0388-S	Convergence of DSNA and COOPANS ATM Systems step 1B (CODACAS 1B) - Cohesion part	Ongoing	Single European Sky - SESAR	Studies	30/06/2018	658,750		775,000	
Rail						5,738,197		11,476,394	
2014-EU-TM-0279-S	Support to the implementation of ERTMS	Ongoing	European Rail Traffic Management System (ERTMS)	Studies	31/12/2017	5,738,197		11,476,394	
Road						39,105,379		195,526,894	
2017-DE-TM-0064-W	EUROP-E: European Ultra-Charge Roll Out Project - Electric	Ongoing	New technologies and innovation	Works	31/12/2021	39,105,379		195,526,894	