



European
Commission

CONNECTING EUROPE FACILITY (CEF) – Transport grants 2014-2018



FINLAND

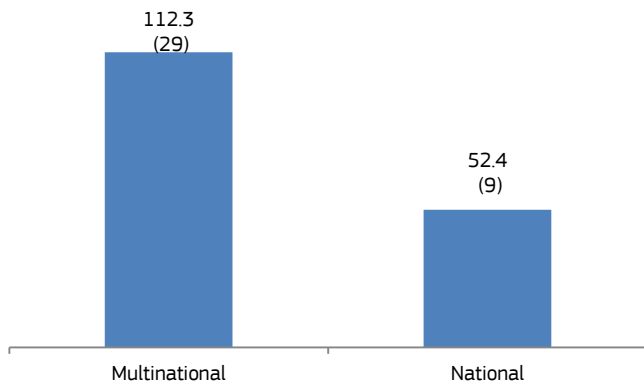
1. Key facts and figures

State of play

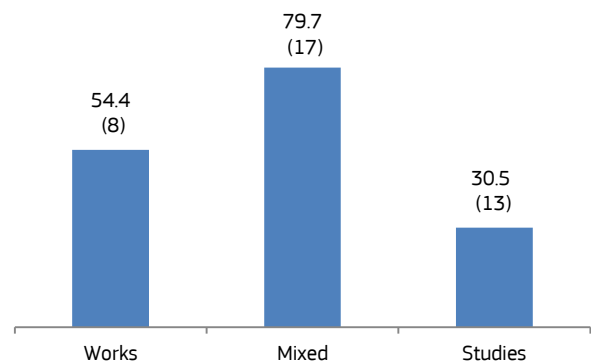
Finnish beneficiaries participate in **38 projects** and receive **€164.7 million in CEF Transport co-funding**, with investments in these projects of €531 million.¹

One additional project is located in Finland but without the involvement of Finnish beneficiaries. This project corresponds to a total of €29.3 million of CEF Transport funding and a total investment of €146.5 million.

CEF Transport funding per national/multinational projects - € million (number of projects)

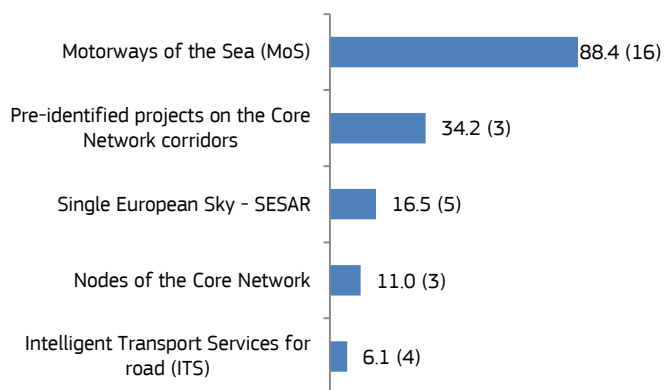


CEF Transport funding per type (works/studies) € million (number of projects)



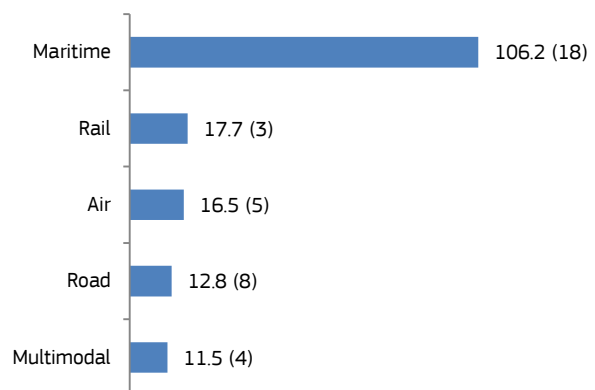
CEF Transport funding top 5 priorities

€ million (number of projects)



CEF Transport funding per transport mode

€ million (number of projects)



¹State of play: January 2019. The charts refer to the actual (or final for closed actions) CEF Transport funding/investments of Finnish beneficiaries. They exclude the projects located in Finland where no Finnish beneficiary is involved. For details on such projects please refer to Section 3.

2. List of projects with Finnish beneficiaries

Transport Mode / Project Code	Title	Project Status	Priority	Type	Actual End Date	Actual CEF co-funding (at project level) (€)	Out of which: Actual CEF co-funding for Finnish Beneficiaries (€)	Eligible costs (at project level) (€)	Out of which: Eligible costs for Finnish Beneficiaries (€)
Air						1,279,464,093	16,486,257	2,841,738,742	32,998,495
2014-EU-TM-0136-M	DP Implementation – call CEF 2014	Ongoing	Single European Sky - SESAR	Mixed	31/12/2020	318,576,896	300,000	643,794,513	600,000
2015-EU-TM-0193-M	SESAR Deployment Programme implementation 2015 – Cluster 1	Ongoing	Single European Sky - SESAR	Mixed	31/12/2018	104,767,458	749,362	252,458,718	1,498,724
2015-EU-TM-0196-M	SESAR Deployment Programme implementation 2015 – Cluster 2	Ongoing	Single European Sky - SESAR	Mixed	31/12/2020	366,734,853	15,267,093	852,846,393	30,534,186
2016-EU-TM-0117-M	SESAR Deployment Programme implementation 2016 – Cluster 1: General	Ongoing	Single European Sky - SESAR	Mixed	31/12/2020	261,031,311	79,802	634,599,805	185,585
2017-EU-TM-0076-M	SESAR Deployment Programme Implementation - 2017	Ongoing	Single European Sky - SESAR	Mixed	31/12/2023	228,353,574	90,000	458,039,313	180,000
Maritime						180,775,953	106,218,860	586,778,002	375,469,036
2014-EU-TM-0066-M	The Northern ScanMed Ports - Sustainable Maritime Links	Closed	Motorways of the Sea (MoS)	Mixed	31/12/2016	1,853,415	1,223,953	5,665,156	3,741,140
2014-EU-TM-0087-M	TWIN-PORT 2	Ongoing	Motorways of the Sea (MoS)	Mixed	31/12/2018	29,300,000	19,200,000	97,600,000	64,000,000
2014-EU-TM-0152-M	FAMOS Freja: Finalising Surveys for the Baltic Motorways of the Sea	Closed	Motorways of the Sea (MoS)	Mixed	31/12/2016	10,033,480	2,583,061	28,543,427	7,348,340
2014-EU-TM-0206-S	STM Validation Project	Ongoing	Motorways of the Sea (MoS)	Studies	31/12/2018	21,488,717	624,289	42,977,434	1,248,578
2014-EU-TM-0379-M	Back from Black -Study and deployment of the affordable scrubber retro fitting technology for SME shipowners	Closed	Motorways of the Sea (MoS)	Mixed	30/06/2017	5,582,008	4,463,900	14,854,826	11,879,321
2014-EU-TM-0391-M	Upgrading and sustaining the competitive core Baltic MoS link Helsinki-Lübeck	Closed	Motorways of the Sea (MoS)	Mixed	31/03/2017	7,781,805	6,874,905	25,939,350	22,916,350
2014-EU-TM-0487-M	Biscay Line - Multiple port Finland-Estonia-Belgium-Spain long distance MoS, relevant to many core network corridors	Closed	Motorways of the Sea (MoS)	Mixed	31/12/2016	4,331,722	3,624,576	14,439,073	12,081,918

Transport Mode / Project Code	Title	Project Status	Priority	Type	Actual End Date	Actual CEF co-funding (at project level) (€)	Out of which: Actual CEF co-funding for Finnish Beneficiaries (€)	Eligible costs (at project level) (€)	Out of which: Eligible costs for Finnish Beneficiaries (€)
2014-EU-TM-0507-M	Upgrading and sustaining the competitive Baltic MoS link Germany-Finland (RoRo multiple ports loop)	Closed	Motorways of the Sea (MoS)	Mixed	31/12/2016	4,939,846	3,904,693	16,466,154	13,015,643
2014-EU-TM-0546-S	Compliance monitoring pilot for Marpol Annex VI (CompMon)	Closed	Motorways of the Sea (MoS)	Studies	31/12/2016	1,469,616	852,971	2,939,231	1,705,943
2015-EU-TM-0014-M	Winter Navigation Motorways of the Sea II, WINMOS II	Ongoing	Motorways of the Sea (MoS)	Mixed	31/10/2019	6,641,500	5,766,000	18,967,000	16,212,000
2015-EU-TM-0098-M	DOOR2LNG -Upgrade of the maritime link integrated in the multimodal container transport routes	Ongoing	Motorways of the Sea (MoS)	Mixed	30/06/2019	16,958,000	6,837,000	56,060,000	22,790,000
2015-EU-TM-0132-M	FAMOS Odin: Finalising Surveys for the Baltic Motorways of the Sea	Ongoing	Motorways of the Sea (MoS)	Mixed	31/12/2018	10,789,590	1,036,100	28,947,500	2,072,200
2015-EU-TM-0178-M	Bothnia Bulk - Environmental upgrade of year-round supply in the northern Baltic Sea	Ongoing	Motorways of the Sea (MoS)	Mixed	30/06/2019	6,800,000	6,310,800	22,536,000	20,972,000
2016-EU-TM-0092-W	NextGen Link -Upgrade of the maritime link with the port interconnection in the ScanMed Corridor	Ongoing	Motorways of the Sea (MoS)	Works	31/12/2020	11,778,630	11,004,630	39,262,100	36,682,100
2016-EU-TM-0341-W	Development of port capacity for integrated Baltic MoS link(s) on Rostock – Hanko	Ongoing	Motorways of the Sea (MoS)	Works	31/12/2019	4,821,370	1,245,526	21,219,901	6,908,651
2017-FI-TM-0027-W	Vuosaari Fairway - Improvement of the maritime access of the Port of Helsinki, Vuosaari Harbour	Ongoing	Pre-identified projects on the Core Network corridors	Works	31/12/2021	6,720,000	6,720,000	33,600,000	33,600,000
2017-EU-TM-0135-W	TWIN-PORT 3	Ongoing	Motorways of the Sea (MoS)	Works	31/12/2023	18,357,255	12,817,455	61,190,850	42,724,850
2017-FI-TM-0123-W	Eastern Baltic Hub - Improving port access and hinterland connection of the Port of HaminaKotka in the ScanMed Corridor	Ongoing	Pre-identified projects on the Core Network corridors	Works	31/12/2021	11,129,000	11,129,000	55,570,000	55,570,000
Multimodal						12,203,543	11,489,450	46,547,085	45,118,900
2015-EU-TM-0404-S	LNG Logistics	Ongoing	New technologies and innovation	Studies	02/10/2018	878,543	164,450	1,757,085	328,900

Transport Mode / Project Code	Title	Project Status	Priority	Type	Actual End Date	Actual CEF co-funding (at project level) (€)	Out of which: Actual CEF co-funding for Finnish Beneficiaries (€)	Eligible costs (at project level) (€)	Out of which: Eligible costs for Finnish Beneficiaries (€)
2015-FI-TM-0029-S	Development of open access and intermodality in Kouvola rail-road terminal	Ongoing	Multimodal logistics platforms	Studies	31/12/2018	1,695,000	1,695,000	3,390,000	3,390,000
2015-FI-TM-0127-S	The Helsinki Multimodal Urban Node	Ongoing	Nodes of the Core Network	Studies	31/12/2020	2,250,000	2,250,000	4,500,000	4,500,000
2017-FI-TM-0031-W	The Multimodal Travel Centre of Helsinki Airport	Ongoing	Nodes of the Core Network	Works	31/07/2021	7,380,000	7,380,000	36,900,000	36,900,000
Rail						23,380,697	17,703,750	46,761,394	35,407,500
2014-EU-TM-0279-S	Support to the implementation of ERTMS	Ongoing	European Rail Traffic Management System (ERTMS)	Studies	31/12/2017	5,738,197	61,250	11,476,394	122,500
2014-FI-TM-0142-M	The Planning of the Core Network Railway Corridors in Helsinki	Ongoing	Pre-identified projects on the Core Network corridors	Studies	31/12/2018	16,305,000	16,305,000	32,610,000	32,610,000
2016-FI-TM-0167-S	Improving connections of the Helsinki Urban Node	Ongoing	Nodes of the Core Network	Studies	31/12/2020	1,337,500	1,337,500	2,675,000	2,675,000
Road						56,182,967	12,761,557	170,253,738	42,005,114
2014-EU-TA-0060-S	NordicWay	Ongoing	Other Telematic Application Systems	Studies	31/12/2017	2,600,000	550,000	5,200,000	1,100,000
2014-EU-TA-0582-S	I_HeERO	Ongoing	Other Telematic Application Systems	Studies	31/03/2018	15,179,637	554,000	30,359,274	1,108,000
2014-EU-TM-0310-W	NEXT-ITS 2 – North European Cross-border ITS phase 2	Ongoing	Intelligent Transport Services for road (ITS)	Works	31/12/2017	7,180,000	1,258,000	35,900,000	6,290,000
2014-EU-TM-0317-S	EU ITS Platform	Ongoing	Intelligent Transport Services for road (ITS)	Studies	31/12/2020	6,474,875	681,000	12,949,750	1,362,000
2014-FI-TA-0119-S	Development of LNG/L-CNG network in Finland	Ongoing	New technologies and innovation	Studies	29/12/2017	2,648,557	2,648,557	5,297,114	5,297,114
2016-EU-TM-0023-M	North European cross-border ITS phase 3 – NEXT-ITS 3	Ongoing	Intelligent Transport Services for road (ITS)	Mixed	31/12/2020	9,734,398	1,367,000	47,209,600	6,835,000

Transport Mode / Project Code	Title	Project Status	Priority	Type	Actual End Date	Actual CEF co-funding (at project level) (€)	Out of which: Actual CEF co-funding for Finnish Beneficiaries (€)	Eligible costs (at project level) (€)	Out of which: Eligible costs for Finnish Beneficiaries (€)
2016-EU-TM-0051-S	NordicWay2	Ongoing	Intelligent Transport Services for road (ITS)	Studies	31/12/2020	9,471,500	2,809,000	18,943,000	5,618,000
2017-FI-TM-0074-W	Nordic LNG/CNG - Decarbonisation of the Core Network by deployment of alternative fuel refuelling infrastructure	Ongoing	New technologies and innovation	Works	31/12/2021	2,894,000	2,894,000	14,395,000	14,395,000

3. List of projects located in Finland without Finnish beneficiaries

Transport Mode / Project Code	Title	Project Status	Priority	Type	Actual End Date	Actual CEF co-funding (at project level) (€)	Out of which: Actual CEF co-funding for Finnish Beneficiaries (€)	Eligible costs (at project level) (€)	Out of which: Eligible costs for Finnish Beneficiaries (€)
Road						29,300,331		146,501,653	
2017-EU-TM-0068-W	MEGA-E: Metropolitan Greater Areas - Electric	Ongoing	New technologies and innovation	Works	31/12/2021	29,300,331		146,501,653	