



European  
Commission

## CONNECTING EUROPE FACILITY (CEF) – Transport grants 2014-2018



**ESTONIA**

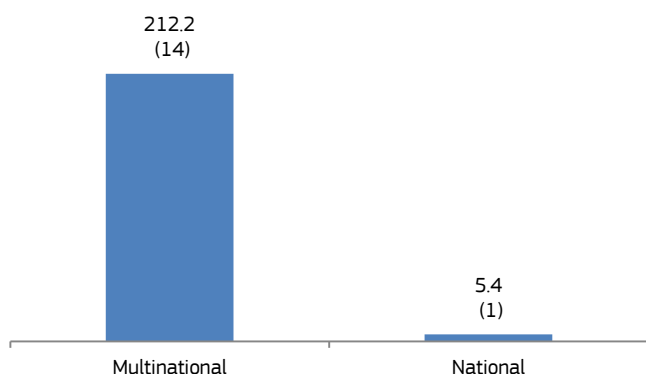
### 1. Key facts and figures

#### State of play

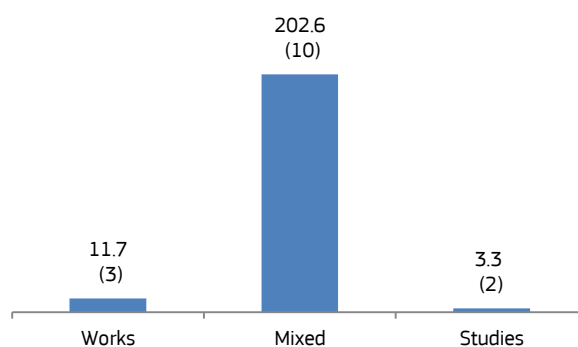
Estonian beneficiaries participate in **15 projects** and receive **€217.6 million in CEF Transport co-funding** (out of which €190.6 million come from the Cohesion envelope), with investments in these projects of €326.8 million.<sup>1</sup>

One additional project is located in Estonia but without the involvement of Estonian beneficiaries. This project corresponds to a total of €29.3 million of CEF Transport funding and a total investment of €146.5 million.

#### CEF Transport funding per national/multinational projects - € million (number of projects)

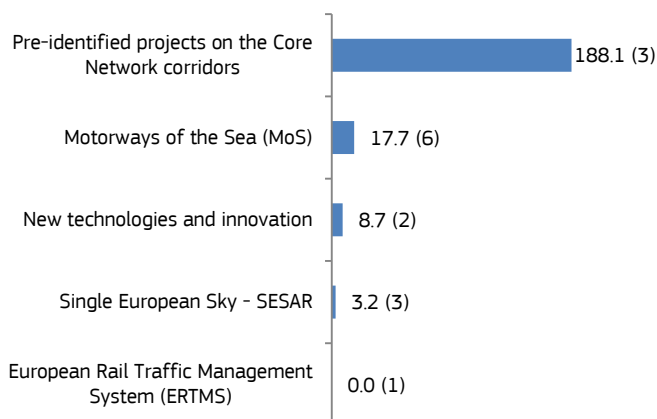


#### CEF Transport funding per type (works/studies) € million (number of projects)



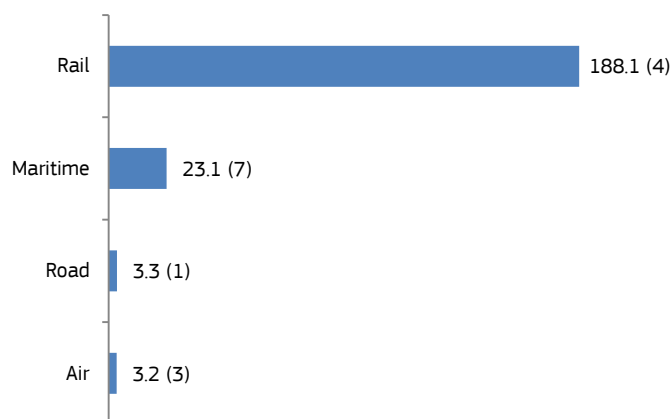
#### CEF Transport funding top 5 priorities

€ million (number of projects)



#### CEF Transport funding per transport mode

€ million (number of projects)



<sup>1</sup>State of play: January 2019. The charts refer to the actual (or final for closed actions) CEF Transport funding/investments of Estonian beneficiaries. They exclude the projects located in Estonia where no Estonian beneficiary is involved. For details on such projects please refer to Section 3.

## 2. List of projects with Estonian beneficiaries

Transport Mode / Project Code	Title	Project Status	Priority	Type	Actual End Date	Actual CEF co-funding (at project level) (€)	Out of which: Actual CEF co-funding for Estonian Beneficiaries (€)	Eligible costs (at project level) (€)	Out of which: Eligible costs for Estonian Beneficiaries (€)
<b>Air</b>						<b>631,839,864</b>	<b>3,178,572</b>	<b>1,342,177,237</b>	<b>6,503,808</b>
2014-EU-TM-0136-M	DP Implementation – call CEF 2014	Ongoing	Single European Sky – SESAR	Mixed	31/12/2020	318,576,896	212,984	643,794,513	425,968
2015-EU-TM-0197-M	SESAR Deployment Programme implementation 2015 – Cluster 3	Ongoing	Single European Sky – SESAR	Mixed	31/12/2020	52,231,657	2,515,120	63,782,919	5,030,240
2016-EU-TM-0117-M	SESAR Deployment Programme implementation 2016 – Cluster 1: General	Ongoing	Single European Sky – SESAR	Mixed	31/12/2020	261,031,311	450,468	634,599,805	1,047,600
<b>Maritime</b>						<b>95,591,325</b>	<b>23,091,542</b>	<b>309,968,777</b>	<b>85,303,044</b>
2014-EU-TM-0087-M	TWIN-PORT 2	Ongoing	Motorways of the Sea (MoS)	Mixed	31/12/2018	29,300,000	10,100,000	97,600,000	33,600,000
2014-EU-TM-0152-M	FAMOS Freja: Finalising Surveys for the Baltic Motorways of the Sea	Closed	Motorways of the Sea (MoS)	Mixed	31/12/2016	10,033,480	597,242	28,543,427	1,699,044
2015-EU-TM-0014-M	Winter Navigation Motorways of the Sea II, WINMOS II	Ongoing	Motorways of the Sea (MoS)	Mixed	31/10/2019	6,641,500	55,500	18,967,000	115,000
2015-EU-TM-0132-M	FAMOS Odin: Finalising Surveys for the Baltic Motorways of the Sea	Ongoing	Motorways of the Sea (MoS)	Mixed	31/12/2018	10,789,590	591,000	28,947,500	1,758,000
2015-EU-TM-0179-W	Blue Baltics – LNG infrastructure facility deployment in the Baltic Sea Region	Ongoing	Motorways of the Sea (MoS)	Works	30/06/2019	15,046,500	785,000	47,605,000	2,550,000
2017-EE-TM-0079-W	EG LNG bunker vessel	Ongoing	New technologies and innovation	Works	30/09/2020	5,423,000	5,423,000	27,115,000	27,115,000
2017-EU-TM-0135-W	TWIN-PORT 3	Ongoing	Motorways of the Sea (MoS)	Works	31/12/2023	18,357,255	5,539,800	61,190,850	18,466,000
<b>Rail</b>						<b>688,634,190</b>	<b>188,054,212</b>	<b>835,039,789</b>	<b>228,435,661</b>
2014-EU-TM-0279-S	Support to the implementation of ERTMS	Ongoing	European Rail Traffic Management System (ERTMS)	Studies	31/12/2017	5,738,197		11,476,394	

Transport Mode / Project Code	Title	Project Status	Priority	Type	Actual End Date	Actual CEF co-funding (at project level) (€)	Out of which: Actual CEF co-funding for Estonian Beneficiaries (€)	Eligible costs (at project level) (€)	Out of which: Eligible costs for Estonian Beneficiaries (€)
2014-EU-TMC-0560-M	Development of a 1435 mm standard gauge railway line in the Rail Baltic/Rail Baltica (RB) corridor through Estonia, Latvia and Lithuania	Ongoing	Pre-identified projects on the Core Network corridors	Mixed	31/12/2020	442,230,615	175,390,775	540,427,656	213,537,500
2015-EU-TM-0347-M	Development of a 1435 mm standard gauge railway line in the Rail Baltic/Rail Baltica (RB) corridor through Estonia, Latvia and Lithuania (Part II)	Ongoing	Pre-identified projects on the Core Network corridors	Mixed	31/12/2020	130,193,541	10,969,855	153,168,872	12,905,712
2016-EU-TMC-0116-M	Rail Baltica - 1435 mm standard gauge railway line development in Estonia, Latvia and Lithuania (Part III)	Ongoing	Pre-identified projects on the Core Network corridors	Mixed	31/12/2023	110,471,837	1,693,582	129,966,867	1,992,449
<b>Road</b>						<b>14,503,000</b>	<b>3,300,000</b>	<b>29,006,000</b>	<b>6,600,000</b>
2014-EU-TM-0643-S	H2Nodes – evolution of a European hydrogen refuelling station network by mobilising the local demand and value chains	Ongoing	New technologies and innovation	Studies	31/12/2018	14,503,000	3,300,000	29,006,000	6,600,000

### 3. List of projects located in Estonia without Estonian beneficiaries

Transport Mode / Project Code	Title	Project Status	Priority	Type	Actual End Date	Actual CEF co-funding (at project level) (€)	Out of which: Actual CEF co-funding for Estonian Beneficiaries (€)	Eligible costs (at project level) (€)	Out of which: Eligible costs for Estonian Beneficiaries (€)
<b>Road</b>						<b>29,300,331</b>		<b>146,501,653</b>	
2017-EU-TM-0068-W	MEGA-E: Metropolitan Greater Areas - Electric	Ongoing	New technologies and innovation	Works	31/12/2021	29,300,331		146,501,653	