



European
Commission

CONNECTING EUROPE FACILITY (CEF) – Transport grants 2014-2018



DENMARK

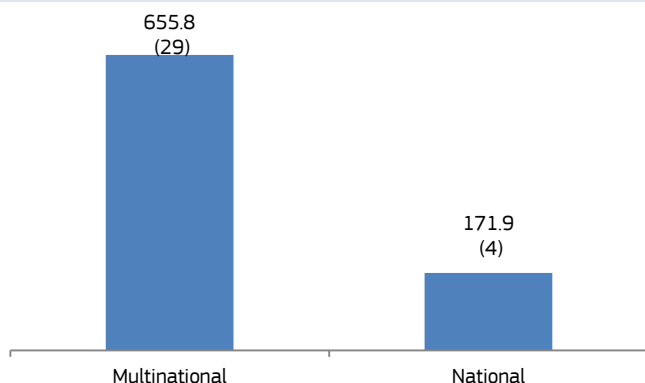
1. Key facts and figures

State of play

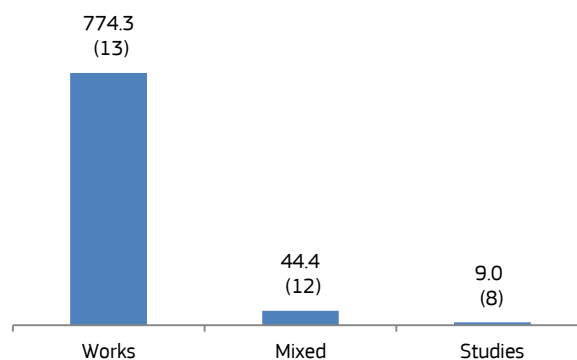
Danish beneficiaries participate in **33 projects** and receive **€827.7 million in CEF Transport co-funding**, with investments in these projects of €2.5 billion.¹

Additionally 5 projects are located in Denmark but without the involvement of Danish beneficiaries. These projects correspond to a total of €80.3 million of CEF Transport funding and a total investment of €365.3 million.

CEF Transport funding per national/multinational projects - € million (number of projects)

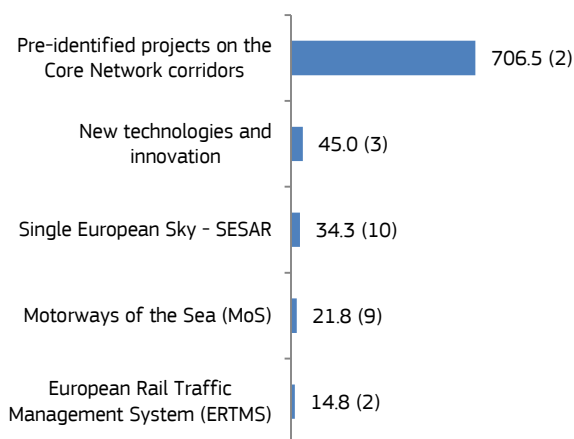


CEF Transport funding per type (works/studies) € million (number of projects)



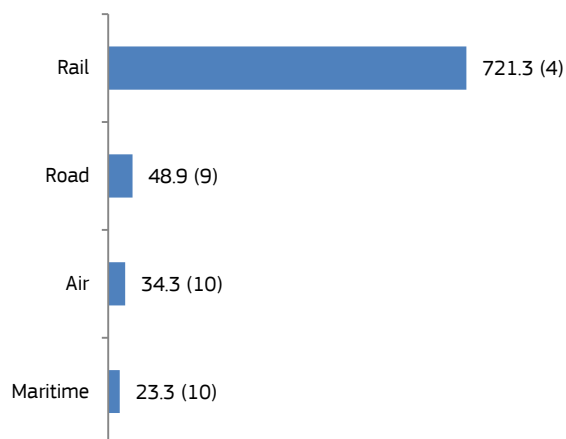
CEF Transport funding top 5 priorities

€ million (number of projects)



CEF Transport funding per transport mode

€ million (number of projects)



¹State of play: January 2019. The charts refer to the actual (or final for closed actions) CEF Transport funding/investments of Danish beneficiaries. They exclude the projects located in Denmark where no Danish beneficiary is involved. For details on such projects please refer to Section 3.

2. List of projects with Danish beneficiaries

Transport Mode / Project Code	Title	Project Status	Priority	Type	Actual End Date	Actual CEF co-funding (at project level) (€)	Out of which: Actual CEF co-funding for Danish Beneficiaries (€)	Eligible costs (at project level) (€)	Out of which: Eligible costs for Danish Beneficiaries (€)
Air						1,355,360,753	34,261,301	2,946,323,737	77,844,744
2014-EU-TM-0136-M	DP Implementation – call CEF 2014	Ongoing	Single European Sky - SESAR	Mixed	31/12/2020	318,576,896	1,193,792	643,794,513	2,387,583
2014-EU-TM-0376-M	Speeding up harmonisation and convergence of the ATM	Ongoing	Single European Sky - SESAR	Mixed	30/06/2017	12,249,000	3,156,000	24,498,000	6,312,000
2015-EU-TM-0103-W	DK-SE FAB Operational Harmonisation	Ongoing	Single European Sky - SESAR	Works	31/12/2020	1,125,103	566,302	2,250,205	1,132,603
2015-EU-TM-0193-M	SESAR Deployment Programme implementation 2015 – Cluster 1	Ongoing	Single European Sky - SESAR	Mixed	31/12/2018	104,767,458	5,090,517	252,458,718	12,627,351
2015-EU-TM-0196-M	SESAR Deployment Programme implementation 2015 – Cluster 2	Ongoing	Single European Sky - SESAR	Mixed	31/12/2020	366,734,853	14,008,503	852,846,393	34,225,378
2015-EU-TM-0197-M	SESAR Deployment Programme implementation 2015 – Cluster 3	Ongoing	Single European Sky - SESAR	Mixed	31/12/2020	52,231,657	1,442	63,782,919	2,883
2015-EU-TM-0387-S	Convergence of DSNA and COOPANS ATM Systems step 1B (CODACAS 1B) - General part	Ongoing	Single European Sky - SESAR	Studies	30/06/2018	2,317,500	404,000	4,635,000	808,000
2016-EU-TM-0117-M	SESAR Deployment Programme implementation 2016 – Cluster 1: General	Ongoing	Single European Sky - SESAR	Mixed	31/12/2020	261,031,311	2,072,792	634,599,805	4,813,037
2016-EU-TMC-0113-M	SESAR Deployment Programme implementation 2016 – Cluster 2: Cohesion	Ongoing	Single European Sky - SESAR	Mixed	31/12/2020	7,973,401	413	9,418,871	825
2017-EU-TM-0076-M	SESAR Deployment Programme Implementation - 2017	Ongoing	Single European Sky - SESAR	Mixed	31/12/2023	228,353,574	7,767,542	458,039,313	15,535,084
Maritime						71,488,134	23,308,252	182,775,953	68,898,455
2014-EU-TA-0314-W	Nordic Maritime Hub - Linking Northern Denmark to Core Network Corridors and Motorways of the Sea	Ongoing	Projects on the Core and Comprehensive Networks	Works	31/08/2019	1,551,860	1,543,860	7,759,300	7,719,300
2014-EU-TM-0152-M	FAMOS Freja: Finalising Surveys for the Baltic Motorways of the Sea	Closed	Motorways of the Sea (MoS)	Mixed	31/12/2016	10,033,480	1,952,211	28,543,427	5,553,685
2014-EU-TM-0206-S	STM Validation Project	Ongoing	Motorways of the Sea (MoS)	Studies	31/12/2018	21,488,717	438,000	42,977,434	876,000

Transport Mode / Project Code	Title	Project Status	Priority	Type	Actual End Date	Actual CEF co-funding (at project level) (€)	Out of which: Actual CEF co-funding for Danish Beneficiaries (€)	Eligible costs (at project level) (€)	Out of which: Eligible costs for Danish Beneficiaries (€)
2014-EU-TM-0385-M	Environmental compliance and upgrade of the North Sea MoS Felixstowe-Vlaardingen	Closed	Motorways of the Sea (MoS)	Works	31/12/2016	1,302,000	1,191,000	4,340,000	3,970,000
2014-EU-TM-0396-M	Environmental compliance and upgrade of the North Sea MoS Esbjerg-Immingham	Closed	Motorways of the Sea (MoS)	Works	31/12/2016	3,060,988	2,742,831	10,203,292	9,142,770
2014-EU-TM-0428-M	Environmental compliance and service upgrade of the North Sea MoS Cuxhaven-Immingham	Terminated	Motorways of the Sea (MoS)	Works	31/12/2016	-	-	-	-
2014-EU-TM-0489-S	Zero Emission Ferries - a green link across the Öresund	Ongoing	Motorways of the Sea (MoS)	Studies	31/12/2017	13,150,000	6,137,500	26,300,000	12,275,000
2014-EU-TM-0520-M	Motorway of the Sea Rostock-Gedser - Part 2	Ongoing	Motorways of the Sea (MoS)	Mixed	31/12/2017	6,331,500	5,772,000	21,105,000	19,240,000
2015-EU-TM-0132-M	FAMOS Odin: Finalising Surveys for the Baltic Motorways of the Sea	Ongoing	Motorways of the Sea (MoS)	Mixed	31/12/2018	10,789,590	2,030,850	28,947,500	5,121,700
2016-EU-TM-0256-W	Nordic Maritime Link - Connecting the ScanMed Corridor via Integrated MoS	Ongoing	Motorways of the Sea (MoS)	Works	31/12/2018	3,780,000	1,500,000	12,600,000	5,000,000
Rail						721,317,324	721,317,324	2,089,673,196	2,089,673,196
2014-DK-TM-0183-W	ERTMS Trackside deployment along the section Copenhagen H – Køge Nord – Ringsted in East Denmark	Ongoing	European Rail Traffic Management System (ERTMS)	Works	09/12/2018	7,800,000	7,800,000	15,600,000	15,600,000
2014-DK-TM-0300-W	Retrofitment of vehicles with ERTMS baseline 3 - level 2	Ongoing	European Rail Traffic Management System (ERTMS)	Works	31/12/2018	7,004,475	7,004,475	14,008,950	14,008,950
2014-EU-TM-0221-W	The Fehmarnbelt Tunnel - The fixed rail link between Scandinavia and Germany	Ongoing	Pre-identified projects on the Core Network corridors	Works	31/12/2020	589,000,000	589,000,000	1,472,500,000	1,472,500,000
2017-DK-TM-0008-W	Implementing the Scan-Med Corridor - upgrading the Danish railway access line to the Fehmarnbelt tunnel (Phase 1)	Ongoing	Pre-identified projects on the Core Network corridors	Works	31/12/2023	117,512,849	117,512,849	587,564,246	587,564,246
Road						93,738,761	48,854,023	386,154,126	236,846,650

Transport Mode / Project Code	Title	Project Status	Priority	Type	Actual End Date	Actual CEF co-funding (at project level) (€)	Out of which: Actual CEF co-funding for Danish Beneficiaries (€)	Eligible costs (at project level) (€)	Out of which: Eligible costs for Danish Beneficiaries (€)
2014-EU-TA-0060-S	NordicWay	Ongoing	Other Telematic Application Systems	Studies	31/12/2017	2,600,000	200,000	5,200,000	400,000
2014-EU-TM-0213-M	Multimodal e-mobility connectivity for the Øresund Region (MECOR)	Ongoing	Nodes of the Core Network	Studies	31/12/2017	1,480,000	740,000	2,960,000	1,480,000
2014-EU-TM-0310-W	NEXT-ITS 2 – North European Cross-border ITS phase 2	Ongoing	Intelligent Transport Services for road (ITS)	Works	31/12/2017	7,180,000	1,160,000	35,900,000	5,800,000
2014-EU-TM-0317-S	EU ITS Platform	Ongoing	Intelligent Transport Services for road (ITS)	Studies	31/12/2020	6,474,875	96,125	12,949,750	192,250
2014-EU-TM-0477-S	GREAT (Green Region for Electrification and Alternatives fuels for Transport)	Ongoing	New technologies and innovation	Studies	31/03/2019	6,999,388	656,200	13,998,776	1,312,400
2016-EU-TM-0023-M	North European cross-border ITS phase 3 – NEXT-ITS 3	Ongoing	Intelligent Transport Services for road (ITS)	Mixed	31/12/2020	9,734,398	1,340,598	47,209,600	5,354,000
2016-EU-TM-0051-S	NordicWay2	Ongoing	Intelligent Transport Services for road (ITS)	Studies	31/12/2020	9,471,500	332,500	18,943,000	665,000
2016-EU-TM-0121-W	High speed electric mobility across Europe	Ongoing	New technologies and innovation	Works	31/12/2020	10,168,000	4,698,000	50,840,000	23,490,000
2017-DK-TM-0083-W	H2Bus Europe	Ongoing	New technologies and innovation	Works	31/12/2023	39,630,600	39,630,600	198,153,000	198,153,000

3. List of projects located in Denmark without Danish beneficiaries

Transport Mode / Project Code	Title	Project Status	Priority	Type	Actual End Date	Actual CEF co-funding (at project level) (€)	Out of which: Actual CEF co-funding for Danish Beneficiaries (€)	Eligible costs (at project level) (€)	Out of which: Eligible costs for Danish Beneficiaries (€)
Air						658,750		775,000	
2015-EU-TM-0388-S	Convergence of DSNA and COOPANS ATM Systems step 1B (CODACAS 1B) - Cohesion part	Ongoing	Single European Sky - SESAR	Studies	30/06/2018	658,750		775,000	
Rail						5,738,197		11,476,394	
2014-EU-TM-0279-S	Support to the implementation of ERTMS	Ongoing	European Rail Traffic Management System (ERTMS)	Studies	31/12/2017	5,738,197		11,476,394	
Road						73,891,459		353,000,047	
2016-EU-TM-0148-S	SOCRATES 2.0	Ongoing	Intelligent Transport Services for road (ITS)	Studies	31/12/2020	5,485,750		10,971,500	
2017-DE-TM-0064-W	EUROP-E: European Ultra-Charge Roll Out Project - Electric	Ongoing	New technologies and innovation	Works	31/12/2021	39,105,379		195,526,894	
2017-EU-TM-0068-W	MEGA-E: Metropolitan Greater Areas - Electric	Ongoing	New technologies and innovation	Works	31/12/2021	29,300,331		146,501,653	