



European
Commission

CONNECTING EUROPE FACILITY (CEF) – Transport grants 2014-2018



CROATIA

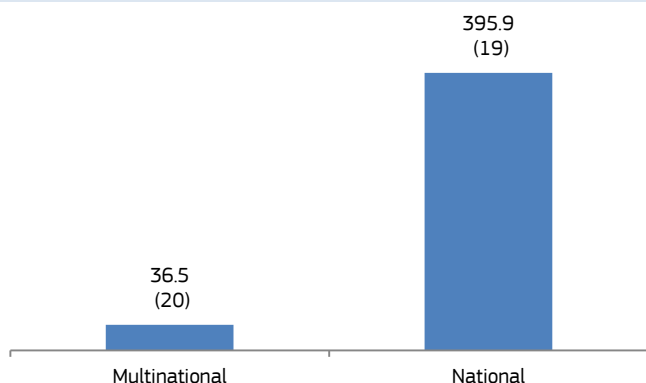
1. Key facts and figures

State of play

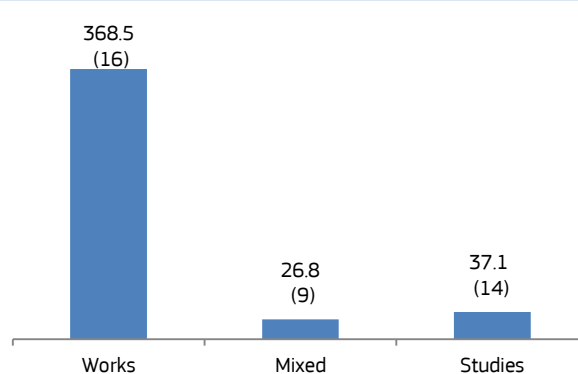
Croatian beneficiaries participate in **39 projects** and receive **€432.4 million in CEF Transport co-funding** (out of which €422 million come from the Cohesion envelope), with investments in these projects of €537.2 million.¹

Additionally 4 projects are located in Croatia but without the involvement of Croatian beneficiaries. These projects correspond to a total of €23.4 million of CEF Transport funding and a total investment of €85.4 million.

CEF Transport funding per national/multinational projects - € million (number of projects)




CEF Transport funding per type (works/studies) € million (number of projects)



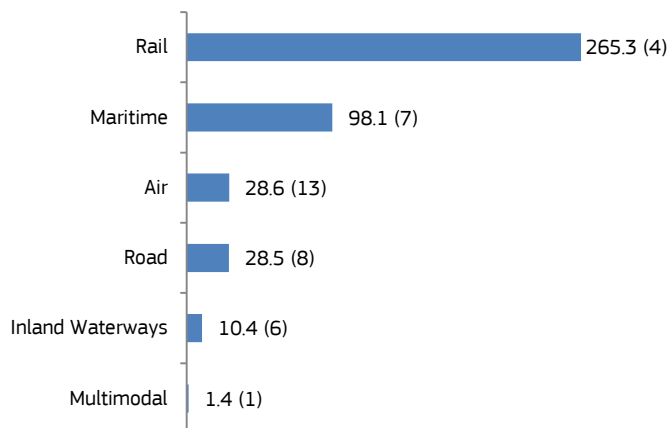
CEF Transport funding top 5 priorities

€ million (number of projects)



CEF Transport funding per transport mode

€ million (number of projects)



¹State of play: January 2019. The charts refer to the actual (or final for closed actions) CEF Transport funding/investments of Croatian beneficiaries. They exclude the projects located in Croatia where no Croatian beneficiary is involved. For details on such projects please refer to Section 3.

2. List of projects with Croatian beneficiaries

Transport Mode / Project Code	Title	Project Status	Priority	Type	Actual End Date	Actual CEF co-funding (at project level) (€)	Out of which: Actual CEF co-funding for Croatian Beneficiaries (€)	Eligible costs (at project level) (€)	Out of which: Eligible costs for Croatian Beneficiaries (€)
Air						1,358,737,233	28,613,834	2,948,034,511	40,170,637
2014-EU-TM-0136-M	DP Implementation – call CEF 2014	Ongoing	Single European Sky - SESAR	Mixed	31/12/2020	318,576,896	136,884	643,794,513	273,767
2014-EU-TM-0376-M	Speeding up harmonisation and convergence of the ATM	Ongoing	Single European Sky - SESAR	Mixed	30/06/2017	12,249,000	1,797,000	24,498,000	3,594,000
2015-EU-TM-0193-M	SESAR Deployment Programme implementation 2015 – Cluster 1	Ongoing	Single European Sky - SESAR	Mixed	31/12/2018	104,767,458	132	252,458,718	264
2015-EU-TM-0196-M	SESAR Deployment Programme implementation 2015 – Cluster 2	Ongoing	Single European Sky - SESAR	Mixed	31/12/2020	366,734,853	1,034	852,846,393	2,068
2015-EU-TM-0197-M	SESAR Deployment Programme implementation 2015 – Cluster 3	Ongoing	Single European Sky - SESAR	Mixed	31/12/2020	52,231,657	11,264,314	63,782,919	13,252,178
2015-EU-TM-0388-S	Convergence of DSNA and COOPANS ATM Systems step 1B (CODACAS 1B) - Cohesion part	Ongoing	Single European Sky - SESAR	Studies	30/06/2018	658,750	658,750	775,000	775,000
2015-HR-TM-0023-M	Implementation of the A-SMGCS at Zagreb International Airport	Ongoing	Single European Sky - SESAR	Mixed	30/11/2018	3,726,145	3,726,145	4,383,700	4,383,700
2016-EU-TM-0117-M	SESAR Deployment Programme implementation 2016 – Cluster 1: General	Ongoing	Single European Sky - SESAR	Mixed	31/12/2020	261,031,311	36,328	634,599,805	84,206
2016-EU-TMC-0075-S	eGAFOR	Ongoing	Single European Sky - SESAR	Studies	31/12/2020	1,656,650	340,000	1,949,000	400,000
2016-EU-TMC-0113-M	SESAR Deployment Programme implementation 2016 – Cluster 2: Cohesion	Ongoing	Single European Sky - SESAR	Mixed	31/12/2020	7,973,401	4,655,885	9,418,871	5,477,525
2016-HR-TMC-0165-W	Croatia Airlines joining EGNOS family	Ongoing	Single European Sky - SESAR	Works	15/12/2019	627,537	627,537	738,279	738,279
2017-EU-TM-0076-M	SESAR Deployment Programme Implementation - 2017	Ongoing	Single European Sky - SESAR	Mixed	31/12/2023	228,353,574	5,219,825	458,039,313	10,439,650
2017-HR-TM-0100-W	Implementation of ADS - B OUT function on Dash-8 and Airbus fleet	Ongoing	Single European Sky - SESAR	Works	01/05/2020	150,000	150,000	750,000	750,000
Inland Waterways						42,410,077	10,400,733	62,184,695	16,118,539

Transport Mode / Project Code	Title	Project Status	Priority	Type	Actual End Date	Actual CEF co-funding (at project level) (€)	Out of which: Actual CEF co-funding for Croatian Beneficiaries (€)	Eligible costs (at project level) (€)	Out of which: Eligible costs for Croatian Beneficiaries (€)
2014-EU-TM-0219-S	FAIRway Danube	Ongoing	Pre-identified projects on the Core Network corridors	Studies	30/06/2020	323,161	-	646,322	-
2014-EU-TMC-0231-S	FAIRway Danube	Ongoing	Pre-identified projects on the Core Network corridors	Studies	30/06/2020	19,304,293	1,899,490	22,710,933	2,234,694
2015-EU-TM-0036-W	River Information Services Corridor Management Execution (Cohesion Call)	Ongoing	River Information Services (RIS)	Works	31/12/2020	5,718,661	1,323,960	6,727,837	1,557,600
2015-EU-TM-0038-W	River Information Services Corridor Management Execution (General Call)	Ongoing	River Information Services (RIS)	Works	31/12/2020	9,886,679	-	19,773,358	-
2016-HR-TMC-0017-W	Slavonski Brod Port infrastructure construction and upgrade	Ongoing	Pre-identified projects on the Core Network corridors	Works	31/03/2020	6,625,741	6,625,741	11,677,373	11,677,373
2016-HR-TMC-0122-S	Preparation of EIA Study and Design Documentation for the river Sava IW section between rkm 329 to 315 and 312+200 to 300	Ongoing	Pre-identified projects on the Core Network corridors	Studies	31/12/2020	551,541	551,541	648,872	648,872
Maritime						98,088,664	98,088,664	129,265,916	129,265,916
2014-EU-TMC-0700-S	Sustainable LNG Operations for Ports and Shipping - Innovative Pilot Actions (GAINN4MOS)	Ongoing	Motorways of the Sea (MoS)	Studies	30/09/2019	1,307,725	1,307,725	1,538,500	1,538,500
2014-HR-TMC-0144-W	Port of Rijeka multimodal platform development and interconnection to Adriatic Gate container terminal (POR2CORE-AGCT)	Ongoing	Pre-identified projects on the Core Network corridors	Works	31/12/2019	30,222,600	30,222,600	35,556,000	35,556,000
2015-HR-TM-0032-W	Upgrade of the Rijeka Port infrastructure - Zagreb Pier container terminal (POR2CORE-ZCT)	Ongoing	Pre-identified projects on the Core Network corridors	Works	31/12/2020	26,849,056	26,849,056	31,587,125	31,587,125
2015-HR-TM-0399-W	Upgrade of the Rijeka Port infrastructure - General cargo terminal (POR2CORE-GCT)	Ongoing	Pre-identified projects on the Core Network corridors	Works	31/12/2019	3,132,042	3,132,042	6,914,000	6,914,000

Transport Mode / Project Code	Title	Project Status	Priority	Type	Actual End Date	Actual CEF co-funding (at project level) (€)	Out of which: Actual CEF co-funding for Croatian Beneficiaries (€)	Eligible costs (at project level) (€)	Out of which: Eligible costs for Croatian Beneficiaries (€)
2016-HR-TMC-0067-W	Upgrade of the Rijeka Port infrastructure - Rijeka Basin (POR2CORE-Rijeka Basin)	Ongoing	Pre-identified projects on the Core Network corridors	Works	31/12/2020	28,614,466	28,614,466	33,664,078	33,664,078
2016-HR-TMC-0171-W	Upgrade of the Rijeka Port infrastructure - Bakar bulk cargo terminal (POR2CORE-BCTB)	Ongoing	Pre-identified projects on the Core Network corridors	Works	31/12/2019	5,180,464	5,180,464	6,094,664	6,094,664
2017-HR-TM-0139-W	Upgrade of the Rijeka Port infrastructure - AGCT dredging (POR2CORE-AGCT dredging)	Ongoing	Pre-identified projects on the Core Network corridors	Works	30/06/2020	2,782,310	2,782,310	13,911,549	13,911,549
Multimodal						1,411,000	1,411,000	1,660,000	1,660,000
2016-HR-TMC-0082-S	Upgrade of the Rijeka Port infrastructure - Port Community System (POR2CORE-PCS)	Ongoing	Multimodal logistics platforms	Studies	31/12/2020	1,411,000	1,411,000	1,660,000	1,660,000
Rail						265,331,263	265,331,263	312,154,427	312,154,427
2014-HR-TMC-0316-S	Preparation for construction of second track, upgrade and modernisation on railway line section Škrljevo-Rijeka-Jurdani	Ongoing	Pre-identified projects on the Core Network corridors	Studies	31/12/2019	8,500,000	8,500,000	10,000,000	10,000,000
2015-HR-TM-0106-W	Upgrade of existing and construction of second track on the Križevci - Koprivnica - state border railway line section	Ongoing	Pre-identified projects on the Core Network corridors	Works	31/12/2020	241,346,218	241,346,218	283,936,727	283,936,727
2016-HR-TMC-0070-S	Designs for the upgrade of the railway section Oštarije – Škrljevo	Ongoing	Pre-identified projects on the Core Network corridors	Studies	31/12/2020	5,950,000	5,950,000	7,000,000	7,000,000
2016-HR-TMC-0081-S	Preparation of design documents for the upgrade of the Okučani – Vinkovci railway section	Ongoing	Pre-identified projects on the other sections of the Core Network	Studies	31/12/2020	9,535,045	9,535,045	11,217,700	11,217,700
Road						53,036,738	28,543,659	67,613,910	37,843,341
2015-EU-TM-0104-S	SILNGT Small Scale TRANSPORT	Ongoing	New technologies and innovation	Studies	30/09/2019	1,237,700	300,000	2,475,400	600,000
2015-EU-TM-0204-S	EAST-E	Ongoing	New technologies and innovation	Studies	31/12/2018	5,055,800	1,622,932	5,948,000	1,909,332

Transport Mode / Project Code	Title	Project Status	Priority	Type	Actual End Date	Actual CEF co-funding (at project level) (€)	Out of which: Actual CEF co-funding for Croatian Beneficiaries (€)	Eligible costs (at project level) (€)	Out of which: Eligible costs for Croatian Beneficiaries (€)
2015-HR-TM-0114-W	Crocodile II Croatia	Ongoing	Intelligent Transport Services for road (ITS)	Works	30/09/2019	9,312,600	9,312,600	10,956,000	10,956,000
2015-HR-TM-0390-W	Construction of the Svilaj Bridge across Sava river on the border between the Republic of Croatia and Bosnia and Herzegovina	Ongoing	Pre-identified projects on the Core Network corridors	Works	31/12/2018	7,194,077	7,194,077	12,410,000	12,410,000
2016-EU-TMC-0344-W	Comprehensive fast-charging corridor network in South East Europe	Ongoing	New technologies and innovation	Works	31/12/2020	3,428,360	940,120	4,285,450	1,175,150
2016-EU-TMC-0350-S	NEXT-E	Ongoing	New technologies and innovation	Studies	31/12/2020	18,844,500	4,013,091	22,170,000	4,721,283
2016-EU-TMC-0351-S	URBAN-E: e-Mobility, Infrastructure and Innovative Intermodal Services in Ljubljana, Bratislava and Zagreb	Ongoing	Nodes of the Core Network	Studies	31/12/2020	3,802,101	999,240	4,473,060	1,175,576
2016-HR-TMC-0162-W	CROCODILE 3 Croatia	Ongoing	Intelligent Transport Services for road (ITS)	Works	31/12/2020	4,161,600	4,161,600	4,896,000	4,896,000

3. List of projects located in Croatia without Croatian beneficiaries

Transport Mode / Project Code	Title	Project Status	Priority	Type	Actual End Date	Actual CEF co-funding (at project level) (€)	Out of which: Actual CEF co-funding for Croatian Beneficiaries (€)	Eligible costs (at project level) (€)	Out of which: Eligible costs for Croatian Beneficiaries (€)
Air						2,317,500		4,635,000	
2015-EU-TM-0387-S	Convergence of DSNA and COOPANS ATM Systems step 1B (CODACAS 1B) - General part	Ongoing	Single European Sky - SESAR	Studies	30/06/2018	2,317,500		4,635,000	
Rail						8,138,197		16,276,394	
2014-EU-TM-0279-S	Support to the implementation of ERTMS	Ongoing	European Rail Traffic Management System (ERTMS)	Studies	31/12/2017	5,738,197		11,476,394	
2014-IT-TM-0089-S	Upgrade and Strengthening of Rail Freight Corridor 6 - Mediterranean Corridor including Extension to Croatia.	Ongoing	Rail interoperability	Studies	31/12/2018	2,400,000		4,800,000	
Road						12,906,317		64,531,584	
2017-EU-TM-0165-W	MULTI-E: Multiple Urban and Long-distance Transport Initiatives – Electric and CNG	Ongoing	New technologies and innovation	Works	31/12/2023	12,906,317		64,531,584	