

## CONNECTING EUROPE FACILITY (CEF) – Transport grants 2014-2019



**POLAND**

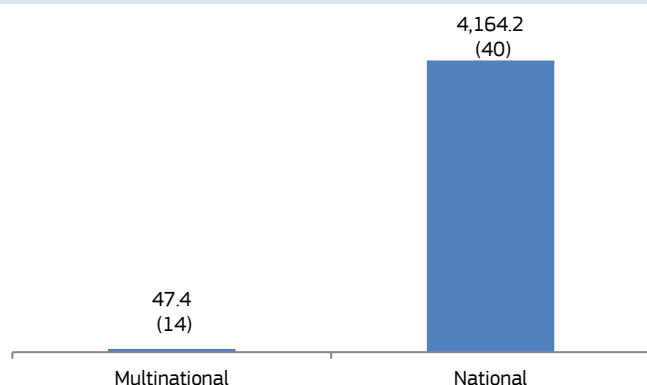
### 1. Key facts and figures

#### State of play

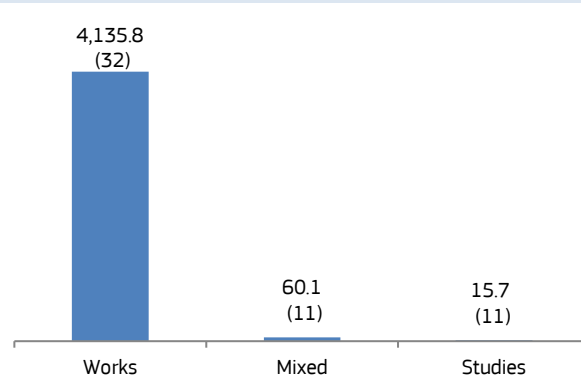
Polish beneficiaries participate in **54 projects** and receive **€4.2 billion in CEF Transport co-funding** (out of which €4.1 billion come from the Cohesion envelope), with investments in these projects of €6 billion.<sup>1</sup>

Additionally 12 projects are located in Poland but without the involvement of Polish beneficiaries. These projects correspond to a total of €154.2 million of CEF Transport funding and a total investment of €593.4 million.

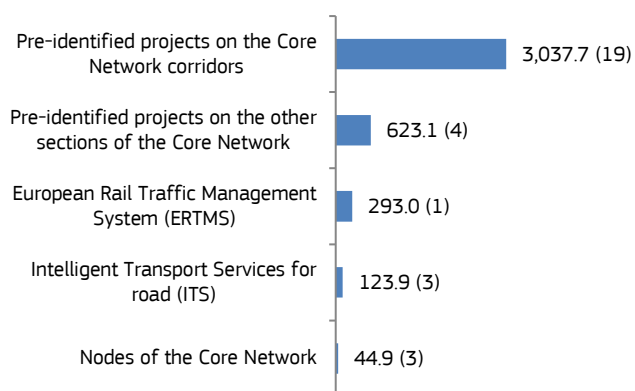
#### CEF Transport funding per national/multinational projects - € million (number of projects)



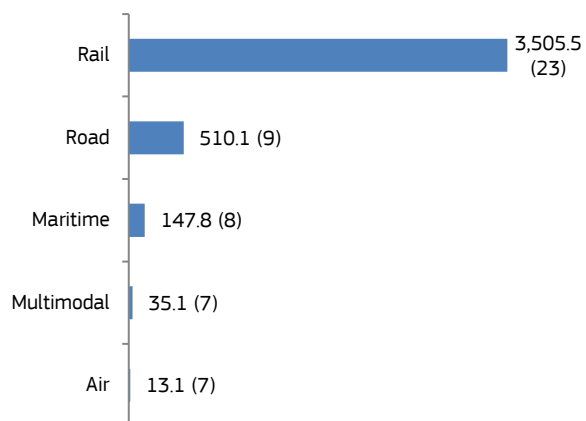
#### CEF Transport funding per type (works/studies) € million (number of projects)



#### CEF Transport funding top 5 priorities € million (number of projects)



#### CEF Transport funding per transport mode € million (number of projects)



<sup>1</sup>State of play: June 2019, including grants under preparation following the 2018 MAP call. The charts refer to the actual (or final for closed actions) CEF Transport funding/investments of Polish beneficiaries. They exclude the projects located in Poland where no Polish beneficiary is involved. For details on such projects please refer to Section 3.

## 2. List of projects with Polish beneficiaries

Transport Mode / Project Code	Title	Project Status	Priority	Type	Actual End Date	Actual CEF co-funding (at project level) (€)	Out of which: Actual CEF co-funding for Polish Beneficiaries (€)	Eligible costs (at project level) (€)	Out of which: Eligible costs for Polish Beneficiaries (€)
<b>Air</b>						<b>1,322,754,320</b>	<b>13,086,589</b>	<b>2,882,341,117</b>	<b>25,544,727</b>
2014-EU-TM-0136-M	DP Implementation – call CEF 2014	Ongoing	Single European Sky – SESAR	Mixed	31-12-2020	318,576,896	3,301,105	643,794,513	6,602,210
2015-EU-TM-0193-M	SESAR Deployment Programme implementation 2015 – Cluster 1	Ongoing	Single European Sky – SESAR	Mixed	31-12-2019	99,643,046	769	242,209,893	1,537
2015-EU-TM-0196-M	SESAR Deployment Programme implementation 2015 – Cluster 2	Ongoing	Single European Sky – SESAR	Mixed	31-12-2020	360,381,693	6,013	840,140,072	12,025
2015-EU-TM-0197-M	SESAR Deployment Programme implementation 2015 – Cluster 3	Ongoing	Single European Sky – SESAR	Mixed	31-12-2020	47,660,373	3,040,764	58,404,938	3,577,628
2016-EU-TM-0117-M	SESAR Deployment Programme implementation 2016 – Cluster 1: General	Ongoing	Single European Sky – SESAR	Mixed	31-12-2020	260,165,338	5,765,265	630,333,517	13,405,979
2016-EU-TMC-0113-M	SESAR Deployment Programme implementation 2016 – Cluster 2: Cohesion	Ongoing	Single European Sky – SESAR	Mixed	31-12-2020	7,973,401	90	9,418,871	180
2017-EU-TM-0076-M	SESAR Deployment Programme Implementation – 2017	Ongoing	Single European Sky – SESAR	Mixed	31-12-2023	228,353,574	972,584	458,039,313	1,945,168
<b>Maritime</b>						<b>175,576,753</b>	<b>147,847,095</b>	<b>383,059,655</b>	<b>277,163,293</b>
2014-EU-TM-0640-M	Sweden-Poland Sustainable Sea-Hinterland Services “Sustainable Swinoujscie-Trelleborg MoS based on upgrading port infrastructure, developing intermodal transport and integrating hinterland corridors.”	Ongoing	Motorways of the Sea (MoS)	Mixed	31-12-2019	2,480,000		5,357,500	

Transport Mode / Project Code	Title	Project Status	Priority	Type	Actual End Date	Actual CEF co-funding (at project level) (€)	Out of which: Actual CEF co-funding for Polish Beneficiaries (€)	Eligible costs (at project level) (€)	Out of which: Eligible costs for Polish Beneficiaries (€)
2014-EU-TMC-0641-M	Sweden-Poland Sustainable Sea-Hinterland Services "Sustainable Swinoujście-Trelleborg MoS based on upgrading port infrastructure, developing intermodal transport and integrating hinterland corridors."	Ongoing	Motorways of the Sea (MoS)	Mixed	31-12-2019	22,437,167	22,437,167	29,812,872	29,812,872
2015-PL-TM-0280-S	Design and environment documentation for the expansion and modernization of core network node in the Port of Gdańsk concerning road and rail infrastructure	Ongoing	Nodes of the Core Network	Studies	30-11-2018	527,492	527,492	1,054,984	1,054,984
2015-PL-TM-0413-W	Modernisation of the fairway, expansion of the quays and improvement of navigation in the Internal Port in Gdansk	Ongoing	Pre-identified projects on the Core Network corridors	Works	31-12-2020	93,735,340	93,735,340	110,276,871	110,276,871
2016-EU-TM-0290-M	Sweden-Poland Sustainable Sea-Hinterland Services III	Ongoing	Motorways of the Sea (MoS)	Mixed	31-12-2019	955,740	84,000	3,245,800	180,000
2017-PL-TM-0038-W	Expansion of the Northern quay at the peninsular breakwater in the Port of Gdańsk	Pre-terminated	Pre-identified projects on the Core Network corridors	Works	31-12-2021	19,914,950	19,914,950	99,574,749	99,574,749
2017-EU-TM-0166-W	Cargo capacity upgrade and LNG bunkering. Świnoujście – Ystad maritime link	Ongoing	Motorways of the Sea (MoS)	Works	31-08-2022	34,853,564	10,475,645	132,391,879	34,918,817
2018-PL-TM-0023-S	Feasibility study and technical documentation of the intelligent cargo road traffic management system in Port of Gdynia	GA Preparation	New technologies and innovation	Studies	30-04-2022	672,500	672,500	1,345,000	1,345,000
<b>Multimodal</b>						<b>36,454,171</b>	<b>35,094,171</b>	<b>76,571,912</b>	<b>73,851,912</b>
2014-EU-TM-0686-S	e-Freight Implementation Action (e-Impact)	Ongoing	New technologies and innovation	Studies	30-06-2018	1,950,000	590,000	3,900,000	1,180,000

Transport Mode / Project Code	Title	Project Status	Priority	Type	Actual End Date	Actual CEF co-funding (at project level) (€)	Out of which: Actual CEF co-funding for Polish Beneficiaries (€)	Eligible costs (at project level) (€)	Out of which: Eligible costs for Polish Beneficiaries (€)
2015-PL-TM-0372-M	Extension and modernisation of road and railway network in the Gdansk outer port	Ongoing	Multimodal logistics platforms	Mixed	31-12-2020	24,450,726	24,450,726	28,765,560	28,765,560
2016-PL-TM-0026-S	Feasibility study for the construction of rapid non-collision urban rail transport in Krakow	Ongoing	Nodes of the Core Network	Studies	21-12-2020	1,175,000	1,175,000	2,350,000	2,350,000
2016-PL-TM-0268-S	The construction of a pilot docking station, as a part of an LNG distribution system based on cryogenic tank containers	Ongoing	New technologies and innovation	Studies	03-12-2020	945,291	945,291	1,890,582	1,890,582
2017-PL-TM-0157-W	PURE H2 - Hydrogen Purifying Unit and Filling Infrastructure	Ongoing	New technologies and innovation	Works	05-11-2021	1,983,504	1,983,504	9,917,520	9,917,520
2018-PL-TM-0028-W	Eliminating 'last mile' bottlenecks – construction of the overflow car park at the ferry terminal in Swinoujscie	GA Preparation	Multimodal logistics platforms	Works	30-09-2021	2,077,868	2,077,868	10,389,341	10,389,341
2018-PL-TM-0093-W	Expansion and modernization of core network node in the sea Port concerning road and rail access infrastructure	GA Preparation	Multimodal logistics platforms	Works	31-12-2023	3,871,782	3,871,782	19,358,909	19,358,909
<b>Rail</b>						<b>3,505,475,433</b>	<b>3,505,475,433</b>	<b>4,639,403,848</b>	<b>4,639,403,848</b>
2014-PL-TMC-0180-W	Works on the E 59 railway line on the Wrocław – Poznań section, stage IV, border of Dolnośląskie Voivodeship – Czempin section.	Ongoing	Pre-identified projects on the Core Network corridors	Works	31-12-2020	226,496,522	226,496,522	295,032,593	295,032,593
2014-PL-TMC-0182-W	Works on the E75 railway line Sadowne – Czyżew section, along with the remaining works on the Warszawa Rembertów - Sadowne section	Ongoing	Pre-identified projects on the Core Network corridors	Works	31-12-2020	179,200,409	179,200,409	235,171,141	235,171,141
2014-PL-TMC-0185-W	Works on the E 20 railway line, Warsaw – Poznań section – remaining works, Sochaczew – Swarzędz section	Ongoing	Pre-identified projects on the Core Network corridors	Works	31-12-2020	347,816,102	347,816,102	462,706,002	462,706,002

Transport Mode / Project Code	Title	Project Status	Priority	Type	Actual End Date	Actual CEF co-funding (at project level) (€)	Out of which: Actual CEF co-funding for Polish Beneficiaries (€)	Eligible costs (at project level) (€)	Out of which: Eligible costs for Polish Beneficiaries (€)
2014-PL-TMC-0198-W	Works on the E 59 railway line, Poznań Główny-Szczecin Dąbie section.	Ongoing	Pre-identified projects on the Core Network corridors	Works	31-12-2020	407,532,937	407,532,937	495,300,118	495,300,118
2014-PL-TMC-0205-W	Works on railway line Warszawa Włochy - Grodzisk Mazowiecki (line no. 447)	Ongoing	Pre-identified projects on the Core Network corridors	Works	17-08-2020	50,345,030	50,345,030	67,586,294	67,586,294
2014-PL-TMC-0212-W	Works on the Warsaw ring railway (section Warszawa Gołębki/Warszawa Zachodnia - Warszawa Gdańska).	Ongoing	Pre-identified projects on the Core Network corridors	Works	28-02-2020	45,961,536	45,961,536	54,072,395	54,072,395
2015-PL-TM-0001-W	Modernisation of E 30 railway line, Zabrze - Katowice -Kraków section, stage IIb.	Ongoing	Pre-identified projects on the other sections of the Core Network	Works	31-12-2020	324,334,746	324,334,746	418,172,700	418,172,700
2015-PL-TM-0002-W	Works on the E75 railway line, Czyżew - Białystok section	Ongoing	Pre-identified projects on the Core Network corridors	Works	31-12-2020	283,249,774	283,249,774	371,718,863	371,718,863
2015-PL-TM-0004-W	Works on the railway line no E30, Kraków Główny Towarowy - Rudzice section, along with the construction of metropolitan line tracks	Ongoing	Pre-identified projects on the other sections of the Core Network	Works	31-12-2020	194,914,089	194,914,089	240,872,577	240,872,577
2015-PL-TM-0005-W	Works on railway lines no. 14 and 811 on the section Łódź Kaliska - Zduńska Wola- Ostrów Wielkopolski, stage I: Łódź Kaliska-Zduńska Wola	Ongoing	Nodes of the Core Network	Works	31-12-2020	43,162,749	43,162,749	66,805,060	66,805,060

Transport Mode / Project Code	Title	Project Status	Priority	Type	Actual End Date	Actual CEF co-funding (at project level) (€)	Out of which: Actual CEF co-funding for Polish Beneficiaries (€)	Eligible costs (at project level) (€)	Out of which: Eligible costs for Polish Beneficiaries (€)
2015-PL-TM-0006-W	Improving rail access to the Gdansk port	Ongoing	Pre-identified projects on the Core Network corridors	Works	31-12-2020	108,543,271	108,543,271	132,774,644	132,774,644
2015-PL-TM-0007-W	Works on the E 20 railway line, Siedlce - Terespol section, stage III - LCS Terespol	Ongoing	Pre-identified projects on the Core Network corridors	Works	31-12-2020	109,522,333	109,522,333	131,007,575	131,007,575
2015-PL-TM-0022-W	Electrification of railway lines no. 278 and 274, Węgliniec - Zgorzelec section	Ongoing	Pre-identified projects on the other sections of the Core Network	Works	31-12-2019	13,872,650	13,872,650	16,320,765	16,320,765
2015-PL-TM-0034-W	Improving rail access to the Gdynia port	Ongoing	Pre-identified projects on the Core Network corridors	Works	31-12-2020	162,235,595	162,235,595	190,865,406	190,865,406
2015-PL-TM-0037-S	Modernization of railway infrastructure at the Małaszewicze Transloading Zone forming part of the Rail Freight Corridor no. 8, at the border between the EU and Belarus – studies	Ongoing	Pre-identified projects on the Core Network corridors	Studies	31-12-2020	2,213,335	2,213,335	2,603,924	2,603,924
2015-PL-TM-0081-S	Works on primary passenger lines (E30 and E65) within the Śląskie Province, stage I: E65 railway line, Będzin - Katowice - Tychy - Czechowice Dziedzice - Zebrzydowice section - PREPARATORY WORKS	Ongoing	Pre-identified projects on the Core Network corridors	Studies	30-06-2019	7,569,926	7,569,926	8,905,795	8,905,795
2015-PL-TM-0125-W	Improving rail access to the Szczecin and Świnoujście seaports.	Ongoing	Pre-identified projects on the Core Network corridors	Works	31-12-2020	119,897,528	119,897,528	141,055,915	141,055,915

Transport Mode / Project Code	Title	Project Status	Priority	Type	Actual End Date	Actual CEF co-funding (at project level) (€)	Out of which: Actual CEF co-funding for Polish Beneficiaries (€)	Eligible costs (at project level) (€)	Out of which: Eligible costs for Polish Beneficiaries (€)
2016-PL-TA-0240-W	Acoustic modernisation of freight cars to adapt them to the functional and system requirements	Ongoing	Rail freight noise	Works	31-12-2020	1,775,723	1,775,723	8,878,617	8,878,617
2016-PL-TMC-0013-W	Works on the E30 railway line, Kędzierzyn Koźle – Opole Zachodnie section	Ongoing	Pre-identified projects on the other sections of the Core Network	Works	30-04-2023	90,015,564	90,015,564	142,384,631	142,384,631
2016-PL-TMC-0105-W	Works on primary passenger lines (E30 and E65) within the Silesian Province, stage I: E65 railway line, Będzin – Katowice – Tychy – Czechowice Dziedzice – Zebrzydowice; LOT C Most Wisła – Czechowice Dziedzice – Zabrzeg section	Ongoing	Pre-identified projects on the Core Network corridors	Works	31-12-2023	94,952,734	94,952,734	111,709,099	111,709,099
2016-PL-TMC-0135-W	Works on the E75 railway line, Białystok – Suwałki – Trakiszki (state border) section, Stage I Białystok – Ełk section	Ongoing	Pre-identified projects on the Core Network corridors	Works	29-12-2023	338,336,570	338,336,570	398,043,024	398,043,024
2016-PL-TMC-0136-W	Deployment of ERTMS/ETCS on the TEN-T core network lines	Ongoing	European Rail Traffic Management System (ERTMS)	Works	31-12-2023	292,979,264	292,979,264	344,681,487	344,681,487
2017-PL-TM-0054-W	Works on the E 59 railway line on the Wronki - Stonice section	Ongoing	Pre-identified projects on the Core Network corridors	Works	31-12-2022	60,547,045	60,547,045	302,735,223	302,735,223
<b>Road</b>						<b>524,100,529</b>	<b>510,088,754</b>	<b>954,420,539</b>	<b>903,568,789</b>
2014-EU-TM-0317-S	EU ITS Platform	Ongoing	Intelligent Transport Services for road (ITS)	Studies	31-12-2020	6,474,875	72,500	12,949,750	145,000

Transport Mode / Project Code	Title	Project Status	Priority	Type	Actual End Date	Actual CEF co-funding (at project level) (€)	Out of which: Actual CEF co-funding for Polish Beneficiaries (€)	Eligible costs (at project level) (€)	Out of which: Eligible costs for Polish Beneficiaries (€)
2014-EU-TM-0563-W	CROCODILE 2	Ongoing	Intelligent Transport Services for road (ITS)	Works	31-12-2019	8,257,000	647,600	41,285,000	3,238,000
2014-PL-TM-0341-S	Development of LNG infrastructure in Poland - the pilot project	Terminated	New technologies and innovation	Studies	30-06-2017	3,319	3,319	6,638	6,638
2014-PL-TMC-0207-W	The improvement of safety on the Central Railway Line by elimination of railway level crossings at km 127 and km 147 and construction of road viaducts	Closed	Safe and secure infrastructure	Works	30-06-2016	3,515,881	3,515,881	4,136,330	4,136,330
2014-PL-TMC-0214-W	Construction of S61 expressway Szczuczyn - Budzisko (state border)	Ongoing	Pre-identified projects on the Core Network corridors	Works	31-12-2022	379,583,347	379,583,347	742,824,553	742,824,553
2014-PL-TMC-0220-S	Study optimizing the functioning and deployment of alternative fuel stations of the TENT-T core network	Ongoing	New technologies and innovation	Studies	30-06-2018	1,518,950	1,518,950	1,787,000	1,787,000
2015-PL-TM-0093-W	National Road Traffic Management System on the TEN-T network - Phase I	Ongoing	Intelligent Transport Services for road (ITS)	Works	31-12-2020	123,211,577	123,211,577	144,954,797	144,954,797
2016-PL-TM-0281-S	LEM project – pilot implementation of electromobility along the TEN-T base network	Ongoing	New technologies and innovation	Studies	22-12-2020	400,477	400,477	800,953	800,953
2017-PL-TM-0164-W	Building a charging infrastructure for electric vehicles in order to decarbonize public transport in Warsaw	Ongoing	New technologies and innovation	Works	30-12-2022	1,135,103	1,135,103	5,675,517	5,675,517

### 3. List of projects located in Poland without Polish beneficiaries

Transport Mode / Project Code	Title	Project Status	Priority	Type	Actual End Date	Actual CEF co-funding (at project level) (€)	Out of which: Actual CEF co-funding for Polish Beneficiaries (€)	Eligible costs (at project level) (€)	Out of which: Eligible costs for Polish Beneficiaries (€)
<b>Rail</b>						<b>23,158,625</b>		<b>57,684,420</b>	
2014-EU-TM-0217-S	Establishment of Rail Freight Corridor „North Sea – Baltic“ and its further development aiming at improving conditions for international rail freight transport	Ongoing	Rail interoperability	Studies	31-12-2020	4,131,250		8,262,500	
2014-EU-TM-0279-S	Support to the implementation of ERTMS	Ongoing	European Rail Traffic Management System (ERTMS)	Studies	31-12-2017	5,738,197		11,476,394	
2014-EU-TM-0335-S	Studies and activities regarding enhancement of Baltic-Adriatic Rail Freight Corridor 5 offer	Ongoing	Rail interoperability	Studies	31-12-2020	1,455,000		2,910,000	
2015-CZ-TM-0295-W	Leo express ETCS B3 retrofit – Leo B3	Terminated	European Rail Traffic Management System (ERTMS)	Works	31-07-2019				
2016-EU-TA-0301-W	Silent Rail 2021 -Low noise retrofit existing rolling stock fleet GATX	Ongoing	Rail freight noise	Works	31-12-2020	2,180,032		10,900,162	
2017-AT-TM-0167-W	Cross-border TAF TSI Telematics investment Action	Ongoing	Rail interoperability	Works	31-12-2023	9,654,146		24,135,364	
<b>Road</b>						<b>131,004,806</b>		<b>535,694,272</b>	
2015-EU-TM-0422-S	LNG motion: Fuelling trucks with LNG/CNG along the core network	Ongoing	New technologies and innovation	Studies	31-12-2020	27,765,100		55,530,200	
2015-SK-TM-0320-S	NCE-FastEvNet	Ongoing	New technologies and innovation	Studies	30-03-2019	3,258,900		3,834,000	
2016-SK-TMC-0317-S	NCE-AdvancedEvNet	Ongoing	New technologies and innovation	Studies	30-06-2020	6,165,496		7,253,525	
2017-DE-TM-0064-W	EUROP-E: European Ultra-Charge Roll Out Project - Electric	Ongoing	New technologies and innovation	Works	31-12-2021	39,105,379		195,526,894	
2017-EU-TM-0068-W	MEGA-E: Metropolitan Greater Areas - Electric	Ongoing	New technologies and innovation	Works	31-12-2021	29,300,331		146,501,653	

Transport Mode / Project Code	Title	Project Status	Priority	Type	Actual End Date	Actual CEF co-funding (at project level) (€)	Out of which: Actual CEF co-funding for Polish Beneficiaries (€)	Eligible costs (at project level) (€)	Out of which: Eligible costs for Polish Beneficiaries (€)
2017-EU-TM-0080-W	BioLNG EuroNet	Ongoing	New technologies and innovation	Works	31-12-2023	25,409,600		127,048,000	