

## ANNEX II

### Food Aggregation Tables

## **Food Aggregation Tables - BELGIUM**

## BELGIUM – FOOD AGGREGATION TABLE FOR CEREALS AND CEREAL PRODUCTS

HOUSEHOLD BUDGET SURVEY 1987-1988	HOUSEHOLD BUDGET SURVEY 1996-1997	HOUSEHOLD BUDGET SURVEY 1999
<b>BREAD AND ROLLS</b>		
111401- Bread (different types) 111415	111421 White bread	111401, White bread 111402, 111411
111416*240 French type bread <sup>1</sup>	111422 Brown & semi-brown bread	111403, Brown & semi-brown bread 111404, 111412
111417*56 Rolls <sup>2</sup>	111423 Special bread	111405, Special bread 111406, 111413
	111424 French bread	111407 French bread
	111425 Rolls	111408 Rolls
		111414 Bread large size
		111415 Bread small size
	111499 Bread without specification	111499 Bread without specification
<b>BAKERY PRODUCTS (bread and rolls excluded)</b>		
111501*80 Croissants, couques <sup>3</sup>	111501 Croissants, couques	111501 Croissants, couques
111502 Dry sweets other than biscuits, cakes etc.	111502 Dry pastries (other than cookies) gauffres, etc.	111502 Dry pastries (other than cookies) gauffres, etc.
111507 Spiced bread	111507 Spiced bread	111507 Spiced bread
111508 Rusks	111508 Rusks, toasts	111508 Rusks, toasts
111503 Pastries and pies	111503 Pastries and pies (also frangipani)	111503 Pastries and pies (also frangipani)
111505 "Speculous"	111504 Cookies, galettes	111504 Cookies, galettes
111506 Salted biscuits	111505 Speculous	111505 Speculous
111504 Biscuits	111506 Salted biscuits	111506 Salted biscuits

## BELGIUM – FOOD AGGREGATION TABLE FOR CEREALS AND CEREAL PRODUCTS

HOUSEHOLD BUDGET SURVEY 1987-1988		HOUSEHOLD BUDGET SURVEY 1996-1997		HOUSEHOLD BUDGET SURVEY 1999	
<b>RICE, CEREALS AND PRODUCTS (flour and pasta excluded)</b>					
111601	Cereal and semolina based products for infants and dietetic use	111601	Dietetic products based on flour and starch	111601	Dietetic products based on flour and starch
111602	Tapioca/other semolina based products	111602	Tapioca and other starch based products	111602	Tapioca and other starch based products
111603	Other cereal based products	111603	Other cereals and cereal products	111603	Other cereals and cereal products
111101	Rice	111101	Rice and rice flakes	111101	Rice and rice flakes
111205	Barley malt	111204	Oat porridge, oat flakes	111204	Oat porridge, oat flakes
111206	Bran				
111204	Oat porridge, oat flakes				
<b>FLOUR</b>					
111201	Wheat flour	111201	Wheat flour	111201	Wheat flour
111202	Corn flour, rice flour, others	111202	Corn flour, rice flour, others	111202	Corn flour, rice flour, others
111203	Semolina	111203	Semolina	111203	Semolina
<b>PASTA</b>					
111301	Macaroni, spaghetti	111301	Macaroni, spaghetti, vermicelli, etc,	111301	Macaroni, spaghetti, vermicelli, etc,
111302*0.83	Mixed pasta dishes <sup>4</sup>	111302*0.83	Mixed pasta dishes <sup>4</sup>	111302*0.83	Mixed pasta dishes <sup>4</sup>

### NOTES FOR CEREALS:

**CER-1** Code “111416” (French type bread): each piece weights 240 g on average.

**CER-2** Code “111417” (rolls): each piece weights 56 g on average.

**CER-3** Code “111501” (HBS 1987-1988) (croissants, couques): the average weight for this code is 80 g per piece.

**CER-4** Code “111302”: (mixed pasta dishes): the ingredients of a 300 g package of mixed pasta dish is 250 g pasta and 50 g dried vegetables.

## BELGIUM – FOOD AGGREGATION TABLE FOR MEAT AND MEAT PRODUCTS

HOUSEHOLD BUDGET SURVEY 1987-1988	HOUSEHOLD BUDGET SURVEY 1996-1997	HOUSEHOLD BUDGET SURVEY 1999
<b>RED MEAT</b>		
<b>PORK MEAT (fresh and frozen)</b>		
112601*0.7 Minced meat <sup>1</sup>	112203 Pork meat (fresh)	112203 Pork meat (fresh)
112301 Pork chops	112299*0.45 Meat without specification (fresh) <sup>2</sup>	112303 Pork meat (frozen)
112302 Other pork meat	112399*0.45 Meat without specification (frozen) <sup>2</sup>	112299*0.45 Meat without specification (fresh) <sup>2</sup>
112303 Pork carcass	112501*0.50 Minced meat <sup>3</sup>	112399*0.45 Meat without specification (frozen) <sup>2</sup>
		112501*0.50 Minced meat <sup>3</sup>
<b>BEEF, VEAL AND CALF MEAT (fresh and frozen)</b>		
112101 Entrecotes, roast beef	112201 Beef meat (fresh)	112201 Beef meat (fresh)
112102 Standing beef		112301 Beef meat (frozen)
112103 Beef steak	112202 Veal meat (fresh)	112202 Veal meat (fresh)
112104 Minced beef steak		112302 Veal meat (frozen)
112105 Boiling beef	112299*0.15 Meat without specification (fresh) <sup>2</sup>	112299*0.15 Meat without specification (fresh) <sup>2</sup>
112106 Stew meat	112399*0.15 Meat without specification (frozen) <sup>2</sup>	112399*0.15 Meat without specification (frozen) <sup>2</sup>
112107 Beef carcass	112501*0.50 Minced meat <sup>3</sup>	112501*0.50 Minced meat <sup>3</sup>
112201 Veal	112511*0.95 American (prepared or not) <sup>4</sup>	112511 American not prepared
112202 Veal for stew	112233 Hamburgers and other kind of burgers (fresh)	112514*0.90 American prepared <sup>6</sup>
112204 Calf carcass		112233 Hamburgers and other kind of burgers (fresh)
112601*0.3 Minced meat <sup>1</sup>		112333 Hamburgers and other kind of burgers (frozen)
112906 Meat for hamburgers <sup>5</sup>		

## BELGIUM – FOOD AGGREGATION TABLE FOR MEAT AND MEAT PRODUCTS

HOUSEHOLD BUDGET SURVEY 1987-1988		HOUSEHOLD BUDGET SURVEY 1996-1997		HOUSEHOLD BUDGET SURVEY 1999	
<b>RED MEAT OTHER THAN PORK AND BEEF (fresh and frozen)</b>					
112401	Mutton/lamb meat (excl. offal)	112204	Sheep and lamb meat, fresh	112204	Sheep and lamb meat
112801	Game, fresh			112304	Sheep and lamb meat, frozen
112802	Game, frozen	112211	Rabbit, fresh	112211	Rabbit, fresh
112803	Other meat			112311	Rabbit, frozen
112705	Rabbit, fresh	112221	Game, fresh	112221	Game, fresh
112706	Rabbit, frozen			112321	Game, frozen
112501	Horse meat	112299*0.10	Meat without specification (fresh) <sup>2</sup>	112299*0.10	Meat without specification (fresh) <sup>2</sup>
		112399*0.10	Meat without specification (frozen) <sup>2</sup>	112399*0.10	Meat without specification (frozen) <sup>2</sup>
		112205	Horse meat (fresh)	112205	Horse meat (fresh)
				112305	Frozen horse meat
<b>OFFAL (fresh and frozen)</b>					
112203	Calf liver, kidneys, sweetbreads	112503	Offal: (liver- other than veal liver- heart, kidneys)	112503	Offal: (liver- other than veal liver- heart, kidneys)
112603	Offal			112513	Meat offal (chopped bone, meat pack, etc.)
<b>POULTRY (fresh and frozen)</b>					
112701	Chicken, fresh	112212	Chicken, chicken pieces, fresh	112212	Chicken, chicken pieces, fresh
112702	Hen, fresh			112312	Chicken, chicken pieces, frozen
112703	Poultry, fresh	112213	Hen, fresh	112213	Hen, fresh
112704	Poultry, frozen			112313	Hen, frozen
		112214	Other poultry, fresh	112214	Other poultry, fresh
		112299*0.30	Meat without specification (fresh) <sup>2</sup>	112314	Other poultry, frozen
		112399*0.30	Meat without specification (frozen) <sup>2</sup>	112299*0.30	Meat without specification (fresh) <sup>2</sup>
				112399*0.30	Meat without specification (frozen) <sup>2</sup>
112602	Fresh sausages	112502	Fresh sausages	112502	Fresh sausages
112605	Ham	112504	Bacon	112504	Bacon

## BELGIUM – FOOD AGGREGATION TABLE FOR MEAT AND MEAT PRODUCTS

HOUSEHOLD BUDGET SURVEY 1987-1988	HOUSEHOLD BUDGET SURVEY 1996-1997	HOUSEHOLD BUDGET SURVEY 1999
<b>CANNED MEAT AND MEAT PRODUCTS (continued)</b>		
112606 Dried sausages	112505 Ham	112505 Ham
112607 Pate	112506 Dry sausages (salami, etc.)	112506 Dry sausages (salami, etc.)
112608 Smoked and salted meat	112507 Liver pate, fatty liver pate others pates	112507 Liver pate, fatty liver pate others pates
112609 Non-canned meat products	112508 Salted and smoked meat	112508 Salted and smoked meat
112610 Other canned meat products (frankfurters)	112509 Other meat preparations (not canned)	112509 Other meat preparations (not canned)
112604 Bacon	112510 Canned meat preparations	112510 Canned meat preparations
<b>MEAT DISHES</b>		
112902 Prepared meat (no additions)	112602 Prepared meat, without addition of other food items	112602 Prepared meat, without addition of other food items
112903 Prepared meat with additions (preserved or not)	112603 Prepared meat, mixed with other ingredients (presented as "meat salads")	112603 Prepared meat, mixed with other ingredients (presented as "meat salads")
	112231 Skewers, sautés, gyros, fresh	112231 Skewers, sautés, gyros, fresh
112904 Frozen prepared meat	112232 Escalopes, cordon bleus, etc., fresh	112331 Skewers, sautés, gyros, frozen
		112232 Escalopes, cordon bleus, etc., fresh
112905 Meat for fondue etc.	112234 Fondue and gourmet dishes, fresh	112232 Escalopes, cordon bleus, etc., frozen
		112234 Fondue and gourmet dishes, fresh
		112334 Fondue and gourmet dishes, frozen

### NOTES FOR MEAT:

**MEAT-1** Code "112601" (minced meat): 70% pork and 30% beef.

**MEAT-2** Code "112299" (meat without specification, fresh) & 112399 (meat without specification, frozen): 45% pork, 15% beef, 10% other red meat and 30% poultry.

**MEAT-3** Code "112501" (minced meat): 50% beef, 50% pork meat.

**MEAT-4** Code "112511" (HBS 1996/1997) (American prepared or not): 95% beef meat and 5% mayonnaise.

**MEAT-5** Code "112906" (meat for hamburger): Hamburgers bought on the Belgian market (not as fast foods) are mainly uncooked beef meat.

**MEAT-6** Code "112514" (American prepared): 90% beef meat and 10% mayonnaise.

## BELGIUM – FOOD AGGREGATION TABLE FOR FISH AND SEAFOOD

HOUSEHOLD BUDGET SURVEY 1987-1988		HOUSEHOLD BUDGET SURVEY 1996-1997		HOUSEHOLD BUDGET SURVEY 1999	
<b>FISH (fresh, frozen and processed)</b>					
113101	Fresh sole	113201	Fresh sole	113105	Sardines
113102	Fresh plaice	113202	Fresh plaice	113201	Fresh sole
113103	Fresh cod	113203	Fresh cod	113202	Fresh plaice
113104	Other fresh saltwater fishes	113204	Fresh salmon	113203	Fresh cod
113107	Fresh freshwater fishes	113206	Other sea fish, sardines (fresh)	113204	Fresh salmon
		113207	Sweet water fishes (fresh)	113205	Fresh sardines
		113299	Fish without specification (fresh)	113206	Other sea fish, sardines (fresh)
				113207	Sweet water fishes (fresh)
				113299	Fish without specification (fresh)
113105	Frozen cod	113301	Frozen sole	113301	Frozen sole
113106	Other frozen saltwater fishes	113302	Frozen plaice	113302	Frozen plaice
113108	Frozen freshwater fishes	113303	Frozen cod	113303	Frozen cod
		113304	Frozen salmon	113304	Frozen salmon
		113306	Other sea fish, sardines (frozen)	113306	Other sea fish, sardines (frozen)
		113307	Sweet water fishes (frozen)	113307	Sweet water fishes (frozen)
113202	Canned herring	113404	Salmon (canned)	113403	Cod (canned)
113203	Canned salmon	113405	Sardines (canned)	113404	Salmon (canned)
113204	Canned sardines	113406	Other sea fish (canned)	113405	Sardines (canned)
113205*0.5	Other canned fish, only <sup>1</sup>	113407	Sweet water fishes (canned)	113406	Other sea fish (canned)
113201	Fish salted, dried, smoked	113499	Fish without specification (canned)	113407	Sweet water fishes (canned)
		113501	Salted, dried or cooked fish (canned)	113499	Fish without specification (canned)
				113501	Salted, dried or cooked fish (canned)



## BELGIUM – FOOD AGGREGATION TABLE FOR FISH AND SEAFOOD

HOUSEHOLD BUDGET SURVEY 1987-1988		HOUSEHOLD BUDGET SURVEY 1996-1997		HOUSEHOLD BUDGET SURVEY 1999	
<b>SEAFOOD</b>					
113109	Fresh crustaceans, molluscs	113208	Shrimps (fresh)	113208	Shrimps (fresh)
		113209	Mussels (fresh)	113209	Mussels (fresh)
		113210	Other crustaceans, shells, molluscs (fresh)	113210	Other crustaceans, shells, molluscs (fresh)
		113211	Caviar (fresh)	113211	Caviar (fresh)
113110	Frozen crustaceans, molluscs	113308	Shrimps (frozen)	113308	Shrimps (frozen)
		113309	Mussels (frozen)	113309	Mussels (frozen)
		113310	Other crustaceans, shells, molluscs (frozen)	113310	Other crustaceans, shells, molluscs (frozen)
				113399	Fish without specification (frozen)
113205*0.5	Other canned crustaceans, molluscs only <sup>1</sup>	113408	Shrimps (canned)	113408	Shrimps (canned)
		113409	Mussels (canned)	113409	Mussels (canned)
		113410	Other crustaceans, shells, molluscs (canned)	113410	Other crustaceans, shells, molluscs (canned)
		113411	Caviar (canned)	113411	Caviar (canned)
<b>FISH DISHES</b>					
113301	Fish dishes with other Products <sup>2</sup>	113601*0.75	Fish salads (no green vegetables included) <sup>4</sup>	113601*0.75	Fish salads (no green vegetables included) <sup>4</sup>
113302	Frozen prepared fish dishes <sup>3</sup>	113602* 0.5	Pickled fish etc. <sup>5</sup>	113602* 0.5	Pickled fish etc. <sup>5</sup>

### NOTES FOR FISH:

**FISH-1** Code “113205” (other canned fish, crustaceans, molluscs): 50% canned fish and 50% canned seafood.

**FISH-2** Code “113301”(fish dishes with other products): 75% fish, 25% vegetables and sauces.

**FISH-3** Code “113302” (frozen prepared fish dishes): 80% fish, 20% flour and spices.

**FISH-4** Code “113601” (fish salads): 75% fish, 25% dressing.

**FISH-5** Code “113602” (pickled fish): 50% fish, 50% various ingredients (pickled with brine, water, oil, vinegar, tomato sauce).

## BELGIUM – FOOD AGGREGATION TABLE FOR EGGS, MILK AND MILK PRODUCTS

HOUSEHOLD BUDGET SURVEY 1987-1988		HOUSEHOLD BUDGET SURVEY 1996-1997		HOUSEHOLD BUDGET SURVEY 1999	
<b>EGGS</b>					
114301	Eggs	114301/60 114302/60	Chicken eggs <sup>1</sup> Other eggs <sup>1</sup>	114301/60 114302/60	Chicken eggs <sup>1</sup> Other eggs <sup>1</sup>
<b>MILK</b>					
114101	Milk, whole fat	114101	Whole milk	114101	Whole milk
114102	Skimmed milk	114102	Skimmed and semi-skimmed milk	114102	Skimmed and semi-skimmed milk
114103*2.2	Condensed milk <sup>1</sup>	114103*2.2	Condensed milk <sup>1</sup>	114103*2.2	Condensed milk <sup>1</sup>
<b>CHEESE</b>					
114201	Cottage cheese, etc.	114201	White cheese, possibly with fruits	114201	White cheese, possibly with fruits
114202*1.5	Processed cheese	114202	Spread cheese	114202	Spread cheese
114203*1.5	Hard/semi-hard cheese <sup>2</sup>	114203*1.5	Hard and semi-hard cheese <sup>2</sup>	114203*1.5	Hard and semi-hard cheese <sup>2</sup>
114204	Soft cheese	114204	Soft cheese	114204	Soft cheese
114205*1.5	Cheese for diet <sup>2</sup>	114205*1.25	Cheese for diet <sup>2</sup>	114205*1.25	Cheese for diet <sup>2</sup>
114206*1.5	Variety of cheeses (Plateau de fromage) <sup>2</sup>	114206*1.5	Variety of cheeses (Plateau de fromage) <sup>2</sup>	114206*1.5	Variety of cheeses (Plateau de fromage) <sup>2</sup>
		114299	Cheese without specification	114299	Cheese without specification
<b>MILK PRODUCTS (milk and cheese excluded)</b>					
114105*0.9	Cream <sup>3</sup>	114104*8	Powder dietetic milk <sup>1</sup>	114104*8	Powder dietetic milk <sup>1</sup>
114106*0.9	Other milk products (e.g. chocolate milk, buttermilk) <sup>4</sup>	114105	Cream (bottled or canned)	114105	Cream (bottled or canned)
114107	Other dairy products (e.g. yoghurt, desserts)	114106	Other milks: chocolate milk, buttermilk, etc.	114106	Other milks: chocolate milk, buttermilk, etc.
		114108	Yoghurt (with or without fruits or flavour)	114108	Yoghurt (with or without fruits or flavour)
		114109	Other dairy products: cream dessert, etc.	114109	Other dairy products: cream dessert, etc.

## BELGIUM – FOOD AGGREGATION TABLE FOR EGGS, MILK AND MILK PRODUCTS

HOUSEHOLD BUDGET SURVEY 1987-1988	HOUSEHOLD BUDGET SURVEY 1996-1997	HOUSEHOLD BUDGET SURVEY 1999
<b>MILK PRODUCTS (milk and cheese excluded) (continued)</b>		
110206*0.6 Ice cream <sup>5</sup>	114199 Milk without specification, dairy products without specification	114199 Milk without specification, dairy products without specification
	118306 Ice cream, ice-pralines	118306 Ice cream, ice-pralines
	118307 Sorbet	118307 Sorbet

### NOTES FOR EGGS:

**EGG-1** The average weight for an egg is 60 g. Division by 60 gives the number of pieces of eggs.

### NOTES FOR MILK:

**MILK-1** All milk items (e.g. condensed milk, dried milk) are converted to fresh milk equivalents:

1 unit condensed \* 2.2 = 1 unit fresh milk

1 unit dried milk \* 8 = 1 unit fresh milk

**MILK-2** Multiplication by 1.5 or 1.25 is used for the conversion of hard cheese to fresh cheese equivalents

**MILK-3** Code “114105” (cream): 1 lit cream = 0.9 kg cream

**MILK-4** Code “114106” (other milk products): 1 lit chocolate milk = 0.9 kg chocolate milk

**MILK-5** Code “110206” (ice cream): 1 lit ice cream = 0.6 kg ice cream

## BELGIUM – FOOD AGGREGATION TABLE FOR ADDED LIPIDS

HOUSEHOLD BUDGET SURVEY 1987-1988		HOUSEHOLD BUDGET SURVEY 1996-1997		HOUSEHOLD BUDGET SURVEY 1999	
<b><u>LIPIDS OF ANIMAL ORIGIN</u></b>					
<b>BUTTER</b>					
115102	Butter for cooking	115101	Butter	115101	Butter
115101	Butter	115102	Butter based products	115102	Butter based products
115103	Butter based products				
<b>ANIMAL FAT (butter excluded)</b>					
115302	Pork fat	115304	Animal fat	115304	Animal fat
115303	Beef fat	115399*0.5	Fat without specification <sup>1</sup>	115399*0.5	Fat without specification <sup>1</sup>
115304	Other fats				
<b><u>LIPIDS OF VEGETABLE ORIGIN</u></b>					
<b>VEGETABLE FAT</b>					
<b>MARGARINE</b>					
115201	Diet margarine, unsalted	115201	Dietetic margarine	115201	Dietetic margarine
115202	Margarine corn based	115202	Hard margarine	115202	Hard margarine
115203	Other soft margarine	115203	Minarine	115203	Minarine
115204	Hard margarine	115299	Margarines without specification	115299	Margarines without specification
115205	Unsalted minarine				
115206	Salted minarine				
<b>VEGETABLE FAT (margarine excluded)</b>					
115301	Vegetable cooking fats	115301	Vegetable fat	115301	Vegetable fat
		115399*0.5	Fat without specification <sup>1</sup>	115399*0.5	Fat without specification <sup>1</sup>
<b>VEGETABLE OILS</b>					
<b>OLIVE OIL</b>					
115404	Olive oil	115403/0.9	Olive oil <sup>2</sup>	115403/0.9	Olive oil <sup>2</sup>

## BELGIUM – FOOD AGGREGATION TABLE FOR ADDED LIPIDS

HOUSEHOLD BUDGET SURVEY 1987-1988	HOUSEHOLD BUDGET SURVEY 1996-1997	HOUSEHOLD BUDGET SURVEY 1999
<b>SEED OILS (olive oil excluded)</b>		
115405 Other oils	115401/0.9 Peanuts oil <sup>2</sup>	115401/0.9 Peanuts oil <sup>2</sup>
115401 Peanut oil	115402/0.9 Maize oil <sup>2</sup>	115402/0.9 Maize oil <sup>2</sup>
115402 Safflower oil	115404/0.9 Other oils (soya, sunflower, etc.) <sup>2</sup>	115404/0.9 Other oils (soya, sunflower, etc.) <sup>2</sup>
115403 Corn oil, soya oil, sunflower oil	115499/0.9 Oils without specification <sup>2</sup>	115499/0.9 Oils without specification <sup>2</sup>

### NOTES FOR LIPIDS:

**LIPID-1** Code “115399” (Fat without specification): 50% animal fat and 50% vegetable fat.

**LIPID-2** 1 lt vegetable oil = 0.9 kg.

**BELGIUM – FOOD AGGREGATION TABLE FOR POTATOES AND OTHER STARCHY ROOTS,  
PULSES AND NUTS**

HOUSEHOLD BUDGET SURVEY 1987-1988		HOUSEHOLD BUDGET SURVEY 1996-1997		HOUSEHOLD BUDGET SURVEY 1999	
<b>POTATOES AND OTHER STARCHY ROOTS (potato products included)</b>					
117101	Potatoes new	117801	Potatoes new	117801	Potatoes new
117102	Other potatoes	117802	Other potatoes	117802	Other potatoes
117103	Potato products	117803	Potato croquettes	117803	Potato croquettes
		117804	Chips	117804	Chips
		117805	Other potato products	117805	Other potato products
117201	Other tubers	117220	Other tubers	117320	Other tubers (frozen)
		117420	Other tubers (canned)	117220	Other tubers
				117420	Other tubers (canned)
<b>PULSES</b>					
116201	Dried peas	117599	Dried vegetables (beans, peas)		
116202	Dried beans				
116203*0.85	Other dried vegetables (pulses only) <sup>1</sup>				
<b>NUTS</b>					
116310*0.22	Chestnuts, walnuts <sup>1</sup>	116511	Nuts (including chestnuts) (without shells)	116511	Nuts (including chestnuts) (without shells)
116405*0.20*0.22	Nuts <sup>1,2</sup>				
116603*0.15	Nuts without shells <sup>3</sup>				

**NOTES FOR PULSES:**

**PULSES-1** Code “116203” (pulses and other dried vegetables): 85% dried pulses and 15% other dried vegetables.

**NOTES FOR NUTS:**

**NUTS-1** The conversion factor from fresh nuts with shells to dried nuts without shells is 0.22 (HBS 1987-1988).

**NUTS-2** Code “116405” (other tropical fruits and nuts): 80% tropical fruits and 20% nuts.

**NUTS-3** Code “116603” (dried fruits and nuts without shells): 85% dried fruits and 15% nuts without shells

## BELGIUM – FOOD AGGREGATION TABLE FOR VEGETABLES

HOUSEHOLD BUDGET SURVEY 1987-1988		HOUSEHOLD BUDGET SURVEY 1996-1997		HOUSEHOLD BUDGET SURVEY 1999	
<b>FRESH VEGETABLES</b>					
<b>GREEN LEAFY VEGETABLES</b>					
116108	Salad	117208	Cresson, lettuce, corn salad <sup>8</sup>	117208	Cresson, lettuce, corn salad <sup>8</sup>
116110*376	Celery <sup>1</sup>	117210	Celery	117210	Celery
116115	Spinach	117215	Spinach	117215	Spinach
116117*0.5	Other fresh green vegetables only <sup>2</sup>	117219	Other vegetables with leaves and stem	117219	Other vegetables with leaves and stem
116118*0.6	Mixed green vegetables only <sup>3</sup>				
<b>CABBAGE</b>					
116102	Brussels sprouts	117202	Brussels sprouts	117202	Brussels sprouts
116103*1055	Cauliflower <sup>4</sup>	117203	Cauliflower	117203	Cauliflower
116104*1156	Other cabbages <sup>5</sup>	117204	Other cabbages	117204	Other cabbages
<b>TOMATOES</b>					
116105	Tomatoes	117205	Tomatoes	117205	Tomatoes
<b>CARROTS</b>					
116107	Carrots	117207	Carrots	117207	Carrots
<b>ONIONS, GARLIC AND LEEK</b>					
116111	Leek	117211	Leek	117211	Leek
116109	Onions, shallots	117209	Onions, shallots	117209	Onions, shallots
<b>OTHER FRESH VEGETABLES</b>					
116112	Chicory	117212	Chicory	117212	Chicory
116113	Asparagus	117213	Asparagus	117213	Asparagus
116114	Salsify	117214	Salsify	117214	Salsify
116117*0.5	Other fresh vegetables <sup>2</sup>	117218	Mixture of fresh vegetables	117218	Mixture of fresh vegetables
116118*0.4	Mixture of fresh vegetables <sup>3</sup>	117221	Other vegetables cultivated for their fruits	117221	Other vegetables cultivated for their fruits
		117299	Vegetables without specification	117299	Vegetables without specification
116106	Green beans	117201	Peas	117201	Peas
116101	Peas	117217	Peas and carrots	117217	Peas and carrots

## BELGIUM – FOOD AGGREGATION TABLE FOR VEGETABLES

HOUSEHOLD BUDGET SURVEY 1987-1988	HOUSEHOLD BUDGET SURVEY 1996-1997	HOUSEHOLD BUDGET SURVEY 1999
<b>OTHER FRESH VEGETABLES (continued)</b>		
116116 Mushrooms and truffles	117206 Beans 117216 Mushrooms and truffles	117206 Beans 117216 Mushrooms and truffles
<b>PROCESSED VEGETABLES</b>		
116307 Olives	116207 Olives 116407 Olives (canned)	116207 Olives (fresh) 116407 Olives (canned)
116506 Other canned vegetables (pickles) <sup>6</sup>	117401 Peas (canned)	117401 Peas (canned)
116501 Peas canned	117409 Onions, shallots (canned)	117501 Peas (dry)
116502 Beans in tomato sauce canned	117404 Cabbages (canned)	117402 Brussels sprouts (canned)
116503 Peas and carrots canned	117405 Tomatoes (canned)	117502 Brussels sprouts (dry)
116504 Tomatoes canned	117406 Beans (canned)	117409 Onions, shallots (canned)
116203*0.15 Dried vegetables (pulses excluded) <sup>7</sup>	117307 Carrots (frozen)	117403 Cauliflower (canned)
116505 Mixed vegetables preserved	117407 Carrots (canned)	117503 Cauliflower (dry)
116508 Canned vegetable soups	117410 Celery (canned)	117404 Cabbages (canned)
116509 Frozen vegetable soups	117413 Asparagus (canned)	117405 Tomatoes (canned)
116510 Frozen vegetables and vegetables juices	117414 Salsify (canned)	117305 Tomatoes (frozen)
	117415 Spinach (canned)	117406 Beans (canned)
	117316 Mushrooms & truffles (frozen)	117307 Carrots (frozen)
	117416 Mushrooms & truffles (canned)	117407 Carrots (canned)
	117417 Peas and carrots (canned)	117408 Cresson, lettuce, corn salad (canned)
	117418 Mixed vegetables (canned)	117308 Cresson, lettuce, corn salad (frozen)
	117419 Other vegetables with leaves and stem (canned)	117410 Celery (canned)
	117421 Other vegetables cultivated for their fruits (canned)	117310 Celery (frozen)



## BELGIUM – FOOD AGGREGATION TABLE FOR VEGETABLES

HOUSEHOLD BUDGET SURVEY 1987-1988	HOUSEHOLD BUDGET SURVEY 1996-1997	HOUSEHOLD BUDGET SURVEY 1999
<b>PROCESSED VEGETABLES (continued)</b>		
111302*0.17    Mixed pasta dishes <sup>9</sup>	111302*0.17    Mixed pasta dishes <sup>9</sup> 117499          Other canned vegetables	111302*0.17    Mixed pasta dishes <sup>9</sup> 117411          Leek (canned) 117312          Chicory (frozen) 117412          Chicory (canned) 117413          Asparagus (canned) 117313          Asparagus (frozen) 117414          Salsify (canned) 117314          Salsify (frozen) 117415          Spinach (canned) 117316          Mushrooms & truffles (frozen) 117416          Mushrooms & truffles (canned) 117417          Peas and carrots (canned) 117418          Mixed vegetables (canned) 117419          Other vegetables with leaves and stem (canned) 117421          Other vegetables cultivated for their fruits (canned) 117499          Other canned vegetables
	117318          Mixture of vegetables (frozen) 117319          Other vegetables with leaves and stem (frozen) 117321          Other vegetables cultivated for their fruits (frozen) 117399          Other frozen vegetables 117309          Onions, shallots (frozen) 117301          Peas (frozen) 117302          Brussels sprouts (frozen)	117318          Mixture of vegetables (frozen) 117319          Other vegetables with leaves and stem (frozen) 117321          Other vegetables cultivated for their fruits (frozen) 117399          Other frozen vegetables 117309          Onions, shallots (frozen) 117301          Peas (frozen) 117302          Brussels sprouts (frozen)

## BELGIUM – FOOD AGGREGATION TABLE FOR VEGETABLES

HOUSEHOLD BUDGET SURVEY 1987-1988	HOUSEHOLD BUDGET SURVEY 1996-1997	HOUSEHOLD BUDGET SURVEY 1999
<b>PROCESSED VEGETABLES (continued)</b>		
	117303 Cauliflower (frozen) 117304 Other cabbages (frozen) 117306 Beans (frozen) 117311 Leek (frozen) 117315 Spinach (frozen) 117317 Peas and carrots (frozen) 119208 Soups (fresh, frozen or canned)	117303 Cauliflower (frozen) 117304 Other cabbages (frozen) 117306 Beans (frozen) 117311 Leek (frozen) 117315 Spinach (frozen) 117317 Peas and carrots (frozen) 119208 Soups (fresh, frozen or canned)

### NOTES FOR VEGETABLES:

- VEGE-1** Code “116110” (celery): the average weight per piece is 376 g.
- VEGE-2** Code “116117” (other fresh green): 50% of this group refers to fresh green vegetables.
- VEGE-3** Code “116118” (mixed green): 60% of this vegetable group is fresh green.
- VEGE-4** Code “116103” (cauliflower): the average weight per piece is 1055 g.
- VEGE-5** Code “116104” (other cabbages): the average weight per piece is 1156 kg.
- VEGE-6** Code “116506” (other canned vegetables): The contribution of preserved vegetables to baby foods is less than 5% in this group, thus it will be ignored.
- VEGE-7** Code “116203” (pulses and other dried vegetables): 85% dried pulses and 15% other dried vegetables.
- VEGE-8** Code “117208” (cresson, lettuce, corn salad): corn salad corresponds to a minute amount.
- VEGE-9** Code “111302” (mixed pasta dishes): the ingredients of a 300 g package of mixed pasta dish is 250 g pasta and 50 g dried vegetables.

## BELGIUM – FOOD AGGREGATION TABLE FOR FRUITS

HOUSEHOLD BUDGET SURVEY 1987-1988	HOUSEHOLD BUDGET SURVEY 1996-1997	HOUSEHOLD BUDGET SURVEY 1999
<b>FRESH FRUITS</b>		
<b>APPLES</b>		
116301 Apples	116201 Apples	116201 Apples
<b>CITRUS FRUITS</b>		
116401 Orange	116221 Oranges	116221 Oranges
116402 Mandarin, clementines	116222 Mandarin, clementines	116222 Mandarin, clementines
116403 Other citrus fruits (lemons, grapefruits)	116223 Other citrus fruits	116223 Other citrus fruits
<b>BANANAS</b>		
116404 Bananas	116224 Bananas	116224 Bananas
<b>GRAPES</b>		
116306 Grapes	116206 Grapes	116206 Grapes
<b>PLUMS</b>		
116305 Plums	116205 Plums	116205 Plums
<b>BERRIES</b>		
116308 Strawberries	116208 Strawberries	116208 Strawberries
<b>APRICOTS AND PEACHES</b>		
116303 Peach and apricots	116203 Peaches and apricots	116203 Peaches and apricots
<b>CHERRIES AND SOUR CHERRIES</b>		
116304 Cherries	116204 Cherries and northern cherries	116204 Cherries and northern cherries
<b>PEARS</b>		
116302 Pears	116202 Pears	116202 Pears

## BELGIUM – FOOD AGGREGATION TABLE FOR FRUITS

HOUSEHOLD BUDGET SURVEY 1987-1988		HOUSEHOLD BUDGET SURVEY 1996-1997		HOUSEHOLD BUDGET SURVEY 1999	
<b>OTHER FRESH FRUITS</b>					
116309	Mixed fruits fresh	116225	Melons	116225	Melons
116311	Other fresh fruits (tropical excluded)	116209	Mixed fresh fruits	116209	Mixed fresh fruits
116405*0.8	Other tropical fruits & nuts (only the fruits part) <sup>1</sup>	116211	Other fruits, excluding tropical and nuts	116211	Other fruits, excluding tropical and nuts
		116229	Other tropical fruits	116229	Other tropical fruits
		116299	Fruits without specification	116299	Fruits without specification
<b>PROCESSED FRUITS</b>					
116603*0.85	Dried fruits <sup>2</sup>	116402	Pears (canned)	116401	Apples (canned)
116602	Frozen fruits	116403	Peaches and apricots (canned)	116301	Apples (frozen)
116601	Canned fruits	116404	Cherries and northern cherries (canned)	116402	Pears (canned)
		116405	Plums (canned)	116303	Peaches and apricots (frozen)
		116406	Grapes (canned)	116403	Peaches and apricots (canned)
		116409	Fruit basket (canned)	116404	Cherries and northern cherries (canned)
		116411	Other fruits except tropical, nuts (canned)	116305	Plums (frozen)
		116429	Other tropical fruits (canned)	116405	Plums (canned)
		116499	Other canned fruits	116306	Grapes (frozen)
		116501	Dried fruits (figs, dates, raisins, etc.)	116406	Grapes (canned)
		116502	Crystallized fruits, barks of fruits and plants	116308	Strawberries (frozen)
		116399	Fruits without specification (frozen)	116408	Strawberries (canned)
				116309	Mixed fruit salad (frozen)
				116409	Mixed fruit salad (canned)
				116411	Other fruits except tropical, nuts (canned)

## BELGIUM – FOOD AGGREGATION TABLE FOR FRUITS

HOUSEHOLD BUDGET SURVEY 1987-1988	HOUSEHOLD BUDGET SURVEY 1996-1997	HOUSEHOLD BUDGET SURVEY 1999
<b>PROCESSED FRUITS (continued)</b>		
		116311 Other fruits except tropical, nuts (frozen) 116421 Oranges (canned) 116422 Mandarines and clementines (canned) 116423 Other citrus fruits (canned) 116323 Other citrus fruits (frozen) 116425 Melon (canned) 116429 Other tropical fruits (canned) 116329 Other tropical fruits, frozen (avocado, pineapples, kiwi) 116499 Other canned fruits 116501 Dried fruits (figs, dates, raisins, etc.) 116502 Crystallized fruits, barks of fruits and plants ■ ■

### NOTES FOR FRUITS:

**FRUITS-1** Code “116405” (HBS 87/88) (other tropical fruits and nuts): 80% tropical fruits and 20% nuts. Multiplication by 0.22 is used to convert fresh nuts with shells to dried nuts without shells.

**FRUITS-2** Code “116603” (HBS 87/88) (dried fruits and nuts without shells): 85% dried fruits and 15% nuts without shells.

## BELGIUM – FOOD AGGREGATION TABLE FOR FRUIT AND VEGETABLE JUICES

HOUSEHOLD BUDGET SURVEY 1987-1988	HOUSEHOLD BUDGET SURVEY 1996-1997	HOUSEHOLD BUDGET SURVEY 1999
<b>FRUIT JUICES</b>		
116605 Fruit juices	122105 Fruit juices	122105 Fruit juices
<b>VEGETABLE JUICES</b>		
116507 Vegetable juices	122104 Vegetable juices	122104 Vegetable juices

## BELGIUM – FOOD AGGREGATION TABLE FOR SUGAR AND SUGAR PRODUCTS

HOUSEHOLD BUDGET SURVEY 1987-1988		HOUSEHOLD BUDGET SURVEY 1996-1997		HOUSEHOLD BUDGET SURVEY 1999	
<b>SUGAR</b>					
118101	Cube sugar	118101	Sugar in pieces	118101	Sugar in pieces
118102	White sugar	118102	Crystallised sugar, semolina sugar, sugar powder	118102	Crystallised sugar, semolina sugar, sugar powder
118103	Brown sugar	118103	Light brown sugar	118103	Light brown sugar
118104	Other types of sugar	118104	Other sugars	118104	Other sugars
		118199	Sugar without specification	118199	Sugar without specification
<b>SUGAR PRODUCTS</b>					
110101	Syrup spread	118201	Syrup	118201	Syrup
110102	Honey	118202	Honey	118202	Honey
110201	Sugar products: toffee, caramels etc.	118301	Sweets	118301	Sweets
110203	Candied almonds, pralines	118302	Chocolate paste for bread	118302	Chocolate paste for bread
110202	Couverture chocolate	118303	Pralines	118303	Pralines
110204	Chocolate	118304	Chocolate	118304	Chocolate
110205	Chocolate based products	118305	Chocolate based products	118305	Chocolate based products
		122106	Fruit syrup	122106	Fruit syrup
110103	Jam, marmalade jelly, compote	118203	Jam, syrup, marmalade	118203	Jam, syrup, marmalade
116604	Glazed fruits	118204	Mashed fruits with sugar	118204	Mashed fruits with sugar

## BELGIUM – FOOD AGGREGATION TABLE FOR NON-ALCOHOLIC BEVERAGES

HOUSEHOLD BUDGET SURVEY 1987-1988		HOUSEHOLD BUDGET SURVEY 1996-1997		HOUSEHOLD BUDGET SURVEY 1999	
<b>STIMULANTS</b>					
<b>COFFEE</b>					
119101	Ground coffee	121102	Instant coffee and coffee essence	121102	Instant coffee and coffee essence
119102	Instant coffee	121103	Coffee chicory and other substitutes	121103	Coffee chicory and other substitutes
119103	Chicory, succory coffee				
<b>TEA AND SIMILAR INFUSIONS</b>					
119201	Tea and infusions	121201	Tea and tisanes	121201	Tea and tisanes
<b>COCOA</b>					
119202	Cocoa and similar powder products	121202	Cocoa, powder chocolate	121202	Cocoa, powder chocolate
<b>MINERAL WATER</b>					
120101	Mineral water, gassy water	122101	Mineral water	122101	Mineral water
		122102	Sparkling water	122102	Sparkling water
		122199	Water without specification	122199	Water without specification
<b>SOFT DRINKS</b>					
120102	Aperitifs (non-alcoholic)	122103	Non alcoholic aperitifs	122103	Non alcoholic aperitifs
120103	Other non-alcoholic beverages	122107	Other non alcoholic drinks	122107	Other non alcoholic drinks
		123209	Non alcoholic wines	123209	Non alcoholic wines
		123309	Non alcoholic or with low alcohol content beers below 1.5°	123309	Non alcoholic or with low alcohol content beers below 1.5°



## BELGIUM – FOOD AGGREGATION TABLE FOR ALCOHOLIC BEVERAGES

HOUSEHOLD BUDGET SURVEY 1987-1988		HOUSEHOLD BUDGET SURVEY 1996-1997		HOUSEHOLD BUDGET SURVEY 1999	
<b>WINE</b>					
130201	Wine	123201	Wines	123201	Wines
130202	Cider	123202	Cider	123202	Cider
130203	Champagne, sparkling wine	123203	Champagne and sparkling wines	123203	Champagne and sparkling wines
		123204	Liqueurs-like wines, aperitifs and alcoholic drinks from 15° to 23°	123204	Liqueurs-like wines, aperitifs and alcoholic drinks from 15° to 23°
<b>BEER</b>					
130101	Table beer	123301	Table beer	123301	Table beer
130102	Beer pils	123302	Pils beer	123302	Pils beer
130103	Other beers	123303	Other beers	123303	Other beers
		123399	Beer without specification	123399	Beer without specification
<b>SPIRITS</b>					
130204	Aperitifs	123101	Whisky	123101	Whisky
130205	Whiskey	123102	Cognac	123102	Cognac
130206	Brandy	123103	Jenever	123103	Jenever
130207	Jenever	123104	Liqueurs and spirits more than 23°	123104	Liqueurs and spirits more than 23°
130208	Liqueur, other spirits	123199	Alcohol without specification	123199	Alcohol without specification

## BELGIUM – FOOD AGGREGATION TABLE FOR MISCELLANEOUS FOODS AND DISHES

HOUSEHOLD BUDGET SURVEY 1987-1988		HOUSEHOLD BUDGET SURVEY 1996-1997		HOUSEHOLD BUDGET SURVEY 1999	
<b>FOOD ITEMS</b>					
110301	Salt	119101	Salt	119101	Salt
110302	Vinegar	119102	Vinegar	119102	Vinegar
110303	Mustard etc	119103	Mustard	119103	Mustard
110304	Spices, condiments	119104	Mayonnaise and other sauces (based on mayonnaise)	119104	Mayonnaise and other sauces (based on mayonnaise)
110306	Yeast, essences, gelling agents, etc.)	119105	Other prepared sauces	119105	Other prepared sauces
112901	Meat extracts	119106	Condiments and dry spices	119106	Condiments and dry spices
110307	Other food not further specified	119107	Various: yeast, baking powder, aromatics, etc.	119107	Various: yeast, baking powder, aromatics, etc.
		119305	Infants feeding without specification	119305	Infants feeding without specification
		119399	Not detailed/specified food products	119399	Not detailed/specified food products
		112601	Extracts and meat juice solid or liquid	112601	Extracts and meat juice solid or liquid
		117222	Fresh Spices (oregano, parsley)	119199	Other condiments
		117422	Canned Spices (pepper, paprika, parsley, oregano, etc.)	117222	Fresh Spices (oregano, parsley)
114104*8	Milk preparation for infants, dietetic use <sup>1</sup>	119303	Cereal based food for infants	117322	Spices (frozen)
		119304*8	Powders for bottle feeding (infants) <sup>1</sup>	117422	Canned Spices (pepper, paprika, parsley, oregano, etc.)
		119301	Vegetable based food for infants	119303	Cereal based food for infants
		119302	Fruit based food for infants	119304*8	Powders for bottle feeding (infants) <sup>1</sup>
<b>DISHES</b>					
110305	Miscellaneous dishes (may contain meat and fish)	119201	Dishes based on vegetables	119301	Vegetable based food for infants
		119202	Dishes based on meat	119302	Fruit based food for infants
		119203	Dishes based on fish	119201	Dishes based on vegetables

## BELGIUM – FOOD AGGREGATION TABLE FOR MISCELLANEOUS FOODS AND DISHES

HOUSEHOLD BUDGET SURVEY 1987-1988	HOUSEHOLD BUDGET SURVEY 1996-1997	HOUSEHOLD BUDGET SURVEY 1999
<b>DISHES (continued)</b>		
	119204 Dishes based on pasta	119202 Dishes based on meat 119203 Dishes based on fish 119209 Lasagne 119210 Pasta based dishes except lasagne and pizza
	119205 Prepared dishes without any specification	119204 Dishes based on pasta 119205 Prepared dishes without any specification
	119206 Croquettes other than those made of potato	119206 Croquettes other than those made of potato
	119207 Prepared sandwiches	119207 Prepared sandwiches
	119299 Other prepared dishes	119299 Other prepared dishes
	113601*0.25 Fish salads (no green vegetables included) <sup>2</sup>	113601*0.25 Fish salads (no green vegetables included) <sup>2</sup>
	113602* 0.5 Pickled fish etc. <sup>3</sup>	113602* 0.5 Pickled fish etc. <sup>3</sup>
		112514*0.10 American prepared <sup>4</sup>

### NOTES FOR MISCELLANEOUS:

**MISC-1** All milk items (e.g. condensed milk, dried milk) are converted to fresh milk equivalents:

1 unit condensed \* 2.2 = 1 unit fresh milk

1 unit dried milk \* 8 = 1 unit fresh milk

**MISC-2** Code “113601” (fish salads): 75% fish, 25% dressing.

**MISC-3** Code “113602” (pickled fish): 50% fish, 50% different means (pickled with brine, water, oil, vinegar, tomato sauce).

**MISC-4** Code “112514” (American prepared): 90% beef meat, 10% dressings/mayonnaise.

## **Food Aggregation Tables - FRANCE**

## FRANCE – FOOD AGGREGATION TABLE FOR CEREALS AND CEREAL PRODUCTS

HOUSEHOLD BUDGET SURVEY 1985		HOUSEHOLD BUDGET SURVEY 1991		HOUSEHOLD BUDGET SURVEY 1995	
<b>BREAD AND ROLLS</b>					
1111	Bread, ordinary	1111	Bread, ordinary	11111	Baguette
1121	Special bread and ordinary rolls	1121	Special bread and ordinary rolls	11112	Bread ordinary
				11113	Special bread
<b>BAKERY PRODUCTS (bread and rolls excluded)</b>					
1211	Biscuits	1211	Biscuits	11121	Biscuits
1311	Unsalted dried biscuits, gingerbread	1311	Unsalted dried biscuits, gingerbread	11122	Unsalted dried biscuits, gingerbread
1321	Salted dry biscuits	1321	Salted dry biscuits	11123	Salted dry biscuits for aperitif
1411	Croissant and brioches	1411	Croissant and brioches	11124	Croissant and brioches
1412	Other pastries, fresh	1412	Other pastries, fresh	11125	Pain au chocolat
1421	Pastries, industrial	1421	Pastries, industrial	11126	Danish pastry (with raisins)
1431	Pastries, frozen	1431	Pastries, frozen	11127	Other pastries, fresh
4511	Quiches	4511	Quiches	11128	Pastries, industrial
4512	Pizza	4512	Pizza	11129	Pastries, frozen
1000	Products containing cereals, not identified	1000	Products containing cereals, not identified	11161*0.6	Prepared fresh dishes (based on pastries and mixture of other products) <sup>1</sup>
				11162*0.6	Prepared frozen dishes (based on pastries and mixture of other products) <sup>2</sup>
				11671*0.6	Prepared fresh dishes (based on vegetables and cereals) <sup>3</sup>
				11672*0.6	Prepared dishes canned or dried (based on vegetables and cereals) <sup>4</sup>
				11673*0.6	Prepared frozen dishes (based on vegetables and cereals) <sup>5</sup>

## FRANCE – FOOD AGGREGATION TABLE FOR CEREALS AND CEREAL PRODUCTS (continued)

HOUSEHOLD BUDGET SURVEY 1985		HOUSEHOLD BUDGET SURVEY 1991		HOUSEHOLD BUDGET SURVEY 1995	
<b>RICE, CEREALS AND PRODUCTS (flour and pasta excluded)</b>					
1611	Rice	1611	Rice	11132	Rice
1721	Other flour and cereal products <sup>6</sup>	1721	Other flour and cereal products <sup>6</sup>	11135	Breakfast cereals
				11136	Couac, semolina of manioc
				11135	Other flour and cereal products <sup>6</sup>
<b>FLOUR</b>					
1711	Corn flour	1711	Corn flour	11133	Flour
				11134	Semolina
<b>PASTA</b>					
1511	Pasta	1511	Pasta	11131	Pasta
4551*0.6	Ravioli, dehydrated <sup>7</sup>	4551*0.6	Ravioli, dehydrated <sup>5</sup>		
4559*0.3	Other dishes prepared, dehydrated <sup>8</sup>	4559*0.3	Other dishes prepared, dehydrated <sup>8</sup>		

### NOTES FOR CEREAL:

- CER-1** Code “11161” (Prepared fresh dishes (based on pastries and mixture of other products): 60% bakery products, 30% processed vegetables, 10% meat dishes.
- CER-2** Code “11162” (Prepared frozen dishes (based on pastries and mixture of other products): 60% bakery products, 30% processed vegetables, 10% meat dishes.
- CER-3** Code “11671” (Prepared fresh dishes, based on vegetables and cereals): 60% bakery products, 30% processed vegetables, 10% meat.
- CER-4** Code “11672” (Prepared dishes canned or dried based on vegetables and cereals): 60% bakery products, 30% processed vegetables, 10% meat.
- CER-5** Code “11673” (Prepared frozen dishes based on vegetables and cereals): 60% bakery products, 30% processed vegetables, 10% meat.
- CER-6** Codes “1721” & “11135” (Other flour and cereal products): Flour comprises a minute proportion in the recorded quantities.
- CER-7** Code “4551” (Ravioli dehydrated): 60% pasta, 40% meat.
- CER-8** Code “4559” (Other dishes prepared, dehydrated): 30% pasta, 40% meat, 30% processed vegetables.

## FRANCE – FOOD AGGREGATION TABLE FOR MEAT AND MEAT PRODUCTS

HOUSEHOLD BUDGET SURVEY 1985		HOUSEHOLD BUDGET SURVEY 1991		HOUSEHOLD BUDGET SURVEY 1995	
<b>RED MEAT</b>					
<b>PORK MEAT (fresh and frozen)</b>					
4211	Pork meat, fresh	4211	Pork meat, fresh	11251	Pork meat, semi-salted, salted, smoked
4212	Pork meat, semi-salted, salted, smoked	4212	Pork meat, semi-salted, salted, smoked	11252	Pork meat, frozen
4214	Pork meat, frozen	4214	Pork meat, frozen		
4215	Pork meat fresh (in quarters)	4215	Pork meat fresh (in quarters)		
<b>BEEF, VEAL AND CALF MEAT (fresh and frozen)</b>					
4111	Beef meat, to be roasted or grilled	4111	Beef meat, to be roasted or grilled	11211	Beef meat, to be roasted or grilled
4112	Beef meat, to be braised or boiled	4112	Beef meat, to be braised or boiled	11212	Beef meat, to be braised or boiled
4113	Beef meat, minced	4113	Beef meat, minced	11213	Beef meat, minced
4114	Beef meat, frozen	4114	Beef meat, frozen	11214	Beef meat, frozen
4115	Beef meat fresh (in quarters)	4115	Beef meat fresh (in quarters)	11221	Veal meat, to be roasted or grilled
4121	Veal meat, to be roasted or grilled	4121	Veal meat, to be roasted or grilled	11222	Veal meat, to be braised or boiled
4122	Veal meat, to be braised or boiled	4122	Veal meat, to be braised or boiled	11223	Veal meat, frozen
4124	Veal meat, frozen	4124	Veal meat, frozen		
4125	Veal meat fresh (in quarters)	4125	Veal meat fresh (in quarters)		
4000	Meat, not identified (mainly of beef origin)	4000	Meat, not identified (mainly of beef origin)		

**FRANCE – FOOD AGGREGATION TABLE FOR MEAT AND MEAT PRODUCTS (continued)**

<b>HOUSEHOLD BUDGET SURVEY 1985</b>		<b>HOUSEHOLD BUDGET SURVEY 1991</b>		<b>HOUSEHOLD BUDGET SURVEY 1995</b>	
<b>RED MEAT OTHER THAN PORK AND BEEF (fresh and frozen)</b>					
4131	Meat of sheep, goat to be roasted or grilled	4131	Meat of sheep, goat to be roasted or grilled	11231	Meat of sheep, lamp, fresh
4132	Meat of sheep, goat to be braised or boiled	4132	Meat of sheep, goat to be braised or boiled	11232	Meat of sheep, lamp, frozen
4134	Meat of sheep, goat frozen	4134	Meat of sheep, goat frozen	11233	Meat of goat, ram, kid fresh
4135	Meat of sheep, goat fresh	4135	Meat of sheep, goat fresh	11234	Meat of goat, ram, kid frozen
4141	Horse meat to be roasted or grilled	4141	Horse meat to be roasted or grilled	11241	Horse meat fresh
4143	Chopped meat of horse	4143	Chopped meat of horse	11242	Horse meat frozen
4144	Horse meat frozen	4144	Horse meat frozen	112A1	Domestic rabbits, fresh
4145	Horse meat fresh	4145	Horse meat fresh	112A2	Domestic rabbits, frozen
5211	Domestic rabbits (alive)	5211	Domestic rabbits (alive)	112B1	Game, fresh
5212	Domestic rabbits (dead)	5212	Domestic rabbits (dead)	112B2	Game, frozen
5213	Domestic rabbits frozen	5213	Domestic rabbits frozen		
5311	Game	5311	Game		
5312	Game frozen	5312	Game frozen		
<b>OFFAL (fresh and frozen)</b>					
4422	Foie gras	4422	Foie gras	11264	Foie gras
4311	Sweetbread, brain (calf)	4311	Sweetbread, brain (calf)	11271	Sweetbread, brain (calf)
4312	Liver (calf)	4312	Liver (calf)	11272	Liver (calf)
4313	Other livers	4313	Other livers	11273	Other livers
4318	Offals frozen	4318	Offals frozen	11274	Offals frozen
4319	Tripe and other offals	4319	Tripe and other offals	11275	Tripe and other offals



**FRANCE – FOOD AGGREGATION TABLE FOR MEAT AND MEAT PRODUCTS (continued)**

<b>HOUSEHOLD BUDGET SURVEY 1985</b>		<b>HOUSEHOLD BUDGET SURVEY 1991</b>		<b>HOUSEHOLD BUDGET SURVEY 1995</b>	
<b>POULTRY (fresh and frozen)</b>					
5111	Chickens and cocks (alive)	5111	Chickens and cocks (alive)	11291	Chickens, cocks and hens
5112	Chicken and cocks (dead)	5112	Chicken and cocks (dead)	11292	Ducks
5121	Hens (alive)	5121	Hens (alive)	11293	Guinea-fowls
5122	Hens (dead)	5122	Hens (dead)	11294	Turkeys
5131	Ducks (alive)	5131	Ducks (alive)	11295	Other domestic poultry, whole
5132	Ducks (dead)	5132	Ducks (dead)	11296	Poultry frozen
5141	Guinea-fowls (alive)	5141	Guinea-fowls (alive)		
5142	Guinea-fowls (dead)	5142	Guinea-fowls (dead)		
5151	Turkeys (alive)	5151	Turkeys (alive)		
5152	Turkeys (dead)	5152	Turkeys (dead)		
5153	Roasted turkey	5153	Roasted turkey		
5154	Turkey escalope	5154	Turkey escalope		
5181	Other domestic poultry (alive)	5181	Other domestic poultry (alive)		
5182	Other domestic poultry (dead)	5182	Other domestic poultry (dead)		
5191	Poultry frozen	5191	Poultry frozen		
5100	Poultry not identified	5100	Poultry not identified		
<b>CANNED MEAT AND MEAT PRODUCTS</b>					
4411	Ham cooked	4411	Ham cooked	11261	Ham
4412	Cured ham smoked	4412	Cured ham smoked	11262	Patés and rillettes fresh
4413	Canned ham	4413	Canned ham	11263	Patés and rillettes canned
4421	Patés fresh	4421	Patés fresh	11265	Sausages fresh, cooked or smoked
4423	Patés canned	4423	Patés canned	11266	Sausages dry or cooked (for immediate consumption)
4431	Rillettes fresh	4431	Rillettes fresh	11267	Black pudding
4432	Rillettes canned	4432	Rillettes canned	11268	Meat for sausages

**FRANCE – FOOD AGGREGATION TABLE FOR MEAT AND MEAT PRODUCTS (continued)**

<b>HOUSEHOLD BUDGET SURVEY 1985</b>		<b>HOUSEHOLD BUDGET SURVEY 1991</b>		<b>HOUSEHOLD BUDGET SURVEY 1995</b>	
<b>CANNED MEAT AND MEAT PRODUCTS (continued)</b>					
4441	Fresh sausages to cook	4441	Fresh sausages to cook	1126A	Other prepared meat products fresh or canned
4442	Sausages dry	4442	Sausages dry	11284	Canned meat
4443	Sausages to cook, sausages pre-cooked	4443	Sausages to cook, sausages pre-cooked		
4444	Cooked sausages, other cooked sausages	4444	Cooked sausages, other cooked sausages		
4445	Sausages canned	4445	Sausages canned		
4446	Sausages frozen	4446	Sausages frozen		
4491	Black pudding	4491	Black pudding		
4492	Sausage meat for stuffing	4492	Sausage meat for stuffing		
4498	Other prepared meat products	4498	Other prepared meat products		
4499	Other canned prepared meat products	4499	Other canned prepared meat products		
4531	Canned meat	4531	Canned meat		
<b>MEAT DISHES</b>					
4515	Other fresh prepared dishes based on meat	4515	Other fresh prepared dishes based on meat	11281	Cooked meat of butchery or pork
4521	Cooked meat of butchery or pork	4521	Cooked meat of butchery or pork	11282	Poultry sold, cooked
4522	Chicken cooked or smoked	4522	Chicken cooked or smoked	11283	Pork or poultry confit (preserved in fat)
4523	Other cooked poultry	4523	Other cooked poultry	112C1	Fresh prepared dishes (based on meat or poultry)
4524	Pork or poultry confit (preserved in fat)	4524	Pork or poultry confit (preserved in fat)	112C2	Canned prepared dishes (based on meat or poultry)
4532	Canned dishes	4532	Canned dishes	112C3	Frozen prepared dishes (based on meat or poultry)

## FRANCE – FOOD AGGREGATION TABLE FOR MEAT AND MEAT PRODUCTS (continued)

HOUSEHOLD BUDGET SURVEY 1985		HOUSEHOLD BUDGET SURVEY 1991		HOUSEHOLD BUDGET SURVEY 1995	
<b>MEAT DISHES (continued)</b>					
4541*0.2	Frozen prepared dishes based on meat, fish, etc <sup>1</sup>	4541*0.2	Frozen prepared dishes based on meat, fish, etc <sup>1</sup>	11671*0.1	Fresh prepared dishes (based on vegetables and cereals) <sup>5</sup>
4551*0.4*5	Ravioli, dehydrated <sup>2,3</sup>	4551*0.4*5	Ravioli, dehydrated <sup>2,3</sup>	11672*0.1	Canned or dried prepared dishes (based on vegetables and cereals) <sup>6</sup>
4559*0.4*5	Other prepared dishes dry <sup>3,4</sup>	4559*0.4*5	Other prepared dishes dry <sup>3,4</sup>	11673*0.1	Frozen prepared dishes (based on vegetables and cereals) <sup>7</sup>
				11161*0.1	Prepared fresh dishes (based on pastries and mixture of other products) <sup>8</sup>
				11162*0.1	Prepared frozen dishes (based on pastries and mixture of other products) <sup>9</sup>

### NOTES FOR MEAT:

**MEAT-1** Code “4541” (Frozen prepared dishes based on meat, fish etc): 20% meat dishes, 20% fish dishes, 60% processed vegetables.

**MEAT-2** Code “4551” (Ravioli dehydrated): 60% pasta, 40% meat dishes.

**MEAT-3** Multiplication by 5 to convert the dehydrated meat into fresh meat equivalents

**MEAT-4** Code “4559” (Other prepared dishes dried): 40% meat dishes, 30% processed vegetables, 30% pasta.

**MEAT-5** Code “11671” (Prepared fresh dishes, based on vegetables and cereals): 60% bakery products, 30% processed vegetables, 10% meat dish.

**MEAT-6** Code “11672” (Prepared dishes canned or dried based on vegetables and cereals): 60% bakery products, 30% processed vegetables, 10% meat dish.

**MEAT-7** Code “11673” (Prepared frozen dishes based on vegetables and cereals): 60% bakery products, 30% processed vegetables, 10% meat dish.

**MEAT-8** Code “11161” (Prepared fresh dishes (based on pastries and mixture of other products): 60% bakery products, 30% processed vegetables, 10% meat dishes

**MEAT-9** Code “11162” (Prepared frozen dishes (based on pastries and mixture of other products): 60% bakery products, 30% processed vegetables, 10% meat dishes

## FRANCE – FOOD AGGREGATION TABLE FOR FISH AND SEAFOOD

HOUSEHOLD BUDGET SURVEY 1985		HOUSEHOLD BUDGET SURVEY 1991		HOUSEHOLD BUDGET SURVEY 1995	
<b>FISH (fresh, frozen and processed)</b>					
6100	Fish not identified	6100	Fish not identified	11311	Whiting
6111	Whiting	6111	Whiting	11312	Cod fresh
6112	Cod fresh	6112	Cod fresh	11313	Coalfish
6113	Coalfish	6113	Coalfish	11314	Sardines
6114	Sardines	6114	Sardines	11315	Sole
6115	Sole	6115	Sole	11316	Trout
6116	Trout	6116	Trout	11317	Mackerel
6117	Mackerel	6117	Mackerel	11318	Burbot
6118	Burbot	6118	Burbot	11319	Other fresh fish
6119	Other fresh fish	6119	Other fresh fish	11323	Vivanneau
6121	Fish, frozen	6121	Fish, frozen	11324	Tuna, marlin, swordfish
6122	Fish salted, smoked, dried	6122	Fish salted, smoked, dried	11325	Other fishes fresh from Indian ocean
6131	Sardines canned	6131	Sardines canned	11326	Other fishes fresh from Guyane-Caribbean
6132	Tuna canned	6132	Tuna canned	11331	Fish frozen
6133	Mackerel canned	6133	Mackerel canned	11332	Fish frozen from Indian ocean
6139	Other canned fish	6139	Other canned fish	11333	Fish frozen from Guyane-Caribbean
				11334	Fish breaded, frozen
				11342	Fish salted, smoked, dried
				11341	Canned fish

## FRANCE – FOOD AGGREGATION TABLE FOR FISH AND SEAFOOD (continued)

HOUSEHOLD BUDGET SURVEY 1985		HOUSEHOLD BUDGET SURVEY 1991		HOUSEHOLD BUDGET SURVEY 1995	
<b>SEAFOOD</b>					
6211	Oysters	6211	Oysters	11351	Oysters
6212	Shellfish	6212	Shellfish	11352	Shellfish
6219	Shells and other molluscs	6219	Shells and other molluscs	11355	Shells and other molluscs
6221	Molluscs, shellfish frozen	6221	Molluscs, shellfish frozen	11356	Molluscs, shellfish, shells canned
6231	Molluscs, shellfish, shells canned	6231	Molluscs, shellfish, shells canned	11357	Molluscs, shellfish frozen
6311	Fish roe, fish paste, crustaceans canned	6311	Fish roe, fish paste, crustaceans canned	11361	Fish roe, fish paste, crustaceans canned
<b>FISH DISHES</b>					
4516	Other fresh prepared dishes based on fish, shellfish	4516	Other fresh prepared dishes based on fish, shellfish	11371	Fresh prepared dishes (based on fish)
4541*0.2	Frozen dishes based on meat, fish, etc. <sup>1</sup>	4541*0.2	Frozen dishes based on meat, fish, etc. <sup>1</sup>	11372	Canned dishes (based on fish)
				11373	Frozen dishes (based on fish)

### NOTES FOR FISH:

**FISH-1** Code “4541” (Frozen prepared dishes based on meat, fish etc): 20% meat, 20% fish, 60% processed vegetables.

## FRANCE – FOOD AGGREGATION TABLE FOR EGGS, MILK AND MILK PRODUCTS

HOUSEHOLD BUDGET SURVEY 1985		HOUSEHOLD BUDGET SURVEY 1991		HOUSEHOLD BUDGET SURVEY 1995	
<b>EGGS</b>					
5411/60	Eggs <sup>1</sup>	5411/60	Eggs <sup>1</sup>	11451	Eggs
<b>MILK</b>					
7111	Milk in bulk and unpasteurised milk	7111	Milk in bulk and unpasteurised milk	11411	Milk
7112	Pasteurised milk, whole fat	7112	Pasteurised milk, whole fat	11412*0.494*2.2	Condensed milk <sup>1,2</sup>
7113	Pasteurised milk, semi-skimmed	7113	Pasteurised milk, semi-skimmed	11412*0.506*8	Dried milk <sup>1,2</sup>
7114	Pasteurised milk, skimmed	7114	Pasteurised milk, skimmed		
7115	Milk long life, whole fat	7115	Milk long life, whole fat		
7116	Milk long life, semi-skimmed	7116	Milk long life, semi-skimmed		
7117	Milk long life, skimmed	7117	Milk long life, skimmed		
7119	Other milks (flavoured, vitaminized)	7119	Other milks (flavoured, vitaminized)		
7121*2.2	Condensed milk <sup>1</sup>	7121*2.2	Condensed milk <sup>1</sup>		
7122*8	Dried milk <sup>1</sup>	7122*8	Dried milk <sup>1</sup>		
<b>CHEESE</b>					
7300	Cheese not identified	7300	Cheese not identified	11421*1.5*0.275	Hard Cheese <sup>3,4</sup>
7311	Camembert, brie, coulommiers	7311	Camembert, brie, coulommiers	11421*0.725	Soft Cheese <sup>4</sup>
7312	Goat-cheese, half-goat-cheese, ewe-cheese, rigote	7312	Goat-cheese, half-goat-cheese, ewe-cheese, rigote	11422	Soft white cheese, small Swiss
7313	Roquefort, livarot, munster	7313	Roquefort, livarot, munster	11423	Cheese spread
7321	Roquefort, fourme, blue cheese	7321	Roquefort, fourme, blue cheese		
7331*1.5	Gruyere cheese <sup>3</sup>	7331*1.5	Gruyere cheese <sup>3</sup>		

## FRANCE – FOOD AGGREGATION TABLE FOR EGGS, MILK AND MILK PRODUCTS (continued)

HOUSEHOLD BUDGET SURVEY 1985		HOUSEHOLD BUDGET SURVEY 1991		HOUSEHOLD BUDGET SURVEY 1995	
<b>CHEESE (continued)</b>					
7341	Cantal, Port-Salut, St.-Nectaire cheese	7341	Cantal, Port-Salut, St.-Nectaire cheese		
7351	Small-Swiss, soft white cheeses, tartar Tartar (trade mark)	7351	Small-Swiss, soft white cheeses, tartar Tartar (trade mark)		
7361	Cheese spread	7361	Cheese spread		
<b>MILK PRODUCTS (milk and cheese excluded)</b>					
7411	Yoghurt natural	7411	Yoghurt natural	11431	Yoghurt natural
7419	Other yoghurts	7419	Other yoghurts	11432	Other yoghurts
8221	Ice creams, sorbets, dessert frozen	8221	Ice creams, sorbets, dessert frozen	11A17 *0.63	Ice creams, sorbets, dessert frozen <sup>5</sup>
4518	Milk dessert	4518	Milk dessert	11433	Milk puddings, cream dessert based on milk
7421	Milk puddings (rice pudding, mousse)	7421	Milk puddings (rice pudding, mousse)	11441	Cream fresh
7511	Cream fresh	7511	Cream fresh		

### NOTES FOR EGGS:

**EGG-1** The average weight for an egg is 60 g. Division by 60 gives the number of pieces of eggs.

### NOTES FOR MILK:

**MILK-1** All milk items (e.g. condensed milk, dried milk) are converted to fresh milk equivalents:

1 unit condensed \* 2.2 = 1 unit fresh milk

1 unit dried milk \* 8 = 1 unit fresh milk

**MILK-2** Code "11412" (Milk condensed, dried): 49.4% of the code corresponds to condensed milk and 50.6% corresponds to dried milk.

**MILK-3** Multiplication by 1.5 or 1.25 is used for the conversion of hard cheese to fresh cheese equivalents.

**MILK-4** Code "11421" (Hard and soft cheese): 27.5% corresponds to hard cheese and 72.5 to soft cheese.

**MILK-5** Code "11A17" (ice creams, sorbets, dessert frozen): 1 lit ice cream = 0.63 kg ice cream.

## FRANCE – FOOD AGGREGATION TABLE FOR ADDED LIPIDS

HOUSEHOLD BUDGET SURVEY 1985		HOUSEHOLD BUDGET SURVEY 1991		HOUSEHOLD BUDGET SURVEY 1995	
<b><u>LIPIDS OF ANIMAL ORIGIN</u></b>					
<b>BUTTER</b>					
7211	Butter	7211	Butter	11511	Butter
<b>ANIMAL FAT (butter excluded)</b>					
4221	Bacon streaky	4221	Bacon streaky	11253	Bacon
4222	Bacon fat	4222	Bacon fat	11269	Bacon and other animal fats
4493	Bacon and fats of animal origin	4493	Bacon and fats of animal origin		
<b><u>LIPIDS OF VEGETABLE ORIGIN</u></b>					
<b>VEGETABLE FAT (margarine included)</b>					
8421	Vegetable fats	8421	Vegetable fats	11522	Margarines and vegetable fats
<b>VEGETABLE OILS</b>					
<b>OLIVE OIL</b>					
8412	Olive oil	8412	Olive oil		
<b>SEED OILS (olive oil excluded)</b>					
8411	Groundnut oil	8411	Groundnut oil	11521	Edible oils (vegetable origin)
8413	Sunflower oil	8413	Sunflower oil		
8414	Mixed oils	8414	Mixed oils		
8419	Other salad oils	8419	Other salad oils		



**FRANCE – FOOD AGGREGATION TABLE FOR POTATOES AND OTHER STARCHY ROOTS,  
PULSES AND NUTS**

HOUSEHOLD BUDGET SURVEY 1985		HOUSEHOLD BUDGET SURVEY 1991		HOUSEHOLD BUDGET SURVEY 1995	
<b>POTATOES AND OTHER STARCHY ROOTS (potato products included)</b>					
2111	Potatoes	2111	Potatoes	11661*5	Potatoes dried <sup>1</sup>
2121	Potatoes peeled, scraped	2121	Potatoes peeled, scraped	11711	Potatoes not prepared
2494	Potatoes preserved	2494	Potatoes preserved	11712	Yams
2521*5	Potatoes dried <sup>1</sup>	2521*5	Potatoes dried <sup>1</sup>	11713	Madères, dachines
				11714	Breadfruit
				11715	Manioc and other tubers
				11721	Prepared potatoes frozen
<b>PULSES</b>					
2252	Beans to be shelled	2252	Beans to be shelled	11631	Kidney beans
2311	Beans dried	2311	Beans dried	11632	Lentils
2312	Peas dried	2312	Peas dried	11633	Other pulses dried
2313	Lentils	2313	Lentils		
2319	Other pulses dried	2319	Other pulses dried		
2431-2434	Canned beans	2431-2434	Canned beans		
<b>NUTS</b>					
3311	Sweet chestnuts	3311	Sweet chestnuts	116A1	Sweet chestnuts
3321	Dried fruits not salted	3321	Dried fruits not salted	116A2	Dried fruits not salted
3331	Dried fruits salted	3331	Dried fruits salted	116A3	Dried fruits salted

**NOTES FOR POTATOES:**

**POTATO-1** Multiplication by 5 to convert dried potato into fresh potato equivalent

## FRANCE – FOOD AGGREGATION TABLE FOR VEGETABLES

HOUSEHOLD BUDGET SURVEY 1985		HOUSEHOLD BUDGET SURVEY 1991		HOUSEHOLD BUDGET SURVEY 1995	
<b>FRESH VEGETABLES</b>					
<b>GREEN LEAFY VEGETABLES</b>					
2211	Lettuce	2211	Lettuce	11613	Chard
2212	Endive	2212	Endive	11621	Salads
2213	Escarole	2213	Escarole	11629	Celery
2219	Other green salads	2219	Other green salads	1162D	Spinach
2272	Celery, celeriac, fennel	2272	Celery, celeriac, fennel	1162F	Radish
2276	Spinach, sorrel	2276	Spinach, sorrel		
2281	Radish	2281	Radish		
<b>CABBAGE</b>					
2231	Brussels sprouts	2231	Brussels sprouts	11623	Cabbage
2232	Cabbage flowers	2232	Cabbage flowers		
2239	Other cabbages	2239	Other cabbages		
<b>TOMATOES</b>					
2241	Tomato, fresh	2241	Tomato, fresh	11624	Tomato, fresh
<b>CARROTS</b>					
2221	Carrots	2221	Carrots	11622	Carrots
<b>ONIONS AND GARLIC</b>					
2291	Onions	2291	Onions	1162L	Onions
2277	Leek	2277	Leek	1162M	Shallots, garlic
2292	Shallots, garlic	2292	Shallots, garlic	1162E	Leek
<b>OTHER FRESH VEGETABLES</b>					
2000	Fresh vegetables not identified	2000	Fresh vegetables not identified	11611	Banana poyo
2251	French beans, yellow beans, string beans	2251	French beans, yellow beans, string beans	11612	Banana yellow
2261	Mushrooms of Paris	2261	Mushrooms of Paris	11614	Christophine, chouchou
2269	Other mushrooms	2269	Other mushrooms	11615	Giraumon
2271	Peas	2271	Peas	11616	Peppers fresh
2273	Salsify, scorsonères	2273	Salsify, scorsonères	11617	Other tropical vegetables

**FRANCE – FOOD AGGREGATION TABLE FOR VEGETABLES (continued)**

<b>HOUSEHOLD BUDGET SURVEY 1985</b>		<b>HOUSEHOLD BUDGET SURVEY 1991</b>		<b>HOUSEHOLD BUDGET SURVEY 1995</b>	
<b>OTHER FRESH VEGETABLES (continued)</b>					
2274	Artichoke	2274	Artichoke	11625	French beans
2275	Asparagus	2275	Asparagus	11626	Beans to be shelled
2282	Cucumber	2282	Cucumber	11627	Mushrooms
2283	Beet root	2283	Beet root	11628	Peas
2284	Zucchini	2284	Zucchini	1162A	Salsify
2285	Aubergine	2285	Aubergine	1162B	Artichoke
2286	Sweet peppers	2286	Sweet peppers	1162C	Asparagus
2293	Turnip	2293	Turnip	1162G	Cucumber
2294	Vegetables, assorted	2294	Vegetables, assorted	1162H	Beet root
2299	Other vegetables fresh (gherkins, fine herbs)	2299	Other vegetables fresh (gherkins, fine herbs)	1162I	Zucchini
				1162J	Aubergine
				1162K	Sweet peppers
				1162N	Turnip
				1162O	Soya
				1162P	Vegetables, assorted
				1162R	Other vegetables fresh
<b>PROCESSED VEGETABLES</b>					
2511	Peas frozen	2511	Peas frozen	11641	Peas frozen
2512	French beans frozen	2512	French beans frozen	11642	French beans frozen
2513	Spinach frozen	2513	Spinach frozen	11643	Spinach frozen
2519	Other vegetables frozen	2519	Other vegetables frozen	11644	Other vegetables frozen
2411-2414	Canned peas	2411-2414	Canned peas	11651	Canned peas
2421-2424	Canned French beans	2421-2424	Canned French beans	11652	Canned French beans
2441-2444	Macedoine (of vegetables)	2441-2444	Macedoine (of vegetables)	11653	White or kidney beans, canned
2451-2454	Mushrooms of Paris	2451-2454	Mushrooms of Paris	11654	Macédoine (of vegetables)

**FRANCE – FOOD AGGREGATION TABLE FOR VEGETABLES (continued)**

HOUSEHOLD BUDGET SURVEY 1985		HOUSEHOLD BUDGET SURVEY 1991		HOUSEHOLD BUDGET SURVEY 1995	
<b>PROCESSED VEGETABLES (continued)</b>					
2459	Other mushrooms canned	2459	Other mushrooms canned	11655	Canned mushrooms
2491	Spinach canned	2491	Spinach canned	11656	Canned tomatoes
2492	Tomatoes canned	2492	Tomatoes canned	11657	Artichokes, asparaguses, palm tree heart canned
2493	Artichokes, asparaguses, palm tree heart canned	2493	Artichokes, asparaguses, palm tree heart canned	11658	Other canned vegetables
2499	Other vegetables canned	2499	Other vegetables canned	11671*0.3	Prepared fresh dishes (based on vegetables and cereals) <sup>4</sup>
2531	Sauerkraut and vegetables salted	2531	Sauerkraut and vegetables salted	11672*0.3	Prepared dishes canned or dried (based on vegetables and cereals) <sup>5</sup>
8611*5	Soups dried <sup>1</sup>	8611*5	Soups dried <sup>1</sup>	11673*0.3	Prepared frozen dishes (based on vegetables and cereals) <sup>6</sup>
8612	Soups canned	8612	Soups canned	11A31*5	Soups dried <sup>1</sup>
4517	Fresh dishes without meat or fish	4517	Fresh dishes without meat or fish	11662*5	Other dried vegetables <sup>1</sup>
4541*0.6	Frozen dishes prepared based on meat, fish, etc. <sup>2</sup>	4541*0.6	Frozen dishes prepared based on meat, fish, etc. <sup>1</sup>	11663	Vegetables pre-cooked
4542	Frozen dishes prepared without meat or fish	4542	Frozen dishes prepared without meat or fish	11664	Vegetables in air tight bags
4559*0.3*5	Other prepared dishes, dried <sup>3,1</sup>	4559*0.3*5	Other prepared dishes, dried <sup>3,1</sup>	11665	Vegetables, other package
2529*5	Other vegetables dried <sup>1</sup>	2529*5	Other vegetables dried <sup>1</sup>	11A25	Tomato sauce, tomato paste
8541	Tomato sauce	8541	Tomato sauce	11161*0.3	Prepared fresh dishes (based on pastries and mixture of other products) <sup>7</sup>

## FRANCE – FOOD AGGREGATION TABLE FOR VEGETABLES (continued)

HOUSEHOLD BUDGET SURVEY 1985		HOUSEHOLD BUDGET SURVEY 1991		HOUSEHOLD BUDGET SURVEY 1995	
<b>PROCESSED VEGETABLES (continued)</b>					
8542	Tomato purée	8542	Tomato purée	11162*0.3	Prepared frozen dishes (based on pastries and mixture of other products) <sup>8</sup>
8551	Olives	8551	Olives	11A26	Olives
8561	Gherkins in vinegar	8561	Gherkins in vinegar	11A27	Gherkins in vinegar

### NOTES FOR VEGETABLES:

**VEGE-1** Multiplication by 5 to convert concentrated vegetables into fresh equivalents

**VEGE-2** Code “4541” (Frozen prepared dishes based on meat, fish etc): 20% meat, 20% fish, 60% processed vegetables.

**VEGE-3** Code “4559” (Other dishes prepared, dehydrated): 30% pasta, 40% meat, 30% processed vegetables.

**VEGE-4** Code “11671” (Prepared fresh dishes, based on vegetables and cereals): 60% bakery products, 30% processed vegetables, 10% meat.

**VEGE-5** Code “11672” (Prepared dishes canned or dried based on vegetables and cereals): 60% bakery products, 30% processed vegetables, 10% meat.

**VEGE-6** Code “11673” (Prepared frozen dishes based on vegetables and cereals): 60% bakery products, 30% processed vegetables, 10% meat.

**VEGE-7** Code “11161” (Prepared fresh dishes (based on pastries and mixture of other products): 60% bakery products, 30% processed vegetables, 10% meat dishes.

**VEGE-8** Code “11162” (Prepared frozen dishes (based on pastries and mixture of other products): 60% bakery products, 30% processed vegetables, 10% meat dishes.

## FRANCE – FOOD AGGREGATION TABLE FOR FRUITS

HOUSEHOLD BUDGET SURVEY 1985	HOUSEHOLD BUDGET SURVEY 1991	HOUSEHOLD BUDGET SURVEY 1995
<b>FRESH FRUITS</b>		
<b>APPLES</b>		
3211 Apples	3211 Apples	11691 Apples
<b>CITRUS FRUITS</b>		
3111 Oranges	3111 Oranges	11681 Oranges
3112 Mandarins and clementins	3112 Mandarins and clementins	11682 Mandarins and clementins
3113 Lemons	3113 Lemons	11683 Lemons
3114 Grapefruits	3114 Grapefruits	11684 Grapefruits
3119 Other citrus fruits	3119 Other citrus fruits	11685 Other citrus fruits
<b>BANANAS</b>		
3121 Bananas	3121 Bananas	11686 Bananas
<b>GRAPES</b>		
3241 Grapes	3241 Grapes	11695 Grapes
<b>PLUMS</b>		
3293 Plums	3293 Plums	1169C Plums
<b>BERRIES</b>		
3251 Strawberries (incl. wild)	3251 Strawberries (incl. wild)	11696 Strawberries
<b>APRICOTS AND PEACHES</b>		
3231 Peaches	3231 Peaches	11693 Peaches
3291 Apricots	3291 Apricots	1169A Apricots
<b>CHERRIES AND SOUR CHERRIES</b>		
3292 Cherries	3292 Cherries	1169B Cherries
<b>PEARS</b>		
3221 Pears	3221 Pears	11692 Pears

**FRANCE – FOOD AGGREGATION TABLE FOR FRUITS (continued)**

HOUSEHOLD BUDGET SURVEY 1985		HOUSEHOLD BUDGET SURVEY 1991		HOUSEHOLD BUDGET SURVEY 1995	
<b>OTHER FRESH FRUITS</b>					
3000	Fresh fruits not identified	3000	Fresh fruits not identified	11687	Pineapple
3122	Pineapple	3122	Pineapple	11688	Avocado
3123	Avocado	3123	Avocado	11689	Kiwi
3129	Other fruits exotic	3129	Other fruits exotic	1168A	Litchi
3232	Brugnons, nectarines	3232	Brugnons, nectarines	1168B	Longanis
3252	Red currants, raspberries	3252	Red currants, raspberries	1168C	Papaya
3261	Melons	3261	Melons	1168D	Mango
3262	Watermelons	3262	Watermelons	1168E	Other tropical fruits
3299	Other fresh fruits	3299	Other fresh fruits	11694	Brugnons, nectarines
				11697	Red currants, raspberries
				11698	Melons
				11699	Watermelons
				1169D	Figs, fresh
				1169E	Dates, fresh
				1169F	Other fresh fruits
<b>PROCESSED FRUITS</b>					
3341	Prunes	3341	Prunes	116A4	Other dried fruits
3391	Dates, dried and other dried fruits	3391	Dates, dried and other dried fruits	116B1	Fruits in syrup unmixed, macédoine, fruit salad
3411-3414	Fruits in syrup	3411-3414	Fruits in syrup	116B3	Frozen fruits
3491-3494	Fruit cocktail	3491-3494	Fruit cocktail		
3511	Fruits frozen	3511	Fruits frozen		

## FRANCE – FOOD AGGREGATION TABLE FOR FRUIT AND VEGETABLE JUICES

HOUSEHOLD BUDGET SURVEY 1985	HOUSEHOLD BUDGET SURVEY 1991	HOUSEHOLD BUDGET SURVEY 1995
<b>FRUIT AND VEGETABLE JUICES</b>		
9221      Vegetable and fruit juices	9221      Vegetable and fruit juices	12112      Vegetable and fruit juices



## FRANCE – FOOD AGGREGATION TABLE FOR SUGAR AND SUGAR PRODUCTS

HOUSEHOLD BUDGET SURVEY 1985		HOUSEHOLD BUDGET SURVEY 1991		HOUSEHOLD BUDGET SURVEY 1995	
<b>SUGAR</b>					
8111	Lump sugar	8111	Lump sugar	11801	Lump sugar
8112	Caster sugar	8112	Caster sugar	11802	Caster sugar
8119	Other sugars	8119	Other sugars	11803	Other sugars
				11A12	Sweetening substances
<b>SUGAR PRODUCTS</b>					
3521	Jams	3521	Jams	116B2	Jam, compotes and marmelade
3522	Compote and marmalade	3522	Compote and marmalade	11151	Produced for dessert and pastry making
3523	Sweetened chestnut puree	3523	Sweetened chestnut puree	11152	Desserts to be prepared or be served
8121	Honey	8121	Honey	11A11	Honey
8211	Candied fruits, marrons glacés	8211	Candied fruits, marrons glacés	11A13	Candied fruits, marrons glacés
8212	Confectioneries based on chocolate	8212	Confectioneries based on chocolate	11A14	Fruit pastes
8219	Candy and other confectionary	8219	Candy and other confectionary	11A15	Confectioneries based on chocolate
8311	Chocolate in bars	8311	Chocolate in bars	11A16	Candy and other confectionary
8631	Products for pastry making	8631	Products for pastry making	11A18	Chocolate in bars
8641	Desserts to be prepared or be served	8641	Desserts to be prepared or be served		
8651	Preparations for ice-creams	8651	Preparations for ice-creams		
9241	Syrups	9241	Syrups	12113	Syrups

## FRANCE – FOOD AGGREGATION TABLE FOR NON-ALCOHOLIC BEVERAGES

HOUSEHOLD BUDGET SURVEY 1985		HOUSEHOLD BUDGET SURVEY 1991		HOUSEHOLD BUDGET SURVEY 1995	
<b>STIMULANTS</b>					
<b>COFFEE</b>					
9311	Coffee beans or ground	9311	Coffee beans or ground	11901	Coffee
9312	Instant coffee	9312	Instant coffee	11902	Instant coffee normal or decaffeinated
9313	Coffee substitutes	9313	Coffee substitutes	11903	Coffee essences, malt coffee, chicory and soluble
<b>TEA AND SIMILAR INFUSIONS</b>					
9321	Tea	9321	Tea	11904	Tea
9322	Infusions	9322	Infusions	11905	Infusions
<b>COCOA</b>					
8312	Drinking chocolate & other products	8312	Drinking chocolate & other products	11153	Chocolate drink
				11A19	Cocoa in powder
<b>MINERAL WATER</b>					
9211	Mineral water, plain	9211	Mineral water, plain	12111	Mineral water
9212	Mineral water, sparkling	9212	Mineral water, sparkling		
<b>SOFT DRINKS</b>					
9222	Drinks with fruits, plain	9222	Drinks with fruits, plain	12114	Other beverages, non alcoholic
9231	Lemonades	9231	Lemonades		
9232	Sodas with fruit extracts	9232	Sodas with fruit extracts		
9233	Drinks with fruits, sparkling	9233	Drinks with fruits, sparkling		
9234	Colas, bitter, tonic	9234	Colas, bitter, tonic		
9251*5	Soft drinks dried <sup>1</sup>	9251*5	Soft drinks dried <sup>1</sup>		
9261	Other soft drinks	9261	Other soft drinks		

**NOTES FOR NON ALCOHOLIC BEVERAGES:**

**NONALCO-1** Multiplication by 5 to convert it into drink equivalents

**FRANCE – FOOD AGGREGATION TABLE FOR ALCOHOLIC BEVERAGES (continued)**

<b>HOUSEHOLD BUDGET SURVEY 1985</b>		<b>HOUSEHOLD BUDGET SURVEY 1991</b>		<b>HOUSEHOLD BUDGET SURVEY 1995</b>	
<b>WINE</b>					
9111	Wines of standard quality	9111	Wines of standard quality	13111	Wines of standard quality
9112	Wines of superior quality	9112	Wines of superior quality	13112	Wines of superior quality
9113	Wines AOC	9113	Wines AOC	13113	Wines sparkling
9114	Wines sparkling	9114	Wines sparkling	13114	Champagne
9115	Champagne	9115	Champagne		
<b>BEER</b>					
9131	Beer	9131	Beer	13219	Beer
9141	Cider	9141	Cider	1321A	Cider
<b>SPIRITS</b>					
9121	Aniseed aperitifs	9121	Aniseed aperitifs	13211	Aniseed aperitifs
9122	Natural sweet wines and other aperitifs	9122	Natural sweet wines and other aperitifs	13212	Natural sweet wines
9125	Whisky, bourbon	9125	Whisky, bourbon	13213	Other aperitifs
9126	Brandies	9126	Brandies	13214	Whisky, bourbon
9127	Liquors	9127	Liquors	13215	Brandies
				13216	Rum
				13217	Punch
				13218	Liquors

## FRANCE – FOOD AGGREGATION TABLE FOR MISCELLANEOUS FOODS AND DISHES

HOUSEHOLD BUDGET SURVEY 1985		HOUSEHOLD BUDGET SURVEY 1991		HOUSEHOLD BUDGET SURVEY 1995	
<b>FOOD ITEMS</b>					
4519	Chips salted or flavoured	4519	Chips salted or flavoured	11142	Dietetic products
8000	Grocery products not identified	8000	Grocery products not identified	11722	Chips
8511	Salt, pepper, spices	8511	Salt, pepper, spices	11A21	Salt
8521	Mayonnaise	8521	Mayonnaise	11A22	Pepper and spices
8531	Mustard	8531	Mustard	11A23	Mayonnaise
8571	Vinegar	8571	Vinegar	11A24	Mustard
8591	Other condiments and sauces	8591	Other condiments and sauces	11A28	Vinegar
8621	Beef extracts liquid or solid	8621	Beef extracts liquid or solid	11A29	Other condiments and sauces
8921	Products dietetic	8921	Products dietetic	11A32	Yeast
8991	Other products	8991	Other products	1162Q	Aromatic fresh herbs
8711	Jars of baby food	8711	Jars of baby food	11141	Products and juices made up for children
8721	Flour for children	8721	Flour for children		
8731	Milk for children	8731	Milk for children		
8741	Fruit or vegetable juices for children	8741	Fruit or vegetable juices for children		
8791	Other products for children	8791	Other products for children		
8911	Products purchased by distributors	8911	Products purchased by distributors		
<b>DISHES</b>					

## **Food Aggregation Tables - GREECE**

## GREECE – FOOD AGGREGATION TABLE FOR CEREALS AND CEREAL PRODUCTS

HOUSEHOLD BUDGET SURVEY 1981-1982	HOUSEHOLD BUDGET SURVEY 1987-1988	HOUSEHOLD BUDGET SURVEY 1998-1999
<b>BREAD AND ROLLS</b>		
13 Bread (all types)	13 Bread (all types)	011121 Bread (all types)
<b>BAKERY PRODUCTS (bread and rolls excluded)</b>		
14 Rusks	14 Rusks	011122 Rusks
15 Biscuits, crackers, buns and pastries	15 Biscuits, crackers, buns and pastries	011123 Bakery products (incl. biscuits, crackers, buns, cheese pies, cream pies, pita bread).
		011141 Pastry products (cakes, buns, cheese pies, cheese-ham pies, pizza etc.)
		011142 Confectioneries based on flour and other cereal products
<b>RICE, CEREALS AND PRODUCTS (flour and pasta excluded)</b>		
16 Rice	16 Rice	011110 Rice
12 Cereals	12 Cereals	011151*0.04 Cereals and flour <sup>1</sup>
18 Other cereal based products (corn-flour, dough, baby food, quaker etc.)	18 Other cereal based products (dough, baby food, quaker etc.)	011152 Other cereal based products (e.g. breakfast cereals, quacker, pop corn, corn on the knob, cereal-based savory snacks, baby food and dietary products)
<b>FLOUR</b>		
11 Flour (semolina included)	11 Flour (semolina included)	011151*0.96 Cereals and flour <sup>1</sup> (semolina included)
<b>PASTA</b>		
17 Pasta	17 Pasta	011130 Pasta

**NOTES FOR CEREALS:**

**CER-1** Code "011151" (cereals and flour): 96% flour and 4% cereals (wheat, corn and sesame)

## GREECE – FOOD AGGREGATION TABLE FOR MEAT AND MEAT PRODUCTS

HOUSEHOLD BUDGET SURVEY 1981-1982	HOUSEHOLD BUDGET SURVEY 1987-1988	HOUSEHOLD BUDGET SURVEY 1998-1999
<b>RED MEAT</b>		
<b>PORK MEAT (fresh and frozen)</b>		
25 Fresh pork	25 Fresh pork	011221 Fresh pork
33 Frozen pork	33 Frozen pork	011222 Frozen pork
<b>BEEF, VEAL AND CALF MEAT (fresh and frozen)</b>		
21 Fresh beef	21 Fresh beef	01121 Fresh beef 1
28 Frozen beef	28 Frozen beef	01121 Frozen beef 3
22 Fresh veal	22 Fresh veal	01121 Fresh veal 2
29 Frozen veal	29 Frozen veal	01121 Frozen veal 4
<b>RED MEAT OTHER THAN PORK AND BEEF (fresh and frozen)</b>		
23 Fresh lamb/kid	23 Fresh lamb/kid	011231 Fresh lamb/kid
24 Fresh sheep/goat	24 Fresh sheep/goat	011232 Fresh sheep/goat
31 Frozen lamb/kid	31 Frozen lamb/kid	011233 Frozen lamb/kid
32 Frozen sheep/goat	32 Frozen sheep/goat	011234 Frozen sheep/goat
		011271 Other types of meat, fresh (rabbit, pigeon, game etc)
		011272 Other types of meat, frozen
<b>OFFAL (fresh and frozen)</b>		
27 Other parts of fresh meat (offal)	27 Other parts of fresh meat (offal)	011253 Offal
35 Other parts of frozen meat (offal)	35 Other parts of frozen meat (offal)	
<b>POULTRY (fresh and frozen)</b>		
26 Fresh poultry	2 Fresh poultry	011241 Fresh poultry
	6	
34 Frozen poultry	3 Frozen poultry	011242 Frozen poultry
	4	

**GREECE – FOOD AGGREGATION TABLE FOR MEAT AND MEAT PRODUCTS (continued)**

HOUSEHOLD BUDGET SURVEY 1981-1982	HOUSEHOLD BUDGET SURVEY 1987-1988	HOUSEHOLD BUDGET SURVEY 1998-1999
<b>CANNED MEAT AND MEAT PRODUCTS</b>		
36 Cold cuts, cured meat, matured meat, etc.	36 Cold cuts, cured meat, matured meat, etc.	011251 Cold cuts, cured meat, matured meat etc.
37 Canned meat, ham, bacon	37 Canned meat, ham, bacon	011252 Ham and bacon
		011260 Canned meat and other meat products
<b>MEAT DISHES</b>		
38 Roasted meat, chicken.	38 Roasted meat, chicken, pizza	



## GREECE – FOOD AGGREGATION TABLE FOR FISH AND SEAFOOD

HOUSEHOLD BUDGET SURVEY 1981-1982	HOUSEHOLD BUDGET SURVEY 1987-1988	HOUSEHOLD BUDGET SURVEY 1998-1999
<b>FISH (fresh, frozen and processed)</b>		
41	41	011311
42 Fresh fish	42 Fresh fish	011312 Fresh fish
43	43	011313
45 Frozen fish	45 Frozen fish	011314 Frozen fish
47 Cured, dried and smoked fish	47 Cured, dried and smoked fish	011331 Cured, dried and smoked fish
48 Cured hake	48 Cured hake	011332 Cured hake
49 Canned fish	49 Canned fish	011340 Canned fish, fish roe, caviar, fish pies
<b>SEAFOOD</b>		
44 Fresh seafood	44 Fresh seafood	011321 Fresh seafood (incl. snails)
46 Frozen seafood	46 Frozen seafood	011322 Frozen seafood (incl. snails)
<b>FISH DISHES</b>		

## GREECE – FOOD AGGREGATION TABLE FOR EGGS, MILK AND MILK PRODUCTS

HOUSEHOLD BUDGET SURVEY 1981-1982	HOUSEHOLD BUDGET SURVEY 1987-1988	HOUSEHOLD BUDGET SURVEY 1998-1999
<b>EGGS</b>		
69 Eggs	69 Eggs	011470 Eggs and egg products
<b>MILK</b>		
61 Fresh milk	61 Fresh milk	011411 Fresh milk
64*2.2 Condensed milk (unsweetened) <sup>1</sup>	64*2.2 Condensed milk (unsweetened) <sup>1</sup>	011421 Low fat milk
65*8 Dried milk <sup>1</sup>	65*8 Dried milk <sup>1</sup>	011431*2.2 Condensed milk (sweetened and unsweetened) <sup>1</sup>
		011432*8 Dried milk <sup>1</sup>
<b>CHEESE</b>		
67 Soft cheese	67 Soft cheese	011451 Soft cheese
68*1.5 Hard cheese <sup>2</sup>	68*1.5 Hard cheese <sup>2</sup>	011452*1.5 Hard cheese <sup>2</sup>
<b>MILK PRODUCTS (milk and cheese excluded)</b>		
66 Yogurt	66 Yogurt, yogurt desserts, fresh cream	011440 Yogurt
63*2.2 Condensed milk (sweetened) <sup>1</sup>	63*2.2 Condensed milk (sweetened) <sup>1</sup>	011462 Fresh cream
62 Chocolate milk	62 Chocolate milk	011461 Chocolate milk
168 Ice cream	168 Ice cream	011850 Ice cream, sorbet
		011463 Milk based beverages and deserts, yogurt deserts etc. (incl. rice pudding)

### NOTES FOR MILK:

**MILK-1** All milk items (e.g. condensed milk, dried milk) are converted to fresh milk equivalents:

1 unit condensed \* 2.2 = 1 unit fresh milk

1 unit dried milk \* 8 = 1 unit fresh milk

**MILK-2** Multiplication by 1.5 is used for the conversion of hard cheese to fresh cheese equivalents

## GREECE – FOOD AGGREGATION TABLE FOR ADDED LIPIDS

HOUSEHOLD BUDGET SURVEY 1981-1982		HOUSEHOLD BUDGET SURVEY 1987-1988		HOUSEHOLD BUDGET SURVEY 1998-1999	
<b>LIPIDS OF ANIMAL ORIGIN</b>					
<b>BUTTER</b>					
53	Butter, fresh cream	53	Butter	011510	Butter
<b>ANIMAL FAT (butter excluded)</b>					
56	Animal cooking fat	56	Animal cooking fat	011550	Lard and other animal cooking fat
<b>LIPIDS OF VEGETABLE ORIGIN</b>					
<b>VEGETABLE FAT</b>					
<b>MARGARINE</b>					
54	Margarine	54	Margarine	011521	Margarine
<b>VEGETABLE FAT (margarine excluded)</b>					
55	Vegetable cooking fat	55	Vegetable cooking fat	011522	Vegetable cooking fat
<b>VEGETABLE OILS</b>					
<b>OLIVE OIL</b>					
51	Olive oil	51	Olive oil	011530	Olive oil
<b>SEED OILS (olive oil excluded)</b>					
52	Vegetable oils	52	Vegetable oils	011540	Vegetable oils

**GREECE – FOOD AGGREGATION TABLE FOR POTATOES AND OTHER STARCHY ROOTS,  
PULSES AND NUTS**

HOUSEHOLD BUDGET SURVEY 1981-1982	HOUSEHOLD BUDGET SURVEY 1987-1988	HOUSEHOLD BUDGET SURVEY 1998-1999
<b>POTATOES AND OTHER STARCHY ROOTS</b>		
81 Potatoes, sweet potatoes	81 Potatoes, sweet potatoes	011770 Potatoes
82 Potato products	82 Potato products	011780 Sweet potatoes, potato products and other starchy products
<b>PULSES</b>		
71 Beans	71 Beans	011751 Beans
72 Lentils	72 Lentils	011752 Lentils
73 Chick peas	73 Chick peas	011753 Chick peas
74 Other pulses	74 Other pulses	011754 Other pulses
<b>NUTS</b>		
152 Nuts	152 Nuts	011682 Nuts

## GREECE – FOOD AGGREGATION TABLE FOR VEGETABLES

HOUSEHOLD BUDGET SURVEY 1981-1982		HOUSEHOLD BUDGET SURVEY 1987-1988		HOUSEHOLD BUDGET SURVEY 1998-1999	
<b>FRESH VEGETABLES</b>					
<b>GREEN LEAFY VEGETABLES</b>					
93	Greens (endive, etc.)	93	Greens (endive, etc.)	011711	Greens (endive, etc.)
102	Lettuce	102	Lettuce	011712	Lettuce
109	Spinach	109	Spinach	011713	Spinach
<b>CABBAGE</b>					
101	Cabbages	101	Cabbages	011722	Cabbages
98	Cauliflower and broccoli	98	Cauliflower and broccoli	011721	Cauliflower and broccoli
<b>TOMATOES</b>					
111	Tomatoes	111	Tomatoes	011738	Tomatoes
<b>CARROTS</b>					
95	Carrots	95	Carrots	011742	Carrots
<b>ONIONS, GARLIC &amp; LEEK</b>					
99	Onions, fresh and dried	99	Fresh onion	011743	Fresh onion
108	Garlic	108	Fresh garlic	011746	Fresh garlic
		75	Dried onions and garlic	011755	Dried onions, garlic
107	Leek	107	Leek	011745	Leek
<b>OTHER FRESH VEGETABLES</b>					
112	French beans	112	French beans	011739	French beans
94	Green peas	94	Green peas	011732	Green peas
97	Broad beans	97	Broad beans	011734	Broad beans
92	Cucumber	92	Cucumber	011731	Cucumber
106	Pepper	106	Pepper	011737	Pepper
103	Eggplants	103	Eggplants	011735	Eggplants

**GREECE – FOOD AGGREGATION TABLE FOR VEGETABLES (continued)**

HOUSEHOLD BUDGET SURVEY 1981-1982		HOUSEHOLD BUDGET SURVEY 1987-1988		HOUSEHOLD BUDGET SURVEY 1998-1999	
<b>OTHER FRESH VEGETABLES (continued)</b>					
91	Globe artichoke	91	Globe artichoke	011741	Globe artichoke
96	Zucchini	96	Zucchini	011733	Zucchini
104	Okra	104	Okra	011736	Okra
105	Beetroots	105	Beetroots	011744	Beetroots
113	Other vegetables	113	Other vegetables	011747	Other vegetables (mushrooms incl)
<b>PROCESSED VEGETABLES</b>					
57	Olives	57	Olives	011763	Olives
124	Tomato paste, canned peeled tomatoes	124	Tomato paste, canned peeled tomatoes	011765	Tomato paste, canned tomatoes
122	Canned vegetables	122	Canned vegetables	011762	Canned vegetables
123	Pickles	123	Pickles	011764	Pickles
121	Frozen vegetables	121	Frozen vegetables	011761	Frozen vegetables

## GREECE – FOOD AGGREGATION TABLE FOR FRUITS

HOUSEHOLD BUDGET SURVEY 1981-1982		HOUSEHOLD BUDGET SURVEY 1987-1988		HOUSEHOLD BUDGET SURVEY 1998-1999	
<b>FRESH FRUITS</b>					
<b>APPLES</b>					
137	Apples	137	Apples	011630	Apples
<b>CITRUS FRUITS</b>					
146	Lemons	146	Lemons	011611	Lemons
147	Mandarins	147	Mandarins	011612	Mandarins
148	Oranges	148	Oranges	011613	Oranges
149	Other citrus fruits	149	Other citrus fruits	011614	Other citrus fruits
<b>BANANAS</b>					
139	Bananas	139	Bananas	011620	Bananas
<b>GRAPES</b>					
142	Grapes	142	Grapes	011662	Grapes
<b>PLUMS</b>					
134	Plums	134	Plums	011654	Plums
<b>BERRIES</b>					
144	Strawberries	144	Strawberries	011663	Strawberries
<b>APRICOTS AND PEACHES</b>					
132	Apricots	132	Apricots	011652	Apricots
141	Peaches	141	Peaches	011651	Peaches
<b>CHERRIES AND SOUR CHERRIES</b>					
133	Sour cherries	133	Sour cherries	011653	Sour cherries and cherries
136	Cherries	136	Cherries		
<b>PEARS</b>					
131	Pears	131	Pears	011640	Pears

**GREECE – FOOD AGGREGATION TABLE FOR FRUITS (continued)**

HOUSEHOLD BUDGET SURVEY 1981-1982		HOUSEHOLD BUDGET SURVEY 1987-1988		HOUSEHOLD BUDGET SURVEY 1998-1999	
<b>OTHER FRESH FRUITS</b>					
135	Watermelons	135	Watermelons	011672	Watermelons
140	Melons	140	Melons	011673	Melons
138	Loquat	138	Loquat	011656	Loquat
143	Figs	143	Figs	011661	Figs
145	Other fruits	145	Other fruits	011655	Avocado
				011671	Kiwi
				011674	Other fruits
<b>PROCESSED FRUITS</b>					
151	Dried fruits	151	Dried fruits	011681	Dried fruits
153	Preserved fruits	153	Preserved fruits	011691	Preserved fruits



## GREECE – FOOD AGGREGATION TABLE FOR FRUIT AND VEGETABLE JUICES

HOUSEHOLD BUDGET SURVEY 1981-1982	HOUSEHOLD BUDGET SURVEY 1987-1988	HOUSEHOLD BUDGET SURVEY 1998-1999
<b>FRUIT JUICES</b>		
		012230 Fruit juices (incl. condensed fruit juices)
<b>VEGETABLE JUICES</b>		
125 Tomato juice	125 Tomato juice	012240 Vegetable juices

**NOTES FOR FRUIT AND VEGETABLE JUICES:**

**JUCES-1** Code “193 ” (fruit and vegetable juices): 97% fruit juices and 3% vegetable juices

## GREECE – FOOD AGGREGATION TABLE FOR SUGAR AND SUGAR PRODUCTS

HOUSEHOLD BUDGET SURVEY 1981-1982	HOUSEHOLD BUDGET SURVEY 1987-1988	HOUSEHOLD BUDGET SURVEY 1998-1999
<b>SUGAR</b>		
161 Sugar	161 Sugar	011810 Sugar
<b>SUGAR PRODUCTS</b>		
162 Honey, syrup, glucose	162 Honey, syrup, glucose	011821 Honey, syrup, glucose
164 Candies and other sweets	164 Candies and other sweets	011822 Marmalade, fruit jelly, compotes
167 Confectionery (cakes, glazed fruit, Greek sweets, rice pudding)	167 Confectionery (cakes, glazed fruit, Greek sweets, rice pudding)	011841 Candies and other sweets (incl. chewing gums)
165 Fruit in syrup, jelly, cream caramel	165 Fruit in syrup, jelly, cream caramel	011842 Greek sweets, cakes
163 Marmalade-compotes	163 Marmalade-compotes	011830 Chocolates, pralines
166 Chocolates, pralines	166 Chocolates, pralines	011843 Wedding and birthday cakes
169 Other confectionery (incl. chewing gum, white chocolate, chocolate spread with nuts)	169 Other confectionery (incl. chewing gum, white chocolate, chocolate spread with nuts)	011860 Other confectionery (incl. fruit in syrup, chocolate spread with nuts, baby food and dietary products containing at least 50% cocoa)

## GREECE – FOOD AGGREGATION TABLE FOR NON-ALCOHOLIC BEVERAGES

HOUSEHOLD BUDGET SURVEY 1981-1982	HOUSEHOLD BUDGET SURVEY 1987-1988	HOUSEHOLD BUDGET SURVEY 1998-1999
<b>STIMULANTS</b>		
<b>COFFEE</b>		
171 Coffee beans or ground	171 Coffee beans or ground	012110 Coffee beans or ground
<b>TEA AND SIMILAR INFUSIONS</b>		
172 Tea	172 Tea	012121 Tea 012122 Herbal teas (chamomile, etc.)
<b>COCOA</b>		
173 Cocoa	173 Cocoa	012130 Cocoa
<b>MINERAL WATER</b>		
192 Mineral water, soda	192 Mineral water, soda	012210 Mineral water, soda
<b>SOFT DRINKS</b>		
191 Soft drinks (juices excluded) (“cola” type, etc.)	191 Soft drinks (juices excluded) (“cola” type, etc.)	012220 Soft drinks (“cola” type, etc.) (juices excluded)

## GREECE – FOOD AGGREGATION TABLE FOR ALCOHOLIC BEVERAGES

HOUSEHOLD BUDGET SURVEY 1981-1982	HOUSEHOLD BUDGET SURVEY 1987-1988	HOUSEHOLD BUDGET SURVEY 1998-1999
<b>WINE</b>		
201 Wine 202 Sparkling wine	201 Wine 202 Sparkling wine	021210 Wine 021220 Sparkling wine
<b>BEER</b>		
203 Beer	203 Beer	021310 Beer
<b>SPIRITS</b>		
204 Other alcoholic beverages (brandy, ouzo, whiskey, etc.)	204 Other alcoholic beverages (brandy, ouzo, whiskey, etc.)	021110 Other alcoholic beverages (brandy, ouzo, whiskey, etc.)

## GREECE – FOOD AGGREGATION TABLE FOR MISCELLANEOUS FOODS AND DISHES

HOUSEHOLD BUDGET SURVEY 1981-1982		HOUSEHOLD BUDGET SURVEY 1987-1988		HOUSEHOLD BUDGET SURVEY 1998-1999	
<b>FOOD ITEMS</b>					
174	Savory snacks	174	Savory snacks	011714	Parsley, celery, dill
175	Other foods (spices, salt, mayonnaise, ketchup, baby foods, ready soups etc.)	175	Other foods (spices, salt, mayonnaise, ketchup, baby foods, ready soups etc.)	011692	Homogenised baby food and slimming food, based on fruit
				011766	Homogenised baby food and slimming food, based on vegetables
				011910	Ready-made sauces, mustard, mayonnaise vinegar etc.
				011920	Spices and condiments
				011930	Ready-made soups, meat and vegetable juices, baking powder etc.
				011940	Other food
<b>DISHES</b>					

## **Food Aggregation Tables - IRELAND**

**IRELAND – FOOD AGGREGATION TABLE FOR CEREALS AND CEREAL PRODUCTS (continued)**

HOUSEHOLD BUDGET SURVEY 1987		HOUSEHOLD BUDGET SURVEY 1994-1995		HOUSEHOLD BUDGET SURVEY 1999-2000	
<b>BREAD AND ROLLS</b>					
101	White bread	101	White bread	101	White bread
102	Soda bread	102	Soda bread	102	Soda bread
103	Brown bread	103	Brown bread	103	Brown bread
104*0.9	Other bread (French, Vienna) <sup>1</sup>	104*0.9	Other bread (French, Vienna) <sup>1</sup>	104*0.9	Other bread (French, Vienna) <sup>1</sup>
<b>BAKERY PRODUCTS (bread and rolls excluded)</b>					
104*0.1	Other bread (croissants) <sup>1</sup>	104*0.1	Other bread (croissants) <sup>1</sup>	104*0.1	Other bread (croissants) <sup>1</sup>
108	Biscuits and rusks	108	Biscuits and rusks	108	Biscuits and rusks
109	Cakes and Buns	109	Cakes and Buns	109	Cakes and Buns
				447	Pizza
				448	Pizza bread
222*0.7	Prepared meals, dishes and food mixtures <sup>2</sup>	222*0.7	Prepared meals, dishes and food mixtures <sup>2</sup>		
<b>RICE, CEREALS AND PRODUCTS (flour and pasta excluded)</b>					
202	Rice	202	Rice	202	Rice
200	Oatmeal	200	Oatmeal	200	Oatmeal
201	Breakfast cereals	201	Breakfast cereals	201	Breakfast cereals
203	Sago; tapioca; semolina	203	Sago; tapioca; semolina	203	Sago; tapioca; semolina
205*0.3	Pop corn, corn on the cob, rye flour, etc. <sup>3</sup>	205*0.3	Pop corn, corn on the cob, rye flour, etc. <sup>3</sup>	205	Pop corn, corn on the cob, rye flour, etc.
<b>FLOUR</b>					
105	White flour, plain	105	White flour, plain	105	White flour, plain
106	White flour, self-raising	106	White flour, self-raising	106	White flour, self-raising
107	Wholemeal flour	107	Wholemeal flour	107	Wholemeal flour
204	Corn flour	204	Corn flour	204	Corn flour

## IRELAND – FOOD AGGREGATION TABLE FOR CEREALS AND CEREAL PRODUCTS (continued)

HOUSEHOLD BUDGET SURVEY 1987	HOUSEHOLD BUDGET SURVEY 1994-1995	HOUSEHOLD BUDGET SURVEY 1999-2000	
<b>PASTA</b>			
205*0.7 Spaghetti, ravioli, macaroni <sup>3</sup>	205*0.7 Spaghetti, ravioli, macaroni <sup>3</sup>	449	Pasta

**NOTES:**

**CER\_1:** Code 104 (other bread): 30% French, 60% Vienna and 10% croissants

**CER\_2:** Code 222 (prepared food): 70% Pizza, 30% Other prepared food.

**CER\_3:** Code 205 (other cereals): 70% Spaghetti, ravioli, macaroni, 30% Pop corn, corn on the cob, rye flour, etc



## IRELAND- FOOD AGGREGATION TABLE FOR MEAT AND MEAT PRODUCTS

HOUSEHOLD BUDGET SURVEY 1987		HOUSEHOLD BUDGET SURVEY 1994-1995		HOUSEHOLD BUDGET SURVEY 1999-2000	
<b>RED MEAT</b>					
<b>PORK MEAT (fresh and frozen)</b>					
126	Pork	126	Pork	126	Pork
626	Pork (from own farm production)	626	Pork (from own farm production)	626	Pork (from own farm production)
<b>BEEF, VEAL AND CALF MEAT (fresh and frozen)</b>					
121	Sirloin steak	121	Sirloin steak	121	Sirloin steak
621	Sirloin steak (from own farm production)	621	Sirloin steak (from own farm production)	621	Sirloin steak (from own farm production)
122	Round Steak	122	Round Steak	122	Round Steak
622	Round Steak (from own farm production)	622	Round Steak (from own farm production)	622	Round Steak (from own farm production)
123	Other beef and veal	123	Other beef and veal	123	Other beef and veal
623	Other beef and veal (from own farm production)	623	Other beef and veal (from own farm production)	623	Other beef and veal (from own farm production)
136	Minced meat <sup>1</sup>	136	Minced meat <sup>1</sup>	136	Minced meat <sup>1</sup>
636	Minced meat (from own farm production) <sup>1</sup>	636	Minced meat (from own farm production) <sup>1</sup>	636	Minced meat (from own farm production) <sup>1</sup>
<b>RED MEAT OTHER THAN PORK AND BEEF (fresh and frozen)</b>					
124	Mutton	124	Mutton	124	Mutton
624	Mutton (from own farm production)	624	Mutton (from own farm production)	624	Mutton (from own farm production)
125	Lamb	125	Lamb	125	Lamb
625	Lamb (from own farm production)	625	Lamb (from own farm production)	625	Lamb (from own farm production)
138*0.05	Other meat <sup>2</sup>	138*0.05	Other meat <sup>2</sup>	138*0.05	Other meat <sup>2</sup>

**IRELAND – FOOD AGGREGATION TABLE FOR MEAT AND MEAT PRODUCTS (continued)**

HOUSEHOLD BUDGET SURVEY 1987		HOUSEHOLD BUDGET SURVEY 1994-1995		HOUSEHOLD BUDGET SURVEY 1999-2000	
<b>RED MEAT OTHER THAN PORK AND BEEF (fresh and frozen) (continued)</b>					
638*0.05	Other meat (from own farm production) <sup>2</sup>	638*0.05	Other meat (from own farm production) <sup>2</sup>	638*0.05	Other meat (from own farm production) <sup>2</sup>
<b>OFFAL (fresh and frozen)</b>					
137	Liver	137	Liver	137	Liver
637	Liver (from own farm production)	637	Liver (from own farm production)	637	Liver (from own farm production)
138*0.2	Offal <sup>2</sup>	138*0.2	Offal <sup>2</sup>	138*0.2	Offal <sup>2</sup>
638*0.2	Offal (from own farm production) <sup>2</sup>	638*0.2	Offal (from own farm production) <sup>2</sup>	638*0.2	Offal (from own farm production) <sup>2</sup>
<b>POULTRY (fresh and frozen)</b>					
134	Chicken	134	Chicken	134	Chicken
634	Chicken (from own farm production)	634	Chicken (from own farm production)	634	Chicken (from own farm production)
135	Other poultry	135	Other poultry	135	Other poultry
635	Other poultry (from own farm production)	635	Other poultry (from own farm production)	635	Other poultry (from own farm production)
<b>CANNED MEAT AND MEAT PRODUCTS</b>					
127	Rashers	127	Rashers	127	Rashers
627	Rashers (from own farm production)	627	Rashers (from own farm production)	627	Rashers (from own farm production)
128	Bacon (uncooked)	128	Bacon (uncooked)	128	Bacon (uncooked)
628	Bacon (uncooked) (from own farm production)	628	Bacon (uncooked) (from own farm production)	628	Bacon (uncooked) (from own farm production)
129	Ham (uncooked)	129	Ham (uncooked)	129	Ham (uncooked)

## IRELAND – FOOD AGGREGATION TABLE FOR MEAT AND MEAT PRODUCTS (continued)

HOUSEHOLD BUDGET SURVEY 1987		HOUSEHOLD BUDGET SURVEY 1994-1995		HOUSEHOLD BUDGET SURVEY 1999-2000	
<b>CANNED MEAT AND MEAT PRODUCTS (continued)</b>					
629	Ham (uncooked) (from own farm production)	629	Ham (uncooked) (from own farm production)	629	Ham (uncooked) (from own farm production)
130	Sausages	130	Sausages	130	Sausages
630	Sausages (from own farm production)	630	Sausages (from own farm production)	630	Sausages (from own farm production)
131	Black and white pudding	131	Black and white pudding	131	Black and white pudding
631	Black and white pudding (from own farm production)	631	Black and white pudding (from own farm production)	631	Black and white pudding (from own farm production)
132	Ham (cooked)	132	Ham (cooked)	132	Ham (cooked)
133*0.2	Other cooked meat <sup>3</sup>	133*0.2	Other cooked meat <sup>3</sup>	133*0.2	Other cooked meat <sup>3</sup>
<b>MEAT DISHES</b>					
133*0.8	Other cooked meat <sup>3</sup>	133*0.8	Other cooked meat <sup>3</sup>	133*0.8	Other cooked meat <sup>3</sup>
138*0.75	Other meat <sup>2</sup>	138*0.75	Other meat <sup>2</sup>	138*0.75	Other meat <sup>2</sup>
638*0.75	Other meat (from own farm production) <sup>2</sup>	638*0.75	Other meat (from own farm production) <sup>2</sup>	638*0.75	Other meat (from own farm production) <sup>2</sup>

**NOTES:**

**MEAT\_1:** Codes 136 and 636 (minced meat): Almost all minced meat is of beef origin.

**MEAT\_2:** Codes 138 and 638 (other meat): 75% meat dishes and meat products, 20% offal, 5% other meat.

**MEAT\_3:** Code 133 (other cooked meat): 65% meat pies, 20% delicatessen-type sausages/hot dogs, 15% others.

## IRELAND– FOOD AGGREGATION TABLE FOR FISH AND SEAFOOD

HOUSEHOLD BUDGET SURVEY 1987		HOUSEHOLD BUDGET SURVEY 1994-1995		HOUSEHOLD BUDGET SURVEY 1999-2000	
<b>FISH (fresh, frozen and processed)</b>					
139	Cod/ fresh	139	Cod/ fresh	139	Cod/ fresh
140	Haddock/ fresh	140	Haddock/ fresh	140	Haddock/ fresh
141	Plaice/Sole /fresh	141	Plaice/Sole /fresh	141	Plaice/Sole /fresh
142	Whiting /fresh	142	Whiting /fresh	142	Whiting /fresh
143	Herring /fresh	143	Herring /fresh	143	Herring /fresh
144*0.85	Other fresh fish <sup>1</sup>	144*0.85	Other fresh fish <sup>1</sup>	144*0.85	Other fresh fish <sup>1</sup>
145*0.70	Frozen fish <sup>2</sup>	145*0.70	Frozen fish <sup>2</sup>	145*0.70	Frozen fish <sup>2</sup>
147	Haddock /dried and cured	147	Haddock /dried and cured	147	Haddock /dried and cured
148	Herrings/ Kipper/dried and cured	148	Herrings/ Kipper/dried and cured	148	Herrings/ Kipper/dried and cured
149	Other dried and cured fish <sup>3</sup>	149	Other dried and cured fish <sup>3</sup>	149	Other dried and cured fish <sup>3</sup>
150	Salmon/tinned	150	Salmon/tinned	150	Salmon/tinned
151	Sardines/tinned	151	Sardines/tinned	151	Sardines/tinned
152*0.99	Other tinned fish <sup>4</sup>	152*0.99	Other tinned fish <sup>4</sup>	687 152*0.3	Tinned tuna Other tinned fish <sup>5</sup>
<b>SEAFOOD</b>					
144*0.15	Fresh seafood <sup>1</sup>	144*0.15	Fresh seafood <sup>1</sup>	144*0.15	Fresh seafood <sup>1</sup>
152*0.01	Tinned seafood <sup>4</sup>	152*0.01	Tinned seafood <sup>4</sup>	152*0.7	Tinned seafood <sup>5</sup>
<b>FISH DISHES</b>					
145*0.30	Fish fingers and fish dishes (fish cakes and pancakes) <sup>2</sup>	145*0.30	Fish fingers and fish dishes (fish cakes and pancakes) <sup>2</sup>	145*0.30	Fish fingers and fish dishes (fish cakes and pancakes) <sup>2</sup>

NOTES:

**FISH\_1:** Code 144 (other fresh fish and seafood): 85% fresh fish and 15% fresh seafood.

**FISH\_2:** Code 145 (frozen fish, fish fingers and fish dishes): 70% frozen fish, and 30% fish fingers and fish dishes.

**FISH\_3:** Code 149 (other dried and cured fish): Only a minute amount of seafood would be dried and cured, so fish is predominately classified under this code.

**FISH\_4:** Code 152 (other tinned fish and tinned seafood): 99% tinned fish and 1% tinned seafood. (1987 + 1994-1995)

**FISH\_4:** Code 152 (other tinned fish and tinned seafood):30% tinned fish and 70% tinned seafood. (1999-2000)

## IRELAND– FOOD AGGREGATION TABLE FOR EGGS, MILK AND MILK PRODUCTS

HOUSEHOLD BUDGET SURVEY 1987		HOUSEHOLD BUDGET SURVEY 1994-1995		HOUSEHOLD BUDGET SURVEY 1999-2000	
<b>EGGS</b>					
116/60 616	Eggs Eggs (from own farm production)	116/60 616	Eggs Eggs (from own farm production)	116/60 616	Eggs Eggs (from own farm production)
<b>MILK</b>					
110 610	Fresh milk Fresh milk (from own farm production)	110 610	Fresh milk Fresh milk (from own farm production)	110 610	Fresh milk Fresh milk (from own farm production)
111*2.2	Condensed milk <sup>1</sup>	111*2.2	Condensed milk <sup>1</sup>	111*2.2	Condensed milk <sup>1</sup>
788	School milk – free	788	School milk – free	788	School milk – free
789	School milk –concessionary	789	School milk –concessionary	789	School milk –concessionary
114*0.2	Skimmed milk <sup>2</sup>	114*0.2	Skimmed milk <sup>2</sup>	114*0.2	Skimmed milk <sup>2</sup>
<b>CHEESE</b>					
115*0.41*1.5	Cheese, cheddar <sup>3,4</sup>	115*0.41*1.5	Cheese, cheddar <sup>3,4</sup>	115*0.41*1.5	Cheese, cheddar <sup>3,4</sup>
115*0.59	Cheese <sup>4</sup>	115*0.59	Cheese <sup>4</sup>	115*0.59	Cheese <sup>4</sup>
615	Cheese (from own farm production)	615	Cheese (from own farm production)	615	Cheese (from own farm production)
<b>MILK PRODUCTS (milk and cheese excluded)</b>					
112 612	Fresh cream Fresh cream (from own farm production)	112 612	Fresh cream Fresh cream (from own farm production)	112 612	Fresh cream Fresh cream (from own farm production)

## IRELAND– FOOD AGGREGATION TABLE FOR EGGS, MILK AND MILK PRODUCTS (continued)

HOUSEHOLD BUDGET SURVEY 1987	HOUSEHOLD BUDGET SURVEY 1994-1995	HOUSEHOLD BUDGET SURVEY 1999-2000
<b>MILK PRODUCTS (milk and cheese excluded) (continued)</b>		
114*0.8 Other milk products (buttermilk, whey, curds, yoghurt, synthetic cream, etc) <sup>2</sup>	819 Dairy Spreads  114*0.8 Other milk products (buttermilk, whey, curds, yoghurt, synthetic cream, etc) <sup>2</sup>	819 Dairy Spreads
614 Other milk products (from own farm/ garden production)	614 Other milk products (from own farm/ garden production)	614 Other milk products (from own farm/ garden production)
214*0.6 Ice cream and ice lollies <sup>5</sup>	214*0.6 Ice cream and ice lollies <sup>5</sup>	214*0.6 Ice cream and ice lollies <sup>5</sup>
		114*0.8 Other milk products (buttermilk, whey, curds, yoghurt, synthetic cream, etc) <sup>2</sup>

**NOTES:**

**MILKPRD\_1:** All milk items (e.g. condensed milk, dried milk) are converted to fresh milk equivalents:

1 unit condensed milk \* 2.2 = 1 unit fresh milk

1 unit dried milk \* 8 = 1 unit fresh milk

**MILKPRD\_2:** Code 114 (skimmed milk, other milk products): 20% skimmed milk and 80% other milk products (40% yoghurt, 16% buttermilk, 4% whey, 4% curds, 16% synthetic cream)

**MILKPRD\_3:** Multiplication by 1.5 is used for the conversion of hard cheese to fresh cheese equivalents

**MILKPRD\_4:** Code 115 (cheese): 41% refers to cheddar cheese according to market shares, 48% to processed cheese, 4% cottage cheese, 4% spread cheese, 2% cream cheese and 1% other cheese (camembert).

**MILKPRD\_5:** Code 214 (Ice cream and ice lollies): 1 lit ice cream = 0.6 kg ice cream

## IRELAND – FOOD AGGREGATION TABLE FOR ADDED LIPIDS

HOUSEHOLD BUDGET SURVEY 1987		HOUSEHOLD BUDGET SURVEY 1994-1995		HOUSEHOLD BUDGET SURVEY 1999-2000	
<b>LIPIDS OF ANIMAL ORIGIN</b>					
<b>BUTTER</b>					
117	Butter	117	Butter	117	Butter
617	Butter (from own farm production)	617	Butter (from own farm production)	617	Butter (from own farm production)
<b>ANIMAL FAT (butter excluded)</b>					
119	Lard and proprietary cooking fats <sup>1</sup>	119	Lard and proprietary cooking fats <sup>1</sup>	119	Lard and proprietary cooking fats <sup>1</sup>
<b>LIPIDS OF VEGETABLE ORIGIN</b>					
<b>VEGETABLE FAT</b>					
<b>MARGARINE</b>					
118	Margarine	118	Margarine	118	Margarine
<b>VEGETABLE FAT (margarine excluded)</b>					
120*0.01	Peanut or garlic butter <sup>2</sup>	120*0.03	Peanut or garlic butter <sup>2</sup>	120*0.03	Peanut or garlic butter <sup>2</sup>
<b>VEGETABLE OILS</b>					
<b>OLIVE OIL</b>					
120*0.02	Olive oil <sup>2</sup>	120*0.1	Olive oil <sup>2</sup>	120*0.1	Olive oil <sup>2</sup>
<b>SEED OILS (olive oil excluded)</b>					
120*0.97	Vegetable oils <sup>2</sup>	120*0.87	Vegetable oils <sup>2</sup>	120*0.87	Vegetable oils <sup>2</sup>

**NOTES:**

**LIPID\_1:** Codes 119 (lard and proprietary cooking fats) and 752 (cooking fat): They only include animal fat.

**LIPID\_2:** Code 120 (vegetable oils): 1987 HBS: 1% peanut/garlic butter, 2% olive oil, and 97% vegetable oil

1994-1995 & 1999-2000 HBS: 3% peanut/garlic butter, 10% olive oil, and 87% vegetable oil

**IRELAND – FOOD AGGREGATION TABLE FOR POTATOES AND OTHER STARCHY ROOTS,  
PULSES AND NUTS**

HOUSEHOLD BUDGET SURVEY 1987		HOUSEHOLD BUDGET SURVEY 1994-1995		HOUSEHOLD BUDGET SURVEY 1999-2000	
<b>POTATOES AND OTHER STARCHY ROOTS</b>					
153	Potatoes /fresh (whole)	153	Potatoes /fresh (whole)	153	Potatoes /fresh (whole)
653	Potatoes (from own farm/ garden production)	653	Potatoes (from own farm/ garden production)	653	Potatoes (from own farm/ garden production)
166*5	Potatoes /dried <sup>1</sup>	166*5	Potatoes /dried <sup>1</sup>	166*5	Potatoes /dried <sup>1</sup>
718	Potatoes /frozen	718	Potatoes /frozen	718	Potatoes /frozen
<b>PULSES</b>					
165	Dried peas	165	Dried peas	165	Dried peas
167*0.9	Other pulses <sup>1</sup>	167*0.9	Other pulses <sup>1</sup>	167*0.9	Other pulses <sup>1</sup>
<b>NUTS</b>					
192*0.8	Nuts <sup>1</sup>	192*0.8	Nuts <sup>1</sup>	192*0.8	Nuts <sup>1</sup>

**NOTES:**

**POTATOES-1:** Multiplication by 5 is used for conversion of dried potato products to fresh potato equivalents

**PULSES\_1:** Code 167 (other dried pulses and vegetables): 90% pulses and 10% other dried vegetables.

**NUTS\_1:** Code 192 (nuts and other dried fruits): 20% dried fruits and 80% nuts.



## IRELAND – FOOD AGGREGATION TABLE FOR VEGETABLES

HOUSEHOLD BUDGET SURVEY 1987		HOUSEHOLD BUDGET SURVEY 1994-1995		HOUSEHOLD BUDGET SURVEY 1999-2000	
<b>FRESH VEGETABLES</b>					
<b>GREEN LEAFY VEGETABLES</b>					
158	Lettuce	158	Lettuce	158	Lettuce
658	Lettuce (from own farm/ garden production)	658	Lettuce (from own farm/ garden production)	658	Lettuce (from own farm/ garden production)
<b>CABBAGE</b>					
154	Cabbage	154	Cabbage	154	Cabbage
654	Cabbage (from own farm/ garden production)	654	Cabbage (from own farm/ garden production)	654	Cabbage (from own farm/ garden production)
156	Cauliflower	156	Cauliflower	156	Cauliflower
656	Cauliflower (from own farm/ garden production)	656	Cauliflower (from own farm/ garden production)	656	Cauliflower (from own farm/ garden production)
157	Brussels sprouts	157	Brussels sprouts	157	Brussels sprouts
657	Brussels sprout (from own farm/ garden production)	657	Brussels sprout (from own farm/ garden production)	657	Brussels sprout (from own farm/ garden production)
<b>TOMATOES</b>					
155	Tomatoes	155	Tomatoes	155	Tomatoes
655	Tomatoes (from own farm/ garden production)	655	Tomatoes (from own farm/ garden production)	655	Tomatoes (from own farm/ garden production)
<b>CARROTS</b>					
159	Carrots	159	Carrots	159	Carrots
659	Carrots (from own farm/ garden production)	659	Carrots (from own farm/ garden production)	659	Carrots (from own farm/ garden production)

**IRELAND– FOOD AGGREGATION TABLE FOR VEGETABLES (continued)**

<b>HOUSEHOLD BUDGET SURVEY 1987</b>		<b>HOUSEHOLD BUDGET SURVEY 1994-1995</b>		<b>HOUSEHOLD BUDGET SURVEY 1999-2000</b>	
<b>ONIONS AND GARLIC</b>					
160	Onions	160	Onions	160	Onions
660	Onions (from own farm/garden production)	660	Onions (from own farm/garden production)	660	Onions (from own farm/garden production)
<b>OTHER FRESH VEGETABLES</b>					
163	Peas	163	Peas	163	Peas
663	Peas (from own farm/garden production)	663	Peas (from own farm/garden production)	663	Peas (from own farm/garden production)
161	Turnips	161	Turnips	161	Turnips
661	Turnips (from own farm/garden production)	661	Turnips (from own farm/garden production)	661	Turnips (from own farm/garden production)
162	Parsnips	162	Parsnips	162	Parsnips
662	Parsnips (from own farm/garden production)	662	Parsnips (from own farm/garden production)	685	Red/green peppers
164	Other fresh vegetables	164	Other fresh vegetables	686	Broccoli
664	Other fresh vegetables (from own farm/garden production)	664	Other fresh vegetables (from own farm/garden production)	662	Parsnips (from own farm/garden production)
				164	Other fresh vegetables
				664	Other fresh vegetables (from own farm/garden production)
<b>PROCESSED VEGETABLES</b>					
171	Frozen peas	171	Frozen peas	171	Frozen peas
172	Other frozen vegetables	172	Other frozen vegetables	172	Other frozen vegetables
168	Tinned peas	168	Tinned peas	168	Tinned peas
169	Tinned beans	169	Tinned beans	169	Tinned beans

**IRELAND– FOOD AGGREGATION TABLE FOR VEGETABLES (continued)**

HOUSEHOLD BUDGET SURVEY 1987		HOUSEHOLD BUDGET SURVEY 1994-1995		HOUSEHOLD BUDGET SURVEY 1999-2000	
<b>PROCESSED VEGETABLES (continued)</b>					
170	Other tinned vegetables	170	Other tinned vegetables (tinned carrots, tinned tomatoes and other tinned vegetables)	170	Other tinned vegetables (tinned carrots, tinned tomatoes and other tinned vegetables)
167*0.1	Other dried vegetables <sup>1</sup>	167*0.1	Other dried vegetables <sup>1</sup>	167*0.1	Other dried vegetables <sup>1</sup>

**NOTES:**

**VEGE\_1:** Code 167 (other dried pulses and vegetables): 90% pulses and 10% other dried vegetables

## IRELAND – FOOD AGGREGATION TABLE FOR FRUITS

HOUSEHOLD BUDGET SURVEY 1987		HOUSEHOLD BUDGET SURVEY 1994-1995		HOUSEHOLD BUDGET SURVEY 1999-2000	
<b>FRESH FRUITS</b>					
<b>APPLES</b>					
173	Apples – eating	173	Apples – eating	173	Apples – eating
673	Apples- eating (from own farm/ garden production)	673	Apples- eating (from own farm/ garden production)	673	Apples- eating (from own farm/ garden production)
174	Apples-cooking	174	Apples-cooking	174	Apples-cooking
674	Apples-cooking (from own farm/ garden production)	674	Apples-cooking (from own farm/ garden production)	674	Apples-cooking (from own farm/ garden production)
<b>CITRUS FRUITS</b>					
175	Oranges	175	Oranges	175	Oranges
675	Oranges (from own farm/ garden production)	675	Oranges (from own farm/ garden production)	675	Oranges (from own farm/ garden production)
177	Grapefruit	177	Grapefruit	177	Grapefruit
677	Grapefruit (from own farm/ garden production)	677	Grapefruit (from own farm/ garden production)	677	Grapefruit (from own farm/ garden production)
178	Lemons	178	Lemons	178	Lemons
678	Lemons (from own farm/ garden production)	678	Lemons (from own farm/ garden production)	678	Lemons (from own farm/ garden production)
<b>BANANAS</b>					
176	Bananas	176	Bananas	176	Bananas
676	Bananas (from own farm/ garden production)	676	Bananas (from own farm/ garden production)	676	Bananas (from own farm/ garden production)

**IRELAND– FOOD AGGREGATION TABLE FOR FRUITS (continued)**

<b>HOUSEHOLD BUDGET SURVEY 1987</b>		<b>HOUSEHOLD BUDGET SURVEY 1994-1995</b>		<b>HOUSEHOLD BUDGET SURVEY 1999-2000</b>	
<b>GRAPES</b>					
180	Grapes	180	Grapes	180	Grapes
680	Grapes (from own farm/ garden production)	680	Grapes (from own farm/ garden production)	680	Grapes (from own farm/ garden production)
<b>PLUMS</b>					
179	Plums	179	Plums	179	Plums
679	Plums (from own farm/ garden production)	679	Plums (from own farm/ garden production)	679	Plums (from own farm/ garden production)
<b>BERRIES</b>					
181	Strawberries	181	Strawberries	181	Strawberries
681	Strawberries (from own farm/ garden production)	681	Strawberries (from own farm/ garden production)	681	Strawberries (from own farm/ garden production)
<b>APRICOTS AND PEACHES</b>					
183*0.4	Other fresh fruit <sup>1</sup>	183*0.4	Other fresh fruit <sup>1</sup>	183*0.45	Other fresh fruit <sup>1</sup>
<b>CHERRIES AND SOUR CHERRIES</b>					
<b>PEARS</b>					
183*0.5	Other fresh fruit <sup>1</sup>	183*0.5	Other fresh fruit <sup>1</sup>	183*0.5	Other fresh fruit <sup>1</sup>
<b>OTHER FRESH FRUITS</b>					
182	Rhubarb	182	Rhubarb	182	Rhubarb
682	Rhubarb (from own farm/ garden production)	682	Rhubarb (from own farm/ garden production)	642	Kiwi
183*0.1	Other fresh fruits	183*0.1	Other fresh fruits <sup>1</sup>	682	Rhubarb (from own farm/ garden production)
683	Other fresh fruits (from own farm/ garden production)	683	Other fresh fruits (from own farm/ garden production)	183*0.05	Other fresh fruits <sup>1</sup>
				683	Other fresh fruits (from own farm/ garden production)

**IRELAND– FOOD AGGREGATION TABLE FOR FRUITS (continued)**

HOUSEHOLD BUDGET SURVEY 1987		HOUSEHOLD BUDGET SURVEY 1994-1995		HOUSEHOLD BUDGET SURVEY 1999-2000	
<b>PROCESSED FRUITS</b>					
188	Currants	188	Currants	188	Currants
189	Raisins	189	Raisins	189	Raisins
190	Sultanas	190	Sultanas	190	Sultanas
191	Prunes	191	Prunes	191	Prunes
192*0.2	Other dried fruits <sup>2</sup>	192*0.2	Other dried fruits <sup>2</sup>	192*0.2	Other dried fruits <sup>2</sup>
184	Tinned pears	184	Tinned pears	184	Tinned pears
185	Tinned peaches	185	Tinned peaches	185	Tinned peaches
186	Tinned strawberries	186	Tinned strawberries	186	Tinned strawberries
187	Other tinned and bottled fruits	187	Other tinned and bottled fruits	187	Other tinned and bottled fruits
227	Frozen fruit	838	Frozen fruit	838	Frozen fruit

**NOTES:**

**FRUITS\_1:** Code 183 (other fresh fruits): 45% peaches, 50% pear and 5% other fresh fruit.

**FRUITS\_2:** Code 192 (nuts and other dried fruits): 20% dried fruits and 80% nuts.

## IRELAND – FOOD AGGREGATION TABLE FOR FRUIT AND VEGETABLE JUICES

HOUSEHOLD BUDGET SURVEY 1987	HOUSEHOLD BUDGET SURVEY 1994-1995	HOUSEHOLD BUDGET SURVEY 1999-2000
<b>FRUIT JUICES</b>		
215*0.99    Fruit juices	215*0.99    Fruit juices	215*0.99    Fruit juices
<b>VEGETABLE JUICES</b>		
215*0.01    Vegetable juices	215*0.01    Vegetable juices	215*0.01    Vegetable juices

**NOTES :**

**JUCES\_1 :** Code 215 (fruit and vegetable juices) : 1% vegetable juices and 99% fruit juices.

## IRELAND – FOOD AGGREGATION TABLE FOR SUGAR AND SUGAR PRODUCTS

HOUSEHOLD BUDGET SURVEY 1987		HOUSEHOLD BUDGET SURVEY 1994-1995		HOUSEHOLD BUDGET SURVEY 1999-2000	
<b>SUGAR</b>					
197	Sugar	197	Sugar	197	Sugar
<b>SUGAR PRODUCTS</b>					
199	Treacle and honey	199	Treacle and honey	199	Treacle and honey
699	Treacle and honey (from own farm/ garden production)	699	Treacle and honey (from own farm/ garden production)	699	Treacle and honey (from own farm/ garden production)
213*0.3	Sweets and chocolate <sup>1</sup>	213*0.3	Sweets and chocolate <sup>1</sup>	213*0.3	Sweets and chocolate <sup>1</sup>
198	Jams and marmalade	198	Jams and marmalade	198	Jams and marmalade
207	Jellies	207	Jellies	207	Jellies
213*0.7	Sweets and chocolate <sup>1</sup>	213*0.7	Sweets and chocolate <sup>1</sup>	213*0.7	Sweets and chocolate <sup>1</sup>

**NOTES:**

**SUGAR\_1:** Code 213 (sweets and chocolate): 70% chocolate and 30% sweets



## IRELAND – FOOD AGGREGATION TABLE FOR NON-ALCOHOLIC BEVERAGES

HOUSEHOLD BUDGET SURVEY 1987		HOUSEHOLD BUDGET SURVEY 1994-1995		HOUSEHOLD BUDGET SURVEY 1999-2000	
<b>STIMULANTS</b>					
<b>COFFEE</b>					
194	Coffee / ground or beans	194	Coffee / ground or beans	194	Coffee / ground or beans
195	Instant coffee	195	Instant coffee	195	Instant coffee
<b>TEA AND SIMILAR INFUSIONS</b>					
193	Tea	193	Tea	193	Tea
<b>COCOA</b>					
196	Cocoa / Drinking chocolate	196	Cocoa / Drinking chocolate	196	Cocoa / Drinking chocolate
<b>MINERAL WATER</b>					
719*0.3	Natural mineral water <sup>1</sup>	719*0.3	Natural mineral water <sup>1</sup>	719*0.3	Natural mineral water <sup>1</sup>
<b>SOFT DRINKS</b>					
719*0.7	Soft drinks <sup>1</sup>	719*0.7	Soft drinks <sup>1</sup>	719*0.7	Soft drinks <sup>1</sup>

**NOTES:**

**NON-ALCOH\_1:** Code 719 (natural mineral water and soft drinks): 30% mineral water and 70% soft drinks.

**IRELAND – FOOD AGGREGATION TABLE FOR ALCOHOLIC BEVERAGES**

HOUSEHOLD BUDGET SURVEY 1987	HOUSEHOLD BUDGET SURVEY 1994-1995	HOUSEHOLD BUDGET SURVEY 1999-2000
<b>WINE</b>		
721 Wine	721 Wine	721 Wine
<b>BEER</b>		
722 Ale, beer, porter	722 Ale, beer, porter	722 Ale, beer, porter
<b>SPIRITS</b>		
723 Spirits	723 Spirits	723 Spirits

## IRELAND – FOOD AGGREGATION TABLE FOR MISCELLANEOUS FOODS AND DISHES

HOUSEHOLD BUDGET SURVEY 1987		HOUSEHOLD BUDGET SURVEY 1994-1995		HOUSEHOLD BUDGET SURVEY 1999-2000	
<b>FOOD ITEMS</b>					
206	Prepared baby foods	206	Prepared baby foods	206	Prepared baby foods
113	Baby milk preparations	113	Baby milk preparations	113	Baby milk preparations
221	Potato crisps	221	Potato crisps	221	Potato crisps
209	Salt	209	Salt	209	Salt
210	Pepper	210	Pepper	210	Pepper
211	Mustard	211	Mustard	211	Mustard
212	Sauces and creams	212	Sauces and creams	212	Sauces and creams
208	Custard and blancmange powder	208	Custard and blancmange powder	208	Custard and blancmange powder
218	Tinned soup	218	Tinned soup	218	Tinned soup
219	Packet soup (dried)	219	Packet soup (dried)	219	Packet soup (dried)
217	Meat tubes and meat extracts	217	Meat tubes and meat extracts	217	Meat tubes and meat extracts
223	Other food (vinegar, herbs, spices, yeast, flavourings and essences, baking powder, artificial sweeteners)	223	Other food (vinegar, herbs, spices, yeast, flavourings and essences, baking powder, artificial sweeteners)	223	Other food (vinegar, herbs, spices, yeast, flavourings and essences, baking powder, artificial sweeteners)
<b>DISHES</b>					
222*0.3	Prepared meals, dishes and food mixtures <sup>1</sup>	222*0.3	Prepared meals, dishes and food mixtures <sup>1</sup>	222	Prepared meals, dishes and food mixtures
				649	Frozen dinners
220	Chip-shop purchases and other "take away"	220	Chip-shop purchases and other "take away"	220	Chip-shop purchases and other "take away"

**NOTES:**

**MISCEL\_1:** Code 222 (prepared food):. 70% pizza and 30% other prepared food

## **Food Aggregation Tables - ITALY**

## ITALY - FOOD AGGREGATION TABLE FOR CEREALS AND CEREAL PRODUCTS

HOUSEHOLD BUDGET SURVEY 1990	HOUSEHOLD BUDGET SURVEY 1993 & 1996
<b>BREAD AND ROLLS</b>	
101* 0.79 Bread	121* 0.84 Bread
<b>BAKERY PRODUCTS (bread and rolls excluded)</b>	
101* 0.06 Bakery Products	102 Cakes, biscuits, pastries, etc.
102 Cakes, biscuits, pastries, etc.	106 Bread substitutes
101*0.15 Pizza	121*0.16 Pizza
<b>RICE, CEREALS AND PRODUCTS (flour and pasta excluded)</b>	
105 Rice and rice products	105 Rice and rice products
103*0.13 Cereal grains	103*0.13 Cereal grains
705*0.01 Pop Corn	705*0.01 Pop Corn
<b>FLOUR</b>	
103*0.87 Flour	103*0.87 Flour
<b>PASTA</b>	
104*0.94 Pasta	107 Pasta filled
	124* 0.93 Pasta, not filled





## ITALY – FOOD AGGREGATION TABLE FOR MEAT AND MEAT PRODUCTS

HOUSEHOLD BUDGET SURVEY 1990	HOUSEHOLD BUDGET SURVEY 1993 & 1996
<b>RED MEAT</b>	
<b>PORK MEAT (fresh and frozen)</b>	
302*0.97    Pork	302*0.97    Pork
<b>BEEF, VEAL AND CALF MEAT (fresh and frozen)</b>	
321*0.96    Veal	321*0.96    Veal
322*0.95    Beef	322*0.95    Beef
<b>RED MEAT OTHER THAN PORK AND BEEF (fresh and frozen)</b>	
303*0.99    Horse Meat	303*0.99    Horse Meat
304*0.99    Ovine Meat	304*0.99    Ovine Meat
306*0.50    Rabbit & Game	306*0.50    Rabbit & Game
<b>OFFAL (fresh and frozen)</b>	
302*0.03    Pork Offal	302*0.03    Pork Offal
303*0.01    Horse Offal	303*0.01    Horse Offal
304*0.01    Ovine Offal	304*0.01    Ovine Offal
305*0.01    Poultry Offal	305*0.01    Poultry Offal
321*0.04    Veal Offal	321*0.04    Veal Offal
322*0.05    Beef Offal	322*0.05    Beef Offal
<b>POULTRY (fresh and frozen)</b>	
305*0.99    Poultry	305*0.99    Poultry
306*0.50    Duck, Goose, Turkey	306*0.50    Duck, Goose, Turkey
<b>CANNED MEAT AND MEAT PRODUCTS</b>	
307*0.12    Preserved meat (canned)	307*0.12    Preserved meat (canned)
308            Ham, Salami, Etc.	308            Ham, Salami, Etc.
<b>MEAT DISHES</b>	
307*0.85    Meat, Dishes	307*0.85    Meat, Dishes

## ITALY – FOOD AGGREGATION TABLE FOR FISH AND SEAFOOD

HOUSEHOLD BUDGET SURVEY 1990	HOUSEHOLD BUDGET SURVEY 1993 & 1996
<b>FISH (fresh, frozen and processed)</b>	
201*0.76 Fish, fresh and frozen 202*0.97 Fish, preserved	201* 0.76 Fish, fresh and frozen 202*0.97 Fish, preserved
<b>SEAFOOD</b>	
201*0.23 Seafood (fresh and frozen) 202*0.03 Seafood, preserved	201*0.23 Seafood (fresh and frozen) 202*0.03 Seafood, preserved
<b>FISH DISHES</b>	
201*0.01 Fish dishes	201*0.01 Fish dishes

## ITALY – FOOD AGGREGATION TABLE FOR EGGS, MILK AND MILK PRODUCTS

HOUSEHOLD BUDGET SURVEY 1990		HOUSEHOLD BUDGET SURVEY 1993 & 1996	
<b>EGGS</b>			
503	Eggs	503	Eggs
			
<b>MILK</b>			
501*0.88	Milk	521	Milk
			
<b>CHEESE</b>			
502*0.51*1.5	Hard Cheese <sup>1</sup>	506*1.5	Hard Cheese <sup>1</sup>
502*0.49	Soft Cheese	522	Soft Cheese
<b>MILK PRODUCTS (milk and cheese excluded)</b>			
501*0.12	Cream and yogurt	504	Yoghurt
702*0.63	Ice-Cream	505	Cream
		706	Ice-cream

**NOTES**

**MLKPRD\_1:** Multiplication by 1.5 is used for the conversion of hard cheese to fresh cheese equivalents



## ITALY – FOOD AGGREGATION TABLE FOR ADDED LIPIDS

HOUSEHOLD BUDGET SURVEY 1990		HOUSEHOLD BUDGET SURVEY 1993 & 1996	
<b>LIPIDS OF ANIMAL ORIGIN</b>			
<b>BUTTER</b>			
403	Butter	403	Butter
<b>ANIMAL FAT (butter excluded)</b>			
401	Lard and other Animal Fats	401	Lard and other Animal Fats
<b>LIPIDS OF VEGETABLE ORIGIN</b>			
<b>VEGETABLE FAT</b>			
<b>MARGARINE</b>			
402	Margarine	402	Margarine
<b>VEGETABLE FAT (margarine excluded)</b>			
<b>VEGETABLE OILS</b>			
<b>OLIVE OIL</b>			
404	Olive Oil	404	Olive Oil
<b>SEED OILS (olive oil excluded)</b>			
405	Seed Oil	405	Seed Oil

**ITALY – FOOD AGGREGATION TABLE FOR POTATOES AND OTHER STARCHY ROOTS,  
PULSES AND NUTS**

<b>HOUSEHOLD BUDGET SURVEY 1990</b>		<b>HOUSEHOLD BUDGET SURVEY 1993 &amp; 1996</b>	
<b>POTATOES AND OTHER STARCHY ROOTS</b>			
601	Potatoes	601	Potatoes
104*0.06	Gnocchi	124* 0.07	Gnocchi
<b>PULSES</b>			
605*0.26	Pulses	625*0.44	Pulses
<b>NUTS</b>			
608*0.51	Nuts	608*0.51	Nuts

## ITALY – FOOD AGGREGATION TABLE FOR VEGETABLES

HOUSEHOLD BUDGET SURVEY 1990	HOUSEHOLD BUDGET SURVEY 1993 & 1996
<b>FRESH VEGETABLES</b>	
<b>GREEN LEAFY VEGETABLES</b>	
603*0.31 Fresh leafy vegetables (cabbages excluded)	610*0.32 Fresh leafy vegetables
<b>CABBAGE</b>	
603*0.04 Cabbages	610*0.04 Cabbages
<b>TOMATOES</b>	
602 Tomatoes	602 Tomatoes
<b>CARROTS</b>	
603*0.05 Carrots	610*0.05 Carrots
<b>ONIONS AND GARLIC</b>	
603*0.04 Onions and garlic	610*0.04 Onions and garlic
<b>OTHER FRESH VEGETABLES</b>	
603*0.45 Other fresh vegetables	610*0.47 Other fresh vegetables
603*0.01 Fresh beans, peas, broad beans	623*0.32 Fresh beans, peas, broad beans
<b>PROCESSED VEGETABLES</b>	
603*0.06 Frozen Vegetables	604 Tomatoes, preserved
603*0.03 Frozen (beans, peas, broad beans)	610*0.06 Frozen Vegetables
604 Tomatoes preserved	611*0.69 Vegetables, preserved
605*0.28 Processed vegetables	623*0.68 Frozen beans, peas, broad beans
605*0.33 Pulses canned	625*0.56 Pulses canned

## ITALY – FOOD AGGREGATION TABLE FOR FRUITS

HOUSEHOLD BUDGET SURVEY 1990	HOUSEHOLD BUDGET SURVEY 1993 & 1996
<b>FRESH FRUITS</b>	
<b>APPLES</b>	
606*0.34 Apples	606*0.34 Apples
<b>CITRUS FRUITS</b>	
607 Citrus fruit	607 Citrus fruit
<b>BANANAS</b>	
606*0.09 Banana	606*0.09 Banana
<b>GRAPES</b>	
606*0.05 Grapes	606*0.05 Grapes
<b>PLUMS</b>	
606*0.03 Plums	606*0.03 Plums
<b>BERRIES</b>	
606*0.02 Strawberry	606*0.02 Strawberry
<b>APRICOTS AND PEACHES</b>	
606*0.19 Peaches and apricots	606*0.19 Peaches and apricots
<b>CHERRIES AND SOUR CHERRIES</b>	
606*0.02 Cherries	606*0.02 Cherries

## ITALY – FOOD AGGREGATION TABLE FOR FRUITS

HOUSEHOLD BUDGET SURVEY 1990		HOUSEHOLD BUDGET SURVEY 1993 & 1996	
<b>FRESH FRUITS (continued)</b>			
<b>PEARS</b>			
606*0.11	Pears	606*0.11	Pears
<b>OTHER FRESH FRUITS</b>			
606*0.14	Other fresh fruits	606*0.14	Other fresh fruit
<b>PROCESSED FRUITS</b>			
608*0.49	Fruit, dried	608*0.49	Fruit, dried
609*0.25	Fruit, preserved (e.g. frozen)	609*0.25	Fruit, preserved (e.g. frozen)
609*0.57	Fruit in syrup, canned	609*0.57	Fruit in syrup, canned

## ITALY – FOOD AGGREGATION TABLE FOR FRUIT AND VEGETABLE JUICES

HOUSEHOLD BUDGET SURVEY 1990	HOUSEHOLD BUDGET SURVEY 1993 & 1996
<b>FRUIT JUICES</b>	
802*0.94    Fruit juices and syrups	802*0.94    Fruit juices and syrups
<b>VEGETABLE JUICES</b>	

## ITALY – FOOD AGGREGATION TABLE FOR SUGAR AND SUGAR PRODUCTS

HOUSEHOLD BUDGET SURVEY 1990		HOUSEHOLD BUDGET SURVEY 1993 & 1996	
<b>SUGAR</b>			
701	Sugar	701	Sugar
<b>SUGAR PRODUCTS</b>			
702*0.33	Candies, marmalade and other sugar products	722*0.91	Candies, marmalade and other sugar products

## ITALY – FOOD AGGREGATION TABLE FOR NON-ALCOHOLIC BEVERAGES

HOUSEHOLD BUDGET SURVEY 1990		HOUSEHOLD BUDGET SURVEY 1993 & 1996	
<b>STIMULANTS</b>			
<b>COFFEE</b>			
704*0.88	Coffee	704*0.88	Coffee
<b>TEA AND SIMILAR INFUSIONS</b>			
704*0.12	Tea and similar infusions	704*0.12	Tea and similar infusions
<b>COCOA</b>			
702*0.03	Cocoa	722*0.09	Cocoa
<b>MINERAL WATER</b>			
801	Mineral water	801	Mineral water
<b>SOFT DRINKS</b>			
803	Soft drinks	803	Soft drinks
802*0.06*2.2	Concentrated juices (for the preparation of soft drinks) <sup>1</sup>	802*0.06*2.2	Concentrated juices (for the preparation of soft drinks) <sup>1</sup>

**NOTES:**

**NON-ALCO\_1:** Multiplication by 2.2 is used to convert concentrated juice.

## ITALY – FOOD AGGREGATION TABLE FOR ALCOHOLIC BEVERAGES



HOUSEHOLD BUDGET SURVEY 1990		HOUSEHOLD BUDGET SURVEY 1993 & 1996	
<b>WINE</b>			
804	Wine	804	Wine
<b>BEER</b>			
805	Beer	805	Beer
<b>SPIRITS</b>			
806	Spirits	806	Spirits

## ITALY – FOOD AGGREGATION TABLE FOR MISCELLANEOUS FOODS AND DISHES

HOUSEHOLD BUDGET SURVEY 1990		HOUSEHOLD BUDGET SURVEY 1993 & 1996	
<b>FOOD ITEMS</b>			
307*0.04	Meat, preserved, homogenized (baby food)	307*0.04	Meat, preserved, homogenized (baby food)
603*0.01	Herbs and spices	609*0.18	Homogenized fruit (baby foods)
605*0.13	Herbs and spices, dried	610*0.01	Herbs and spices
609*0.18	Homogenized fruit (baby foods)	611* 0.31	Herbs and spices, dried
705*0.99	Other foods	705*0.99	Other foods
<b>DISHES</b>			
		■	■

## **Food Aggregation Tables - NORWAY**

## NORWAY – FOOD AGGREGATION TABLE FOR CEREALS AND CEREAL PRODUCTS

HOUSEHOLD BUDGET SURVEY 1986-1988		HOUSEHOLD BUDGET SURVEY 1992-1994		HOUSEHOLD BUDGET SURVEY 1996-1998	
<b>BREAD AND ROLLS</b>					
003015	Dark bread <sup>1</sup>	003015	Dark bread <sup>1</sup>	003015	Dark bread <sup>1</sup>
003016	Rye bread	003016	Rye bread	003016	Rye bread
003017	Brown bread	003017	Brown bread	003017	Brown bread
003018	Vitabread (33% wholemeal)	003018	Vitabread (33% wholemeal)	003018	Vitabread (33% wholemeal)
003019	White bread	003019	White bread	003019	White bread
003020	Other kinds of bread	003020	Other kinds of bread	003020	Other kinds of bread
003022	Health food, bread (55% wholemeal with extra fiber)	003022	Health food, bread (55% wholemeal with extra fiber)	003022	Health food, bread (55% wholemeal with extra fiber)
<b>BAKERY PRODUCTS (bread and rolls excluded)</b>					
002010	Crispbread	002010	Crispbread	002010	Crispbread
002011	Rusks	002011	Rusks	002011	Rusks
002012	Biscuits, unsweetened	002012	Biscuits, unsweetened	002012	Biscuits, unsweetened
002013	Crispbread (with extra fiber)	002013	Crispbread (with extra fiber)	002013	Crispbread (with extra fiber)
004025	Buns	004025	Buns	004025	Buns
093259	Sandwiches, pizzas/ready- made	093259	Sandwiches, pizzas/ready- made	093259	Sandwiches, pizzas/ready- made
004026	Danish pastry	004026	Danish pastry	004026	Danish pastry
004027	Cut cakes	004027	Cut cakes	004027	Cut cakes
004028	Macaroon cakes	004028	Macaroon cakes	004028	Macaroon cakes
004029	Cream cakes	004029	Cream cakes	004029	Cream cakes
004030	Doughnuts	004030	Doughnuts	004030	Doughnuts
004031	Cookies	004031	Cookies	004031	Cookies
004032	Biscuits, sweet	004032	Biscuits, sweet	004032	Biscuits, sweet
004033	Sponge cake base	004033	Sponge cake base	004033	Sponge cake base
004034	Waffle	004034	Waffle	004034	Waffle

## NORWAY – FOOD AGGREGATION TABLE FOR CEREALS AND CEREAL PRODUCTS (continued)

HOUSEHOLD BUDGET SURVEY 1986-1988		HOUSEHOLD BUDGET SURVEY 1992-1994		HOUSEHOLD BUDGET SURVEY 1996-1998	
<b>RICE, CEREALS AND PRODUCTS (flour and pasta excluded)</b>					
001006	Rice grains	001006	Rice grains	001006	Rice grains
001005	Oat, grains	001005	Oat, grains	001005	Oat, grains
001007	Other grains (barley)	001007	Other grains (barley)	001007	Other grains (barley)
001008	Breakfast cereals	001008	Breakfast cereals	001008	Breakfast cereals
005039	Puffed rice, cornflakes	005039	Puffed rice, cornflakes	005039	Puffed rice, cornflakes
<b>FLOUR</b>					
001001	Wheat, flour, white	001001	Wheat, flour, white	001001	Wheat, flour, white
001002	Wheat, wholemeal	001002	Wheat, wholemeal	001002	Wheat, wholemeal
001003	Rye, flour	001003	Rye, flour	001003	Rye, flour
001004	Barley, flour	001004	Barley, flour	001004	Barley, flour
<b>PASTA</b>					
005038	Macaroni, spaghetti	005038	Macaroni, spaghetti	005038	Macaroni, spaghetti

### NOTES

**CER\_1:** Code “003015” (dark bread): Primarily wheat, 55% of which is wholemeal.

## NORWAY – FOOD AGGREGATION TABLE FOR MEAT AND MEAT PRODUCTS

HOUSEHOLD BUDGET SURVEY 1986-1988		HOUSEHOLD BUDGET SURVEY 1992-1994		HOUSEHOLD BUDGET SURVEY 1996-1998	
<b>RED MEAT</b>					
<b>PORK MEAT (fresh and frozen)</b>					
011052	Pork, carcass	011052	Pork, carcass	011052	Pork, carcass
011053	Pork, roasted meat, pork chops	011053	Pork, roasted meat, pork chops	011053	Pork, roasted meat, pork chops
011054	Pork shoulder, brisket	011054	Pork shoulder, brisket	011054	Pork shoulder, brisket
<b>BEEF, VEAL AND CALF MEAT (fresh and frozen)</b>					
011040	Beef, carcass	011040	Beef, carcass	011040	Beef, carcass
011041	Beef, with bone	011041	Beef, with bone	011041	Beef, with bone
011042	Beef, without bone	011042	Beef, without bone	011042	Beef, without bone
011044	Veal, carcass	011044	Veal, carcass	011044	Veal, carcass
011045	Veal, roast meat, cutlets	011045	Veal, roast meat, cutlets	011045	Veal, roast meat, cutlets
011046	Veal, shoulder, brisket, prime back	011046	Veal, shoulder, brisket, prime back	011046	Veal, shoulder, brisket, prime back
014079	Minced meat <sup>1</sup>	014079	Minced meat <sup>1</sup>	014079	Minced meat <sup>1</sup>
015092	Boneless meat cuts (beef), frozen	015092	Boneless meat cuts (beef), frozen	015092	Boneless meat cuts (beef), frozen
<b>RED MEAT OTHER THAN PORK AND BEEF (fresh and frozen)</b>					
011048	Mutton, carcass	011048	Mutton, carcass	011048	Mutton, carcass
011049	Mutton, roast meat, Cutlets	011049	Mutton, roast meat, Cutlets	011049	Mutton, roast meat, Cutlets
011050	Mutton, shoulder, brisket, prime back	011050	Mutton, shoulder, brisket, prime back	011050	Mutton, shoulder, brisket, prime back
011057	Whale, fresh	011057	Whale, fresh	011057	Whale, fresh
011058	Reindeer, moose	011058	Reindeer, moose	011058	Reindeer, moose
015093	Whale, frozen	015093	Whale, frozen	015093	Whale, frozen
<b>OFFAL (fresh and frozen)</b>					
011059	Liver	011059	Liver	011059	Liver
011060	Other edible offal	011060	Other edible offal	011060	Other edible offal
013075	Liver paste, canned	013075	Liver paste, canned	013075	Liver paste, canned
014085	Liver paste, fresh	014085	Liver paste, fresh	014085	Liver paste, fresh

**NORWAY – FOOD AGGREGATION TABLE FOR MEAT AND MEAT PRODUCTS (continued)**

<b>HOUSEHOLD BUDGET SURVEY 1986-1988</b>		<b>HOUSEHOLD BUDGET SURVEY 1992-1994</b>		<b>HOUSEHOLD BUDGET SURVEY 1996-1998</b>	
<b>POULTRY (fresh and frozen)</b>					
011056	Poultry/ fresh	011056	Poultry/ fresh	011056	Poultry/ fresh
015095	Poultry/ frozen	015095	Poultry/ frozen	015095	Poultry/ frozen
<b>CANNED MEAT AND MEAT PRODUCTS</b>					
012064	Smoked ham, uncut	012064	Smoked ham, uncut	012064	Smoked ham, uncut
012065	Smoked ham, cut	012065	Smoked ham, cut	012065	Smoked ham, cut
012066	Sausages, smoked, cut	012066	Sausages, smoked, cut	012066	Sausages, smoked, cut
012068	Salted pork and bacon	012068	Salted pork and bacon	012068	Salted pork and bacon
012069	Pork, salted, smoked and dried meat	012069	Pork, salted, smoked and dried meat	012069	Pork, salted, smoked and dried meat
013074	Unmixed canned ham, beef tongue	013074	Unmixed canned ham, beef tongue	013074	Unmixed canned ham, beef tongue
014081	Beef sausages fresh	014081	Beef sausages fresh	014081	Beef sausages fresh
014082	Roll, roast beef, beef tongue (cold cuts of meat), fresh	014082	Roll, roast beef, beef tongue (cold cuts of meat), fresh	014082	Roll, roast beef, beef tongue (cold cuts of meat), fresh
014083	Pork sausages and brawn, fresh	014083	Pork sausages and brawn, fresh	014083	Pork sausages and brawn, fresh
014084	Roast beef, beef tongue (cold cuts), fresh	014084	Roast beef, beef tongue (cold cuts), fresh	014084	Roast beef, beef tongue (cold cuts), fresh
014089	Meat aspic	014089	Meat aspic	014089	Meat aspic
014090	Blood pudding and chitterlings, fresh	014090	Blood pudding and chitterlings, fresh	014090	Blood pudding and chitterlings, fresh
<b>MEAT DISHES</b>					
013072	Meat balls, canned	013072	Meat balls, canned	013072	Meat balls, canned
013073	Canned ready-made dishes of meat with vegetables	013073	Canned ready-made dishes of meat with vegetables	013073	Canned ready-made dishes of meat with vegetables
013076	Meat dishes, other, canned	013076	Meat dishes, other, canned	013076	Meat dishes, other, canned
014080	Meat balls (mainly beef), fresh	014080	Meat balls (mainly beef), fresh	014080	Meat balls (mainly beef), fresh

## NORWAY – FOOD AGGREGATION TABLE FOR MEAT AND MEAT PRODUCTS (continued)

HOUSEHOLD BUDGET SURVEY 1986-1988		HOUSEHOLD BUDGET SURVEY 1992-1994		HOUSEHOLD BUDGET SURVEY 1996-1998	
<b>MEAT DISHES (continued)</b>					
014087	Meat products with potatoes/vegetables, fresh	014087	Meat products with potatoes/vegetables, fresh	014087	Meat products with potatoes/vegetables, fresh
014088	Meat stew	014088	Meat stew	014088	Meat stew
014091	Other products of fresh meat	014091	Other products of fresh meat	014091	Other products of fresh meat
015094	Ready made products of meat (meat balls, hamburgers, etc.), frozen	015094	Ready made products of meat (meat balls, hamburgers, etc.), frozen	015094	Ready made products of meat (meat balls, hamburgers, etc.), frozen

**Notes**

**MEAT\_1:** Code “014 079” (minced meat): Minced meat in Norway is mainly of beef origin



## NORWAY – FOOD AGGREGATION TABLE FOR FISH AND SEAFOOD

HOUSEHOLD BUDGET SURVEY 1986-1988		HOUSEHOLD BUDGET SURVEY 1992-1994		HOUSEHOLD BUDGET SURVEY 1996-1998	
<b>FISH (fresh, frozen and processed)</b>					
021098	Cod, gutted/ungutted, Fresh	021098	Cod, gutted/ungutted, Fresh	021098	Cod, gutted/ungutted, Fresh
021099	Cod, fillet, fresh	021099	Cod, fillet, fresh	021099	Cod, fillet, fresh
021100	Haddock, gutted/ungutted, fresh	021100	Haddock, gutted/ungutted, fresh	021100	Haddock, gutted/ungutted, fresh
021101	Haddock, fillet, fresh	021101	Haddock, fillet, fresh	021101	Haddock, fillet, fresh
021102	Coalfish, gutted/ ungutted, fresh	021102	Coalfish, gutted/ ungutted, fresh	021102	Coalfish, gutted/ ungutted, fresh
021103	Coalfish, fillet, fresh	021103	Coalfish, fillet, fresh	021103	Coalfish, fillet, fresh
021104	Halibut, fresh	021104	Halibut, fresh	021104	Halibut, fresh
021105	Flounder, gutted/ungutted, fresh	021105	Flounder, gutted/ungutted, fresh	021105	Flounder, gutted/ungutted, fresh
021106	Flounder, fillet, fresh	021106	Flounder, fillet, fresh	021106	Flounder, fillet, fresh
021107	Mackerel, ungutted, fresh	021107	Mackerel, ungutted, fresh	021107	Mackerel, ungutted, fresh
021108	Herring, ungutted, fresh	021108	Herring, ungutted, fresh	021108	Herring, ungutted, fresh
021109	Salmon, trout, eel, gutted/ ungutted, fresh	021109	Salmon, trout, eel, gutted/ ungutted, fresh	021109	Salmon, trout, eel, gutted/ ungutted, fresh
021110	Fresh fish, unspecified <sup>1</sup>	021110	Fresh fish, unspecified <sup>1</sup>	021110	Fresh fish, unspecified <sup>1</sup>
022115	Cod, gutted, frozen	022115	Cod, gutted, frozen	022115	Cod, gutted, frozen
022116	Cod, fillet, frozen	022116	Cod, fillet, frozen	022116	Cod, fillet, frozen
002117	Coalfish, gutted, frozen	002117	Coalfish, gutted, frozen	002117	Coalfish, gutted, frozen
002118	Coalfish, fillet, frozen	002118	Coalfish, fillet, frozen	002118	Coalfish, fillet, frozen
002119	Other frozen fish, gutted	002119	Other frozen fish, gutted	002119	Other frozen fish, gutted
002120	Other frozen fish, fillet	002120	Other frozen fish, fillet	002120	Other frozen fish, fillet
023123	Herring and mackerel, smoked, gutted	023123	Herring and mackerel, smoked, gutted	023123	Herring and mackerel, smoked, gutted
023124	Herring and mackerel, smoked and cured, fillet	023124	Herring and mackerel, smoked and cured, fillet	023124	Herring and mackerel, smoked and cured, fillet
023125	Salmon and trout, smoked and cured, fillet	023125	Salmon and trout, smoked and cured, fillet	023125	Salmon and trout, smoked and cured, fillet

**NORWAY – FOOD AGGREGATION TABLE FOR FISH AND SEAFOOD (continued)**

HOUSEHOLD BUDGET SURVEY 1986-1988		HOUSEHOLD BUDGET SURVEY 1992-1994		HOUSEHOLD BUDGET SURVEY 1996-1998	
<b>FISH (fresh, frozen and processed) (continued)</b>					
023126	Cod, coalfish and other lean fish, salted	023126	Cod, coalfish and other lean fish, salted	023126	Cod, coalfish and other lean fish, salted
023127	Clipfish and stockfish	023127	Clipfish and stockfish	023127	Clipfish and stockfish
023128	Cod pickled in lye	023128	Cod pickled in lye	023128	Cod pickled in lye
025136*0.7	Sardines <sup>2</sup>	025136*0.7	Sardines <sup>2</sup>	025136*0.7	Sardines <sup>2</sup>
025137	Herring, pickled	025137	Herring, pickled	025137	Herring, pickled
<b>SEAFOOD</b>					
025136*0.3	Shellfish (crab) <sup>2</sup>	025136*0.3	Shellfish (crab) <sup>2</sup>	025136*0.3	Shellfish (crab) <sup>2</sup>
023130	Shellfish	023130	Shellfish	023130	Shellfish
021112	Liver, roe (fresh)	021112	Liver, roe (fresh)	021112	Liver, roe (fresh)
024134	Roe and liver of fish (canned)	024134	Roe and liver of fish (canned)	024134	Roe and liver of fish (canned)
025138	Caviar substitutes	025138	Caviar substitutes	025138	Caviar substitutes
<b>FISH DISHES</b>					
022121	Ready made food of fish (frozen)	022121	Ready made food of fish (frozen)	022121	Ready made food of fish (frozen)
024133	Minced fish products (canned)	024133	Minced fish products (canned)	024133	Minced fish products (canned)
026139	Minced fish, fish pudding (fresh)	026139	Minced fish, fish pudding (fresh)	026139	Minced fish, fish pudding (fresh)
026140	Fish cakes, fish balls (fresh)	026140	Fish cakes, fish balls (fresh)	026140	Fish cakes, fish balls (fresh)
026141	Fresh products of fish	026141	Fresh products of fish	026141	Fresh products of fish
026142	Fish salads	026142	Fish salads	026142	Fish salads
026143	Fish products, unspecified	026143	Fish products, unspecified	026143	Fish products, unspecified

**NOTES**

**FISH\_1:** Code “021110” (fresh fish unspecified): it does not include any fish roe or liver (these are categorized as code 112). It contains any other kind of fish than those included in codes 99-109.

**FISH\_2:** Code “025136” (sardines and shellfish): 30% shellfish and 70% canned sardines, kippers, etc.

## NORWAY – FOOD AGGREGATION TABLE FOR EGGS, MILK AND MILK PRODUCTS

HOUSEHOLD BUDGET SURVEY 1986-1988		HOUSEHOLD BUDGET SURVEY 1992-1994		Household budget survey 1996-1998	
<b>EGGS</b> <sup>A-1</sup>					
035171/60	Eggs	035171/60	Eggs	035171/60	Eggs
<b>MILK</b> <sup>A-2</sup>					
031146	Full cream milk	031146	Full cream milk	031146	Full cream milk
031149	Skimmed milk	031149	Skimmed milk	031149	Skimmed milk
031152	Semi-skimmed milk	031152	Semi-skimmed milk	031152	Semi-skimmed milk
031157*2.2	Condensed milk	031157*2.2	Condensed milk	031157*2.2	Condensed milk
031158*8	Milk powdered	031158*8	Milk powdered	031158*8	Milk powdered
<b>CHEESE</b> <sup>A-3</sup>					
034159*1.5	White cheese (45% fat)	034159*1.5	White cheese (45% fat)	034159*1.5	White cheese (45% fat)
034160*1.5	White cheese (45-50% fat)	034160*1.5	White cheese (45-50% fat)	034160*1.5	White cheese (45-50% fat)
034161*1.5	White cheese (60-80% fat)	034161*1.5	White cheese (60-80% fat)	034161*1.5	White cheese (60-80% fat)
034162	White cheese (10-30% fat )	034162	White cheese (10-30% fat)	034162	White cheese (10-30% fat)
034163	Spreadable cheese	034163	Spreadable cheese	034163	Spreadable cheese
034164	Curdled milk cheese	034164	Curdled milk cheese	034164	Curdled milk cheese
034166	Whey cheese, goat (33-35% fat)	034166	Whey cheese, goat (33-35% fat)	034166	Whey cheese, goat (33-35% fat)
034167	Whey cheese, cow (33% fat)	034167	Whey cheese, cow (33% fat)	034167	Whey cheese, cow (33% fat)
034168	Whey cheese, lean (7-21% fat)	034168	Whey cheese, lean (7-21% fat)	034168	Whey cheese, lean (7-21% fat)
034169	Curds	034169	Curds	034169	Curds
<b>MILK PRODUCTS (milk and cheese excluded)</b> <sup>A-2</sup>					
031147	Kefir milk	031147	Kefir milk	031147	Kefir milk
031148	Yoghurt	031148	Yoghurt	031148	Yoghurt
031150	Ready made milk Products	031150	Ready made milk Products	031150	Ready made milk Products
031151*8	Instant cocoa with powdered milk <sup>1</sup>	031151*8	Instant cocoa with powdered milk <sup>1</sup>	031151*8	Instant cocoa with powdered milk <sup>1</sup>

## NORWAY – FOOD AGGREGATION TABLE FOR EGGS, MILK AND MILK PRODUCTS (continued)

HOUSEHOLD BUDGET SURVEY 1986-1988		HOUSEHOLD BUDGET SURVEY 1992-1994		HOUSEHOLD BUDGET SURVEY 1996-1998	
<b>MILK PRODUCTS (milk and cheese excluded) (continued)</b>					
032153	Cream, sour cream (35%)	032153	Cream, sour cream (35%)	032153	Cream, sour cream (35%)
032154	Cream, sour cream (20%)	032154	Cream, sour cream (20%)	032154	Cream, sour cream (20%)
032155	Cream (10%)	032155	Cream (10%)	032155	Cream (10%)
032156	Ready made products of full cream	032156	Ready made products of full cream	032156	Ready made products of full cream
092243	Ice cream	092243	Ice cream	092243	Ice cream

### NOTES

**A-1:** The average weight for an egg is 50 g. Division by 50 gives the number of pieces of eggs.

**A-2:** All milk items (e.g. condensed milk, dried milk) are converted to fresh milk equivalents:

1 unit condensed \* 2.2 = 1 unit fresh milk

1 unit dried milk \* 8 = 1 unit fresh milk

**A-3:** Multiplication by 1.5 is used for the conversion of hard cheese to fresh cheese equivalents

## NORWAY – FOOD AGGREGATION TABLE FOR ADDED LIPIDS

HOUSEHOLD BUDGET SURVEY 1986-1988		HOUSEHOLD BUDGET SURVEY 1992-1994		HOUSEHOLD BUDGET SURVEY 1996-1998	
<b>LIPIDS OF ANIMAL ORIGIN</b>					
<b>BUTTER</b>					
041172	Butter	041172	Butter	041172	Butter
<b>ANIMAL FAT (butter excluded)</b>					
042176	Lard	042176	Lard	042176	Lard
042173* 0.25	Margarine hard <sup>1</sup>	042173* 0.25	Margarine hard <sup>1</sup>	042173* 0.25	Margarine hard <sup>1</sup>
<b>LIPIDS OF VEGETABLE ORIGIN</b>					
<b>VEGETABLE FAT</b>					
<b>MARGARINE</b>					
042173*0.75	Margarine, hard <sup>1</sup>	042173*0.75	Margarine, hard <sup>1</sup>	042173*0.75	Margarine, hard <sup>1</sup>
042174	Margarine, soft	042174	Margarine, soft	042174	Margarine, soft
042178	Margarine, light	042178	Margarine, light	042178	Margarine, light
<b>VEGETABLE FAT (margarine excluded)</b>					
<b>VEGETABLE OILS</b>					
<b>OLIVE OIL</b>					
042175*0.1	Olive oil <sup>2</sup>	042175*0.1	Olive oil <sup>2</sup>	042175*0.1	Olive oil <sup>2</sup>
<b>SEED OILS (olive oil excluded)</b>					
042175*0.9	Vegetable oils <sup>2</sup>	042175*0.9	Vegetable oils <sup>2</sup>	042175*0.9	Vegetable oils <sup>2</sup>

**NOTES**

**LIPIDS\_1:** Code “042173” (hard margarine): 75% margarine and 25% fish oil.

**LIPIDS\_2:** Code “042175” (olive and vegetable oils): 10% olive oil and 90% other vegetable oils.

**NORWAY – FOOD AGGREGATION TABLE FOR POTATOES AND OTHER STARCHY ROOTS,  
PULSES AND NUTS**

HOUSEHOLD BUDGET SURVEY 1986-1988		HOUSEHOLD BUDGET SURVEY 1992-1994		HOUSEHOLD BUDGET SURVEY 1996-1998	
<b>POTATOES AND OTHER STARCHY ROOTS<sup>A-1</sup></b>					
061229	Potatoes, fresh	061229	Potatoes, Fresh	061229	Potatoes, Fresh
062230*5	Potato flour	062230*5	Potato flour	062230*5	Potato flour
062231*5	Mashed potatoes	062231*5	Mashed potatoes	062231*5	Mashed potatoes
062232	Chips	062232	Chips	062232	Chips
062234	Potato, canned ready made	062234	Potato, canned ready made	062234	Potato, canned ready made
003021	Potato cake	003021	Potato cake	003021	Potato cake
<b>PULSES</b>					
057211	Dried vegetables (dried peas and beans) <sup>1</sup>	057211	Dried vegetables (dried peas and beans) <sup>1</sup>	057211	Dried vegetables (dried peas and beans) <sup>1</sup>
<b>NUTS</b>					
055200	Nuts <sup>1</sup>	055200	Nuts <sup>1</sup>	055200	Nuts <sup>1</sup>
055201	Almonds	055201	Almonds	055201	Almonds

**NOTES**

**A-1:** Multiplication by 5 is used for conversion of dried potato products to fresh potato equivalents

**PULSES\_1:** Code "057211" (dried vegetables): 75% peas and 25% beans

**NUTS\_1:** Code "055100" (nuts): 90% of nuts are recorded without shells

## NORWAY – FOOD AGGREGATION TABLE FOR VEGETABLES

HOUSEHOLD BUDGET SURVEY 1986-1988		HOUSEHOLD BUDGET SURVEY 1992-1994		HOUSEHOLD BUDGET SURVEY 1996-1998	
<b>FRESH VEGETABLES</b>					
<b>GREEN LEAFY VEGETABLES</b>					
052186	Lettuce	052186	Lettuce	052186	Lettuce
<b>CABBAGE</b>					
051179	Cabbage	051179	Cabbage	051179	Cabbage
051180	Cauliflower, broccoli	051180	Cauliflower, broccoli	051180	Cauliflower, broccoli
<b>TOMATOES</b>					
052183	Tomatoes	052183	Tomatoes	052183	Tomatoes
<b>CARROTS</b>					
051181	Carrots	051181	Carrots	051181	Carrots
<b>ONIONS, GARLIC AND LEEK</b>					
052184	Onions and leek	052184	Onions and leek	052184	Onions and leek
<b>OTHER FRESH VEGETABLES</b>					
052187	Peas and beans	052187	Peas and beans	052187	Peas and beans
052185	Cucumber	052185	Cucumber	052185	Cucumber
052182	Swedish turnip	052182	Swedish turnip	052182	Swedish turnip
052188	Other fresh vegetables, unspecified	052188	Other fresh vegetables, unspecified	052188	Other fresh vegetables, unspecified

## NORWAY – FOOD AGGREGATION TABLE FOR VEGETABLES

HOUSEHOLD BUDGET SURVEY 1986-1988		HOUSEHOLD BUDGET SURVEY 1992-1994		HOUSEHOLD BUDGET SURVEY 1996-1998	
<b>PROCESSED VEGETABLES</b>					
057210	Frozen vegetables	057210	Frozen vegetables	057210	Frozen vegetables
057212	Powdered vegetables	057212	Powdered vegetables	057212	Powdered vegetables
057213	Canned vegetables	057213	Canned vegetables	057213	Canned vegetables
057214	Salted and pickled vegetables	057214	Salted and pickled vegetables	057214	Salted and pickled vegetables
057215	Prepared vegetables	057215	Prepared vegetables	057215	Prepared vegetables
057216	Tomato ketchup	057216	Tomato ketchup	057216	Tomato ketchup



## NORWAY – FOOD AGGREGATION TABLE FOR FRUITS

HOUSEHOLD BUDGET SURVEY 1986-1988	HOUSEHOLD BUDGET SURVEY 1992-1994	HOUSEHOLD BUDGET SURVEY 1996-1998
<b>FRESH FRUITS</b>		
<b>APPLES</b>		
053191* 0.9 Apples <sup>1</sup>	053191* 0.9 Apples <sup>1</sup>	053191* 0.9 Apples <sup>1</sup>
<b>CITRUS FRUITS</b>		
054193 Citrus fruits	054193 Citrus fruits	054193 Citrus fruits
<b>BANANAS</b>		
054195 Bananas	054195 Bananas	054195 Bananas
<b>GRAPES</b>		
054194*0.9 Grapes <sup>2</sup>	054194*0.9 Grapes <sup>2</sup>	054194*0.9 Grapes <sup>2</sup>
<b>PLUMS</b>		
053192* 0.6 Plums <sup>3</sup>	053192* 0.6 Plums <sup>3</sup>	053192* 0.6 Plums <sup>3</sup>
<b>BERRIES</b>		
056203 Strawberries	056203 Strawberries	056203 Strawberries
056204 Raspberries	056204 Raspberries	056204 Raspberries
056205 Black currant	056205 Black currant	056205 Black currant
056206 Currants	056206 Currants	056206 Currants
056207 Cloudberries	056207 Cloudberries	056207 Cloudberries
056208 Blueberries, cowberries, blackberries	056208 Blueberries, cowberries, blackberries	056208 Blueberries, cowberries, blackberries
<b>APRICOTS AND PEACHES</b>		
054194*0.1 Peaches and apricots <sup>2</sup>	054194*0.1 Peaches and apricots <sup>2</sup>	054194*0.1 Peaches and apricots <sup>2</sup>
<b>CHERRIES AND SOUR CHERRIES</b>		
053192*0.4 Cherries <sup>3</sup>	053192*0.4 Cherries <sup>3</sup>	053192*0.4 Cherries <sup>3</sup>
<b>PEARS</b>		
053191*0.1 Pears <sup>1</sup>	053191*0.1 Pears <sup>1</sup>	053191*0.1 Pears <sup>1</sup>

## NORWAY – FOOD AGGREGATION TABLE FOR FRUITS

HOUSEHOLD BUDGET SURVEY 1986-1988		HOUSEHOLD BUDGET SURVEY 1992-1994		HOUSEHOLD BUDGET SURVEY 1996-1998	
<b>OTHER FRESH FRUITS</b>					
<b>PROCESSED FRUITS</b>					
055197	Prunes	055197	Prunes	055197	Prunes
055198	Raisins and currants	055198	Raisins and currants	055198	Raisins and currants
055199	Other dried fruits	055199	Other dried fruits	055199	Other dried fruits
058219	Frozen canned berries	058219	Frozen canned berries	058219	Frozen canned berries
058220	Canned fruits	058220	Canned fruits	058220	Canned fruits
058221	Fruits, canned with artificial sweeteners	058221	Fruits, canned with artificial sweeteners	058221	Fruits, canned with artificial sweeteners

### NOTES

**FRUIT\_1:** Code “053191” (apples, pears): 90% apples, 10% pears

**FRUIT\_2:** Code “054194” (grapes, peaches): 90% grapes, 10% others (peaches, apricots, melons, etc.)

**FRUIT\_3:** Code “053192” (plums, cherries): 60% plums, 40% cherries

## NORWAY – FOOD AGGREGATION TABLE FOR FRUIT AND VEGETABLE JUICES

HOUSEHOLD BUDGET SURVEY 1986-1988	HOUSEHOLD BUDGET SURVEY 1992-1994	HOUSEHOLD BUDGET SURVEY 1996-1998
<b>FRUIT JUICES</b>		
058225 Fruit juices squash	058225 Fruit juices squash	058225 Fruit juices squash
<b>VEGETABLE JUICES</b>		
057217 Vegetable juice	057217 Vegetable juice	057217 Vegetable juice

## NORWAY – FOOD AGGREGATION TABLE FOR SUGAR AND SUGAR PRODUCTS

HOUSEHOLD BUDGET SURVEY 1986-1988		HOUSEHOLD BUDGET SURVEY 1992-1994		HOUSEHOLD BUDGET SURVEY 1996-1998	
<b>SUGAR</b>					
071235	Sugar	071235	Sugar	071235	Sugar
<b>SUGAR PRODUCTS</b>					
058226	Syrup <sup>1</sup>	058226	Syrup <sup>1</sup>	058226	Syrup <sup>1</sup>
058224	Ready made desserts	058224	Ready made desserts	058224	Ready made desserts
058228	Base for production of homemade wine	058228	Base for production of homemade wine	058228	Base for production of homemade wine
093244	Syrup	093244	Syrup	093244	Syrup
093245	Honey, etc.	093245	Honey, etc.	093245	Honey, etc.
093246	Sweet sandwich spread	093246	Sweet sandwich spread	093246	Sweet sandwich spread
091242	Sweets, etc.	091242	Sweets, etc.	091242	Sweets, etc.
058222	Jams and marmalade	058222	Jams and marmalade	058222	Jams and marmalade
058223	Jam, marmalade with artificial sweeteners	058223	Jam, marmalade with artificial sweeteners	058223	Jam, marmalade with artificial sweeteners
083240	Chocolate plain for cooking	083240	Chocolate plain for cooking	083240	Chocolate plain for cooking
091241	Chocolates	091241	Chocolates	091241	Chocolates

### NOTES

**SUGARPRO\_1:** Code “058226” (syrup): Concentrated juice from fruit and/or berries

## NORWAY – FOOD AGGREGATION TABLE FOR NON-ALCOHOLIC BEVERAGES

HOUSEHOLD BUDGET SURVEY 1986-1988	HOUSEHOLD BUDGET SURVEY 1992-1994	HOUSEHOLD BUDGET SURVEY 1996-1998
<b>STIMULANTS</b>		
<b>COFFEE</b>		
081236 Coffee, ground and instant <sup>1</sup>	081236 Coffee, ground and instant <sup>1</sup>	081236 Coffee, ground and instant <sup>1</sup>
<b>TEA AND SIMILAR INFUSIONS</b>		
082237 Tea	082237 Tea	082237 Tea
<b>COCOA</b>		
083238 Cocoa, powder	083238 Cocoa, powder	083238 Cocoa, powder
083239 Cocoa instant	083239 Cocoa instant	083239 Cocoa instant
<b>MINERAL WATER</b>		
111263 Mineral water, unsweetened	111263 Mineral water, unsweetened	111263 Mineral water, unsweetened
<b>SOFT DRINKS</b>		
111264 Soft drinks, sweetened with sugar	111264 Soft drinks, sweetened with sugar	111264 Soft drinks, sweetened with sugar
111190 Soft drinks, with artificial sweeteners	111190 Soft drinks, with artificial sweeteners	111190 Soft drinks, with artificial sweeteners
058227 Squash	058227 Squash	058227 Squash

## NOTES

**STIMULANTS\_1:** Code "081236" (coffee, ground and instant): 80% ground coffee and 20% instant coffee

## NORWAY – FOOD AGGREGATION TABLE FOR ALCOHOLIC BEVERAGES

HOUSEHOLD BUDGET SURVEY 1986-1988		HOUSEHOLD BUDGET SURVEY 1992-1994		HOUSEHOLD BUDGET SURVEY 1996-1998	
<b>WINE</b>					
113272	Wines non alcoholic	113272	Wines non alcoholic	113272	Wines non alcoholic
113273	Wines red	113273	Wines red	113273	Wines red
113274	Wines white	113274	Wines white	113274	Wines white
113275	Port and sherry	113275	Port and sherry	113275	Port and sherry
113276	Other wines	113276	Other wines	113276	Other wines
<b>BEER</b>					
112267	Beer, non alcoholic	112267	Beer, non alcoholic	112267	Beer, non alcoholic
112268	Light beer	112268	Light beer	112268	Light beer
112269	Lager, dark and light	112269	Lager, dark and light	112269	Lager, dark and light
112270	Strong beer	112270	Strong beer	112270	Strong beer
<b>SPIRITS</b>					
113278	Cognac and whisky	113278	Cognac and whisky	113278	Cognac and whisky
113279	Spirits	113279	Spirits	113279	Spirits
113280	Liqueurs	113280	Liqueurs	113280	Liqueurs
113277	Aquae vitae	113277	Aquae vitae	113277	Aquae vitae

## NORWAY – FOOD AGGREGATION TABLE FOR MISCELLANEOUS FOODS AND DISHES

HOUSEHOLD BUDGET SURVEY 1986-1988		HOUSEHOLD BUDGET SURVEY 1992-1994		HOUSEHOLD BUDGET SURVEY 1996-1998	
<b>FOOD ITEMS</b>					
093256	Infant formula (based on milk)	093256	Infant formula (based on milk)	093256	Infant formula (based on milk)
062233	Potato snacks	062233	Potato snacks	062233	Potato snacks
093253	Salt	093253	Salt	093253	Salt
093254	Spices	093254	Spices	093254	Spices
093255	Mustard etc.	093255	Mustard etc.	093255	Mustard etc.
042177	Mayonnaise	042177	Mayonnaise	042177	Mayonnaise
093247	Mayonnaise, salads	093247	Mayonnaise, salads	093247	Mayonnaise, salads
004035	Cake base, powdered	004035	Cake base, powdered	004035	Cake base, powdered
093248	Soups, instant powdered	093248	Soups, instant powdered	093248	Soups, instant powdered
093249	Soups instant, blocks	093249	Soups instant, blocks	093249	Soups instant, blocks
093250	Soups, sauces, canned	093250	Soups, sauces, canned	093250	Soups, sauces, canned
093251	Jelly and pudding powder	093251	Jelly and pudding powder	093251	Jelly and pudding powder
093261	Artificial sweeteners, slimming products	093261	Artificial sweeteners, slimming products	093261	Artificial sweeteners, slimming products
093252	Vinegar and essences	093252	Vinegar and essences	093252	Vinegar and essences
<b>DISHES</b>					
093257	Baby food (based on cereals)	093257	Baby food (based on cereals)	093257	Baby food (based on cereals)
093258	Baby food, canned (based on vegetables, meat, fish)	093258	Baby food, canned (based on vegetables, meat, fish)	093258	Baby food, canned (based on vegetables, meat, fish)
093260	Dinner dishes, ready made	093260	Dinner dishes, ready made	093260	Dinner dishes, ready made

## **Food Aggregation Tables - PORTUGAL**



## PORTUGAL – FOOD AGGREGATION TABLE FOR CEREALS AND CEREAL PRODUCTS

HOUSEHOLD BUDGET SURVEY 1989-1990		HOUSEHOLD BUDGET SURVEY 1994-1995	
<b>BREAD AND ROLLS</b>			
1113101	Rye bread	1113101	Rye bread
1113102	Whole meal bread	1113102	Whole meal bread
1113104	Cornmeal bread	1113104	Cornmeal bread
1113106 – 1113108,	Wheat bread	1113106 – 1113108,	Wheat bread
1113110		1113110	
1113109	Mixed cereal bread	1113109	Mixed cereal bread
1113111	Other kinds of bread not described*	1113111	Other kinds of bread not described
<b>BAKERY PRODUCTS (bread and rolls excluded)</b>			
1113201	Toasts	1113201	Toasts
1113105	Breadcrumbs	1113105	Breadcrumbs
1114101	Biscuits	1114101	Biscuits
1114102	“Petit beurre” biscuits	1114102	Vanilla biscuits
1114103	Short-cake like biscuits	1114103	Short-cake like biscuits
1114104	Other biscuits not described*	1114104	Other biscuits not described
1113103	Milk bread	1113103	Milk bread
1114201*98g	Croissant and similar <sup>1</sup>	1114201*98g	Croissant and similar <sup>1</sup>
1114202*62g	Sponge cakes, muffins <sup>2</sup>	1114202*62g	Sponge cakes, muffins <sup>2</sup>
1114203*61g	Cream cakes <sup>3</sup>	1114203*61g	Cream cakes <sup>3</sup>
1114204	Large cakes	1114204	Large cakes
<b>RICE, CEREALS AND PRODUCTS (flour and pasta excluded)</b>			
1111101 – 1111103	Rice	1111101 – 1111104	Rice
1111104	Rice*		
1116102	Other baby cereals	1116102	Breakfast cereals
1116103	Corn-flakes	1116103	Corn-flakes
1116104	Oat-flakes	1116104	Oat-flakes

\* For these codes no purchases were made by any of the participating households

**PORTUGAL – FOOD AGGREGATION TABLE FOR CEREALS AND CEREAL PRODUCTS (continued)**

HOUSEHOLD BUDGET SURVEY 1989-1990		HOUSEHOLD BUDGET SURVEY 1994-1995	
<b>RICE, CEREALS AND PRODUCTS (flour and pasta excluded) (continued)</b>			
1116301	Other cereal based products not described*	1116301	Other cereal based products not described
1116201	Convenience dough/pastry – raw	1116201	Convenience dough/pastry – raw
1116202	Convenience dough/pastry - ready to fill in	1116202	Convenience dough/pastry - ready to fill in
<b>FLOUR</b>			
1112101	Corn flour	1112101	Corn flour
1112102	Wheat flour	1112102	Wheat flour
1112103	Wheat toasted flour	1112103	Wheat toasted flour
1112104	Self-raising mixed flour	1112104	Self-raising mixed flour
1112105	Corn flour (Maizene)	1112105	Corn flour (Maizene)
1112106	Other kinds of flour*	1112106	Other kinds of flour
1116105	Semolina	1116105	Semolina
<b>PASTA</b>			
1115101	Average pasta	1115101	Average pasta
1115102	Superior quality pasta	1115102	Superior quality pasta
1115103	Spaghetti	1115103	Spaghetti
1115104	Other pasta not described*	1115104	Other pasta not described
1115201	Foreign pasta	1115201	Foreign pasta

\* For these codes no purchases were made by any of the participating households

**NOTES**

**CER-1** Code 1114201: (croissant and similar): the average weight for this code is 98 g per piece.

**CER-2** Code 1114202 (sponge cakes, muffins): each piece weights 62 g on average.

**CER-3** Code 1114203 (cream cakes): each piece weights 61 g on average.

## PORTUGAL – FOOD AGGREGATION TABLE FOR MEAT AND MEAT PRODUCTS

HOUSEHOLD BUDGET SURVEY 1989-1990		HOUSEHOLD BUDGET SURVEY 1994-1995	
<b>RED MEAT</b>			
<b>PORK MEAT (fresh and frozen)</b>			
1123102 – 1123109	Pork meat	1123102 – 1123110	Pork meat
1123110	Pork meat*		
1123201	Sucking pig	1123201	Sucking pig
<b>BEEF, VEAL AND CALF MEAT (fresh and frozen)</b>			
1121101 – 1121107	Beef meat	1121101 – 1121108	Beef meat
1121108	Beef meat*		
1122101 – 1122106	Veal meat	1122101 – 1122107	Veal meat
1122107	Veal meat*	1122101 – 1122107	Veal meat
<b>RED MEAT OTHER THAN PORK AND BEEF (fresh and frozen)</b>			
1124101 – 1124104	Goat meat	1124101 – 1124105	Goat meat
1124105	Goat meat*		
1124201 – 1124204	Sheep or lamb meat	1124201 – 1124205	Sheep or lamb meat
1124205	Sheep or lamb meat*		
1124301	Goat or lamb-type meats*	1124301	Goat or lamb-type meats*
1128101	Horse meat	1128101 + 1128103	Horse meat
1128103	Horse meat*		
1128102	Horse loin*	1128102	Horse loin*
1128201, 1128401	Rabbit meat	1128201 + 1128401	Rabbit meat
<b>OFFAL (fresh and frozen)</b>			
1123101	Head (pork)	1123101	Head (pork)
1128301	Cow tripe	1128301	Cow tripe
1128302	Beef or veal liver	1128302	Beef or veal liver
1128303	Pork liver	1128303	Pork liver
1128304	Beef or veal tongue	1128304	Beef or veal tongue
1128305	Pork tongue	1128305	Pork tongue
1128306	Veal brain	1128306	Veal brain
1128307	Sheep brain	1128307	Sheep brain
1128308	Veal kidney	1128308	Veal kidney
1128309	Pork kidney	1128309	Pork kidney
1128310	Other offals, not described*	1128310	Other offals, not described

\* For these codes no purchases were made by any of the participating households

**PORTUGAL – FOOD AGGREGATION TABLE FOR MEAT AND MEAT PRODUCTS (continued)**

<b>HOUSEHOLD BUDGET SURVEY 1989-1990</b>		<b>HOUSEHOLD BUDGET SURVEY 1994-1995</b>	
<b>POULTRY (fresh and frozen)</b>			
1125101	Chicken with giblets	1125101	Chicken with giblets
1125102	Chicken without giblets	1125102	Chicken without giblets
1125103	Hen with giblets	1125103	Chicken in pieces
1125104	Hen without giblets	1125104	Hen with giblets
1125105	Duck with giblets	1125105	Hen without giblets
1125106	Duck without giblets	1125106	Duck with giblets
1125107	Turkey with giblets	1125107	Duck without giblets!
1125108	Turkey without giblets	1125108	Turkey with giblets!
1125109	Other poultry not described*	1125109	Turkey without giblets!
1128402	Partridge	1125110	Turkey breast
1128403	Other game meat not described (mainly partridge & other birds)*	1125111	Turkey leg
		1125112	Turkey wings
		1125113	Other poultry not described
		1128402	Partridge
		1128403	Other game meat not described (mainly partridge & other birds)
<b>CANNED MEAT AND MEAT PRODUCTS</b>			
1126101	Traditional sausages (bird or pork)	1126101	Traditional sausages (bird or pork)
1126102	Traditional sausages (chorizo)	1126102	Traditional sausages (chorizo)
1126103	Traditional sausages (black pudding like)	1126103	Traditional sausages (black pudding like)
1126104	Other types of traditional sausages	1126104	Other types of traditional sausages
1126105	Traditional sausages (bird or pork)	1126105	Traditional sausages (bird or pork)
1126106	Ham	1126106	Ham
1126107	Traditional sausages (meat)	1126107	Traditional sausages (meat)
1126108	Black pudding	1126108	Black pudding

\* For these codes no purchases were made by any of the participating households

**PORTUGAL – FOOD AGGREGATION TABLE FOR MEAT AND MEAT PRODUCTS (continued)**

<b>HOUSEHOLD BUDGET SURVEY 1989-1990</b>		<b>HOUSEHOLD BUDGET SURVEY 1994-1995</b>	
<b>CANNED MEAT AND MEAT PRODUCTS (continued)</b>			
1126109	Salami	1126109	Salami
1126110	Cured ham with bone	1126110	Cured ham with bone
1126111	Cured ham without bone	1126111	Cured ham without bone
1126112	Canned sausages	1126112	Canned sausages
1126113	Fresh sausages	1126113	Fresh sausages
1126114	Smoked Bacon	1126114	Smoked Bacon
1126115	Other sausages and processed meat*	1126115	Other sausages and processed meat
<b>MEAT DISHES</b>			
1127101	Escallops and chops (breaded)	1127101	Escallops and chops (breaded)
1127103*50.3g	Frozen meat croquette and pies <sup>1</sup>	1127103*50.3g	Frozen meat croquette and pies <sup>1</sup>
1127104	Roasted chicken	1127104	Roasted chicken
1127105	Roasted sucking pig	1127105	Roasted sucking pig
1127106	Roasted pork loin	1127106	Roasted pork loin
1127107*79g	Meat pies <sup>2</sup>	1127107*79g	Meat pies <sup>2</sup>
1127108	Other cooked meat based products*	1127108	Other cooked meat based products
1127201	Frozen meat based meals	1127201	Frozen meat based meals
1127202	Not frozen meat based meals	1127202	Not frozen meat based meals
1127203	Tinned/canned meat soups	1127203	Tinned/canned meat soups
1127204	Other meat based meals not described*	1127204	Other meat based meals not described

\* For these codes no purchases were made by any of the participating households

**NOTES**

**MEAT\_1:** Code 1127103 (frozen meat croquette and pies): average weight 50.3g

**MEAT\_2:** Code 1127107 (meat pies): average weight 79g

## PORTUGAL – FOOD AGGREGATION TABLE FOR FISH AND SEAFOOD

HOUSEHOLD BUDGET SURVEY 1989-1990		HOUSEHOLD BUDGET SURVEY 1994-1995	
<b>FISH (fresh, frozen and processed)</b>			
1131101 – 1131123	Fresh fish – different species	1131101 – 1131124	Fresh fish – different species
1131124	Fresh fish – different species *		
1131125	Fish liver, roe etc.*	1131125	Fish liver, roe etc.
1131201 – 1131209	Frozen fish – different species	1131201 – 1131209	Frozen fish – different species
1132101 – 1132105	Salty and dried cod fish	1132101 – 1132106	Salty and dried cod fish
1132106	Salty and dried cod fish*		
1132107, 1132108	Other salty and dried fish*	1132107, 1132108	Other salty and dried fish
1132201, 1132203	Pickle/brine fish	1132201 - 1132204	Pickle/brine fish <sup>1</sup>
1132202	Pickle/brine fish*		
1132204	Pickle/brine fish*		
1132301	Smoked fish*	1132301	Smoked fish
1133101 – 1133105,	Canned fish	1133101- 1133106,	Canned fish
1133106	Canned fish*	1133201	
1133201	Canned fish*		
1133106	Canned fish*		
1133101 – 1133106,	Canned fish*		
1133201			
<b>SEAFOOD</b>			
1134101	Mussels	1134101	Mussels
1134102	Cockles	1134102	Cockles
1134103	“Cavaco” ( <i>Scyllarides latus</i> )*	1134103	“Cavaco” ( <i>Scyllarides latus</i> )*
1134104	Shrimps and prawns	1134104	Shrimps and prawns
1134105	Snails	1134105	Snails
1134106	Cuttlefish	1134106	Cuttlefish
1134107	Lobster	1134107	Lobster
1134108	Crayfish	1134108	Crayfish
1134109	“Lavagante” ( <i>Homarus gammarus</i> )*	1134109	“Lavagante” ( <i>Homarus gammarus</i> )*
1134110	Squids	1134110	Squids

\* For these codes no purchases were made by any of the participating households

**PORTUGAL – FOOD AGGREGATION TABLE FOR FISH AND SEAFOOD (continued)**

HOUSEHOLD BUDGET SURVEY 1989-1990		HOUSEHOLD BUDGET SURVEY 1994-1995	
<b>SEAFOOD (continued)</b>			
1134111	Crabs	1134111	Crabs
1134112	Octopus	1134112	Octopus
1134113	Spider crabs	1134113	Spider crabs
1134114	Other crustaceans and molluscs not described*	1134114	Other crustaceans and molluscs not described
1134201 – 1134205	Frozen crustaceans and molluscs	1134201 – 1134206	Frozen crustaceans and molluscs
1134206	Frozen crustaceans and molluscs*		
1134301	Crustaceans and molluscs salted and dried*	1134301	Crustaceans and molluscs salted and dried*
1134401	Canned/tinned crustaceans and molluscs*	1134401	Canned/tinned crustaceans and molluscs
<b>FISH DISHES</b>			
1135101	Boiled shrimps and prawns*	1135101	Boiled shrimps and prawns
1135102	Other boiled crustaceans and molluscs*	1135102	Other boiled crustaceans and molluscs
1135103*33g	Frozen fish and seafood croquettes and pies <sup>1</sup>	1135103*33g	Frozen fish and seafood croquettes and pies <sup>1</sup>
1135106*50.5g	Frozen seafood pastries <sup>2</sup>	1135106*50.5g	Frozen fish and seafood croquettes and pies <sup>2</sup>
1135104*31g	Cod croquettes <sup>3</sup>	1135104*31g	Cod croquettes <sup>3</sup>
1135105*50.5g	Fish and seafood croquettes <sup>4</sup>	1135105*50.5g	Fish and seafood croquettes <sup>4</sup>
1135201	Frozen fish and seafood based meals	1135201	Frozen fish and seafood based meals
1135202	Fish and seafood based meals	1135202	Fish and seafood based meals
1135203	Canned/tinned fish based soups	1135203	Canned/tinned fish based soups
		1135108	Other convenience fish/seafood based products
		1135204	Other fish/seafood based meals

\* For these codes no purchases were made by any of the participating households

**NOTES**

**FISH\_1:** Code 1135103 (frozen fish and seafood croquette and pies): average weight 33g

**FISH\_2:** Code 1135106 (frozen seafood pastries): average weight 50.5g

**FISH\_3:** Code 1135104 (cod croquette): average weight 31g

**FISH\_4:** Code 1135105 (fish and seafood croquette): average weight 50.5g

## PORTUGAL – FOOD AGGREGATION TABLE FOR EGGS, MILK AND MILK PRODUCTS

HOUSEHOLD BUDGET SURVEY 1989-1990		HOUSEHOLD BUDGET SURVEY 1994-1995	
<b>EGGS</b>			
1145101	Chicken eggs	1145101	Chicken eggs
1145102	Other fresh eggs not described*	1145102	Other fresh eggs not described
1145201/60g	Processed eggs	1145201/60g	Processed eggs*
<b>MILK<sup>1</sup></b>			
1141101	Milk in bulk	1141101	Milk in bulk
1141102	Homogenized milk	1141102	Homogenized milk
1141103	Pasteurized milk	1141103	Pasteurized milk
1141104	UHT milk	1141104	UHT milk
1141105	Special milks	1141105	Special milks
1141201	Other liquid milks not described*	1141201	Other liquid milks not described
1142201*8	Powdered semi-skimmed milk	1142201*8	Powdered semi-skimmed milk
1142202*8	Powdered whole milk	1142202*8	Powdered whole milk
1142203*8	Instant powdered skimmed milk	1142203*8	Instant powdered skimmed milk
1142205*8	Other powdered milks not described*	1142205*8	Other powdered milks not described
<b>CHEESE<sup>2</sup></b>			
1143104	Curd cheese	1143105	Curd cheese
1144101	Goat's cheese	1144101	Goat's cheese
1144102	Cream cheese	1144102	Cream cheese
1144103*1.5	Foreign "flamengo" cheese	1144103*1.5	Foreign "flamengo" cheese
1144104	National "flamengo" cheese	1144104	National "flamengo" cheese
1144105	Cottage cheese	1144105	Cottage cheese

\* For these codes no purchases were made by any of the participating households



**PORTUGAL – FOOD AGGREGATION TABLE FOR EGGS, MILK AND MILK PRODUCTS (continued)**

HOUSEHOLD BUDGET SURVEY 1989-1990		HOUSEHOLD BUDGET SURVEY 1994-1995	
<b>CHEESE (Continued)</b>			
1144106*1.5	“Ilha” cheese	1144106*1.5	“Ilha” cheese
1144107	“Serra” cheese	1144107	“Serra” cheese
1144108	“Serra” like cheese	1144108	“Serra” like cheese
1144109	Other cheeses not described*	1144109	Other cheeses not described
<b>MILK PRODUCTS (milk and cheese excluded)</b>			
1143101	Yogurt	1143101	Yogurt
1143102	Fresh cream	1143103	Fresh cream
1142101*2.2	Condensed milk (with sugar)	1142101*2.2	Condensed milk (with sugar)
1143103	Milk based beverages	1143102	Milk based desserts
1143105	Other milk based products, not described*	1143104	Milk based beverages
		1143106	Other milk based products not described
1104101	Ice creams*	1104101	Ice creams

\* For these codes no purchases were made by any of the participating households

**NOTES**

**MILKPRD\_1:** All milk items (e.g. condensed milk, dried milk) are converted to fresh milk equivalents:

1 unit condensed \* 2.2 = 1 unit fresh milk

1 unit dried milk \* 8 = 1 unit fresh milk

**MILKPRD\_2:** Multiplication by 1.5 is used for the conversion of hard cheese to fresh cheese equivalents

## PORTUGAL – FOOD AGGREGATION TABLE FOR ADDED LIPIDS

HOUSEHOLD BUDGET SURVEY 1989-1990		HOUSEHOLD BUDGET SURVEY 1994-1995	
<b>LIPIDS OF ANIMAL ORIGIN</b>			
<b>BUTTER</b>			
1151101	Slightly salted butter	1151101	Slightly salted butter
1151102	Unsalted butter	1151102	Unsalted butter
<b>ANIMAL FAT (butter excluded)</b>			
1154101	Packed lard	1154101	Packed lard
1154102	Lard in bulk	1154102	Lard in bulk
1154103	Other fats not described*	1154103	Other fats not described
<b>LIPIDS OF VEGETABLE ORIGIN</b>			
<b>VEGETABLE FAT</b>			
<b>MARGARINE</b>			
1152101	Spread/table margarines	1152101	Spread/table margarines
1152102	Cooking margarines	1152102	Cooking margarines
<b>VEGETABLE FAT (margarine excluded)</b>			
<b>VEGETABLE OILS</b>			
<b>OLIVE OIL</b>			
1153101	Packed extra virgin olive oil	1153101	Packed extra virgin olive oil
1153102	Packed olive oil	1153102	Packed olive oil
1153103	Olive oil in bulk	1153103	Olive oil in bulk
<b>SEED OILS (olive oil excluded)</b>			
1153201	Peanut oil	1153201	Peanut oil
1153202	Sunflower oil	1153202	Sunflower oil
1153203	Corn oil	1153203	Corn oil
1153204	Soya oil	1153204	Soya oil
1153205	Blended vegetable oils	1153205	Blended vegetable oils
1153206	Other vegetable oils not described*	1153206	Other vegetable oils not described

\* For these codes no purchases were made by any of the participating households

**PORTUGAL – FOOD AGGREGATION TABLE FOR POTATOES AND OTHER STARCHY ROOTS,  
PULSES AND NUTS**

HOUSEHOLD BUDGET SURVEY 1989-1990		HOUSEHOLD BUDGET SURVEY 1994-1995	
<b>POTATOES AND OTHER STARCHY ROOTS</b>			
1171101	Potatoes	1171101	Potatoes
1172101	Sweet potatoes	1172101	Sweet potatoes
1172102	Other tubers not described*	1172102	Other tubers not described
1172201*5	Potato flakes	1172201*5	Potato flakes
1172202	Fried potatoes (ex: crisps, French fries)	1172202	Fried potatoes (ex: crisps, French fries)
1172203	Frozen potatoes to fry	1172203	Frozen potatoes to fry
1172204	Other processed potato based products not described*	1172204	Other processed potato based products not described
<b>PULSES</b>			
1165101	White beans	1165101	White beans
1165102	Lima/rose coco beans	1165102	Lima/rose coco beans
1165103	Kidney beans	1165103	Kidney beans
1165104	Black-eyed beans	1165104	Black-eyed beans
1165105	Butter beans	1165105	Butter beans
1165106	Other kinds of beans*	1165106	Other kinds of beans
1165201	Chickpeas	1165201	Chickpeas
1165301	Other dried pulses not described*	1165301	Other dried pulses not described
<b>NUTS<sup>1</sup></b>			
1162201*0.4	Almonds with shells	1162201*0.4	Almonds with shells
1162202	Almonds	1162202	Almonds
1162203*0.73	Peanuts with shells	1162203*0.73	Peanuts with shells
1162204	Peanuts	1162204	Peanuts
1162205*0.53	Hazelnuts with shells	1162205*0.53	Hazelnuts with shells
1162206	Hazelnuts	1162206	Hazelnuts

\* For these codes no purchases were made by any of the participating households

**PORTUGAL – FOOD AGGREGATION TABLE FOR POTATOES AND OTHER STARCHY ROOTS,  
PULSES AND NUTS (continued)**

HOUSEHOLD BUDGET SURVEY 1989-1990		HOUSEHOLD BUDGET SURVEY 1994-1995	
<b>NUTS<sup>1</sup> (continued)</b>			
1162207	Chestnuts	1162207	Chestnuts
1162208*0.39	Walnuts with shells	1162208*0.39	Walnuts with shells
1162209	Walnuts	1162209	Walnuts
1162210*0.4	Pine nuts with shells	1162210*0.40	Pine nuts with shells*
1162211	Pine nuts	1162211	Pine nuts
1162212	Other nuts not described*	1162212	Other nuts not described

\* For these codes no purchases were made by any of the participating households

**NOTES**

**NUTS\_1:** A conversion factor is applied to convert nuts with shells to nuts without shells

## PORTUGAL – FOOD AGGREGATION TABLE FOR VEGETABLES

HOUSEHOLD BUDGET SURVEY 1989-1990		HOUSEHOLD BUDGET SURVEY 1994-1995	
<b>FRESH VEGETABLES</b>			
<b>GREEN LEAFY VEGETABLES</b>			
1164102	Watercress (Cardamo)	1164102	Watercress (Cardamo)
1164103	Lettuce	1164103	Lettuce
1164114	Spinach	1164114	Spinach
1164118	Sprouting greens	1164118	Sprouting greens
1164119	Turnip tops	1164119	Turnip tops
<b>CABBAGE</b>			
1164108	Cauliflower	1164108	Cauliflower
1164109	Savoy cabbage	1164109	Savoy cabbage
1164110	Spring cabbage	1164110	Spring cabbage
1164111	Green cabbage	1164111	Green cabbage
1164112	Other cabbages not described*	1164112	Other cabbages not described
<b>TOMATOES</b>			
1164123	Tomatoes	1164123	Tomatoes
<b>CARROTS</b>			
1164107	Carrots	1164107	Carrots
<b>ONIONS AND GARLIC</b>			
1164106	Onions	1164106	Onions
1164104	Garlic	1164104	Garlic
<b>OTHER FRESH VEGETABLES</b>			
1164113	Fresh peas	1164113	Fresh peas
1164115	Fresh broad beans	1164115	Fresh broad beans
1164116	Haricots beans	1164116	Haricots beans
1164117	French beans	1164117	French beans

\* For these codes no purchases were made by any of the participating households

**PORTUGAL – FOOD AGGREGATION TABLE FOR VEGETABLES (continued)**

<b>HOUSEHOLD BUDGET SURVEY 1989-1990</b>		<b>HOUSEHOLD BUDGET SURVEY 1994-1995</b>	
<b>OTHER FRESH VEGETABLES (continued)</b>			
1164121	Cucumber	1164121	Cucumber
1164101	Pumpkin	1164101	Pumpkin
1164105	Beetroot	1164105	Beetroot
1164120	Turnips	1164120	Turnips
1164122	Pepper	1164122	Pepper
1164124	Other vegetables not described*	1164124	Other vegetables not described
<b>PROCESSED VEGETABLES</b>			
1161124	Black olives	1161124	Black olives
1161125	Green olives	1161125	Green olives
1163101	Stuffed olives	1163101	Stuffed olives
1163102	Packed olives	1163102	Packed olives
1165401	Boiled beans	1165401	Boiled beans
1165402	Boiled chickpeas	1165402	Boiled chickpeas
1165403	Vegetable soups (pulses)	1165404	Other processed pulse products not described
1165404	Other processed pulse products not described*	1166101	Frozen peas
1166101	Frozen peas	1166102	Frozen broad beans
1166102	Frozen broad beans	1166103	Frozen French beans
1166103	Frozen French beans	1166104	Other frozen vegetables
1166104	Other frozen vegetables*	1167101	Processed tomato in pieces
1167101	Processed tomato in pieces	1167102	Other processed vegetables not described
1167102	Other processed vegetables not described*	1167201	Tomato purée
1167201	Tomato purée	1167202	Other vegetables purée
1167202	Other vegetable purée*	1165403	Vegetable soups (pulses)
1167203	Vegetable soups	1167203	Vegetable soups
1167204	Other processed vegetable products not described*	1167204	Other processed vegetable products not described

\*For these codes no purchases were made by any of the participating households

## PORTUGAL – FOOD AGGREGATION TABLE FOR FRUITS

HOUSEHOLD BUDGET SURVEY 1989-1990		HOUSEHOLD BUDGET SURVEY 1994-1995	
<b>FRESH FRUITS</b>			
<b>APPLES</b>			
1161112	Apples	1161112	Apples
<b>CITRUS FRUITS</b>			
1161110	Oranges	1161110	Oranges
1161122	Tangerines and similar	1161122	Tangerines and similar
1161111	Lemons	1161111	Lemons
<b>BANANAS</b>			
1161106	Bananas	1161106	Bananas
<b>GRAPES</b>			
1161123	Grapes	1161123	Grapes
<b>PLUMS</b>			
1161103	Plums	1161103	Plums
<b>BERRIES</b>			
1161117	Strawberry	1161117	Strawberry
<b>APRICOTS AND PEACHES</b>			
1161121	Peach	1161121	Peach
1161102	Apricot	1161102	Apricot
<b>CHERRIES AND SOUR CHERRIES</b>			
1161107	Cherry and morello cherry (sour cherry)	1161107	Cherry and morello cherry (sour cherry)
<b>PEARS</b>			
1161120	Pears	1161120	Pears
<b>OTHER FRESH FRUITS</b>			
1161101	Avocado	1161101	Avocado
1161104	Pineapple	1161104	Pineapple
1161105	Cherimoya (Custard apple)	1161105	Cherimoya (Custard apple)

**PORTUGAL – FOOD AGGREGATION TABLE FOR FRUITS (continued)**

HOUSEHOLD BUDGET SURVEY 1989-1990		HOUSEHOLD BUDGET SURVEY 1994-1995	
<b>OTHER FRESH FRUITS (continued)</b>			
1161108	Figs	1161108	Figs
1161109	Guava	1161109	Guava
1161113	Passion fruit	1161113	Passion fruit
1161114	Quince	1161114	Quince
1161115	Watermelons	1161115	Watermelons
1161116	Melons	1161116	Melons
1161118	Medlar	1161118	Medlar
1161119	Papaya	1161119	Papaya
1161126	Other fresh fruits not described*	1161126	Other fresh fruits not described
<b>PROCESSED FRUITS</b>			
1162101	Prunes	1162101	Prunes
1162102	Dried figs	1162102	Dried figs
1162103	Raisins and sultanas	1162103	Raisins and sultanas
1162104	Other dried fruits not described*	1162104	Other dried fruits not described
1163103	Processed pineapple	1163103	Processed pineapple
1163104	Processed peach	1163104	Processed peach
1163105	Other processed fruits*		

\* For these codes no purchases were made by any of the participating households



## PORTUGAL – FOOD AGGREGATION TABLE FOR FRUIT AND VEGETABLE JUICES

HOUSEHOLD BUDGET SURVEY 1989-1990		HOUSEHOLD BUDGET SURVEY 1994-1995	
<b>FRUIT JUICES</b>			
1163201	Packed fruit juices	1163201	Packed fruit juice
1163203/40	Other lyophilized products for cool drinks* <sup>1</sup>	1163203/40	Other lyophilized products for cool drinks <sup>1</sup>
1163202	Other fruit juices in bulk*	1163202	Other fruit juices in bulk
<b>VEGETABLE JUICES</b>			

\* For these codes no purchases were made by any of the participating households

### NOTES

**FRJUICE\_1:** Code 1163203 (lyophilized products for cool drinks): 40g are used to prepare 1L of the final drink

## PORTUGAL – FOOD AGGREGATION TABLE FOR SUGAR AND SUGAR PRODUCTS

HOUSEHOLD BUDGET SURVEY 1989-1990		HOUSEHOLD BUDGET SURVEY 1994-1995	
<b>SUGAR</b>			
1181101	White sugar	1181101	White sugar
1181102	Brown sugar	1181102	Brown sugar
1181103	Other types of sugar not described*	1181103	Other types of sugar not described
<b>SUGAR PRODUCTS</b>			
1101101	Honey	1101101	Honey
1102101	Sugar almonds	1102101	Sugar almonds
1102104	Drops, candy, caramels, etc.	1102104	Drops, candy, caramels, etc.
1102105	Other candy shop products not described*	1102105	Other candy shop products not described
1163106	Glacé fruits	1163106	Glacé fruits
1101201	Pear jam	1101201	Pear jam
1101202	Peach jam	1101202	Peach jam
1101203	Other jams (including marmalade)*	1101203	Other jams (including marmalade)
1101204	Quince jam	1101204	Quince jam
1101205	Other packed jams (including marmalade)*	1101205	Other packed jams (including marmalade)
1101206	Fruit jellies	1101206	Fruit jellies
1101208	Others fruit based sugar products not described*	1101208	Others fruit based sugar products not described
1102102	Chocolate sweets	1102102	Chocolate sweets
1102103	Chocolates	1102103	Chocolates
1101304	Other sugar products not described*	1101304	Other sugar products not described

\* For these codes no purchases were made by any of the participating households

## PORTUGAL – FOOD AGGREGATION TABLE FOR NON-ALCOHOLIC BEVERAGES

HOUSEHOLD BUDGET SURVEY 1989-1990		HOUSEHOLD BUDGET SURVEY 1994-1995	
<b>STIMULANTS</b>			
<b>COFFEE</b>			
1191101	Coffee beans	1191101	Coffee beans
1191102	Ground coffee	1191102	Ground coffee
1191103	Ground mixture of coffee	1191103	Ground mixture of coffee
1191104	Coffee substitutes	1191104	Coffee substitutes
1191201	Instant coffee with caffeine	1191201	Instant coffee with caffeine
1191202	Instant coffee without caffeine	1191202	Instant coffee without caffeine
1191203	Instant coffee mixtures	1191203	Instant coffee mixtures
1191204	Instant coffee substitutes	1191204	Instant coffee substitutes
		1191205	Other powdered soluble drinks with coffee
<b>TEA AND SIMILAR INFUSIONS</b>			
1192101	Black tea	1192101	Black tea
1192102	Green tea	1192102	Green tea
1192103	Other teas not described*	1192103	Other teas not described
<b>COCOA</b>			
1193101	Cocoa powder	1193101	Cocoa powder
1193201	Chocolate powder	1193201	Chocolate powder
1193202	Powdered soluble cocoa products	1193202	Powdered soluble cocoa products
<b>MINERAL WATER</b>			
1211101 – 1211104	Bottled natural and mineral water	1211101 – 1211104	Bottled natural and mineral water

\* For these codes no purchases were made by any of the participating households

**PORTUGAL – FOOD AGGREGATION TABLE FOR NON-ALCOHOLIC BEVERAGES (continued)**

HOUSEHOLD BUDGET SURVEY 1989-1990		HOUSEHOLD BUDGET SURVEY 1994-1995	
<b>SOFT DRINKS</b>			
1101207*9	Syrups for cool drinks <sup>1</sup>	1101207*9	Syrups for cool drinks <sup>1</sup> *
1212101 – 1212103	Cola	1212101 – 1212104	Cola
1212106, 1212107	Fizzy orangeade	1212105 – 1212108	Fizzy lemonade
1212104, 1212105	Fizzy lemonade	1212109 – 1212112	Fizzy orangeade
1212108	Other sparkling beverages not described*	1212113	Other sparkling beverages not described

\* For these codes no purchases were made by any of the participating households

**NOTES**

**NALCBEV\_1:** Code 1101207 (syrups for cool drinks): 100ml of syrup are used to prepare 900ml of the final drink.

## PORTUGAL – FOOD AGGREGATION TABLE FOR ALCOHOLIC BEVERAGES

HOUSEHOLD BUDGET SURVEY 1989-1990		HOUSEHOLD BUDGET SURVEY 1994-1995	
<b>WINE</b>			
1312101 – 1312103	White wine	1312101 – 1312103	White wine
1312104 – 1312106	Red wine	1312104 – 1312106	Red wine
1312107 – 1312109	“Palhete” wine	1312107 – 1312109	“Palhete” wine
1312110 – 1312112	White “verde” wine	1312110 – 1312112	White “verde” wine
1312113 – 1312115	Red “verde” wine	1312113 – 1312115	Red “verde” wine
1312116	“morangueiro” wine	1312116	“morangueiro” wine
1314101	Sparkling wine (natural)	1314101	Sparkling wine (natural)
1314102	Sparkling wine (carbonated)	1314102	Sparkling wine (carbonated)
1314201	Madeira Island wine*	1314201	Madeira Island wine
1314202	Port wine	1314202	Port wine
1314203	Other liqueur, sweet wines*	1314203	Other liqueur, sweet wines
1314301	Vermouth (Cinzano, Martini, etc)	1314301	Vermouth (Cinzano, Martini, etc)
1314302	Other kinds of wine not described*	1314302	Other kinds of wine not described
<b>BEER</b>			
		1213101	Non alcoholic beer
1313101 – 1313104	White beer	1313101 – 1313104	White beer
1313201,	Black beer	1313201 + 1313202	Black beer
1313202	Black beer*		
<b>SPIRITS</b>			
1311101	White Brandy	1311101	White Brandy
1311102	Cognac, Brandy	1311102	Cognac, Brandy
1311103	Whisky	1311103	Whisky
1311104	Other alcoholic beverages (Gin, Vodka, etc.)*	1311104	Other alcoholic beverages (Gin, Vodka, etc.)
1314401	Aniseed liqueur	1314401	Aniseed liqueur

\* For these codes no purchases were made by any of the participating households

**PORTUGAL – FOOD AGGREGATION TABLE FOR ALCOHOLIC BEVERAGES(continued)**

HOUSEHOLD BUDGET SURVEY 1989-1990		HOUSEHOLD BUDGET SURVEY 1994-1995	
<b>SPIRITS (continued)</b>			
1314402	Morello cherry brandy	1314402	Morello cherry brandy
1314403	Other liqueurs not described*	1314403	Other liqueurs not described
1314501	Cider*	1314501	Cider

\* For these codes no purchases were made by any of the participating households

## PORTUGAL – FOOD AGGREGATION TABLE FOR MISCELLANEOUS FOODS AND DISHES

HOUSEHOLD BUDGET SURVEY 1989-1990		HOUSEHOLD BUDGET SURVEY 1994-1995	
<b>FOOD ITEMS</b>			
1116101	Baby cereal	1116101	Baby cereal
1116106	Flour (to be made with water) - baby cereal	1116106	Flour (to be made with water) - baby cereal
1116107	Breakfast and baby cereal not described*	1116107	Breakfast and baby cereal not described
1142204	Powdered milk – special for children	1142204	Powdered milk – special for children
1103101	Cinnamon	1103101	Cinnamon
1103102	Paprika	1103102	Paprika
1103103	Aromatic herbs	1103103	Aromatic herbs
1103104	Packed sauces	1103104	Mayonnaise
1103105	Mustard	1103105	Other packed sauces
1103106	Pepper	1103106	Mustard
1103107	Cooking salt	1103107	Pepper
1103108	Table salt	1103108	Cooking salt
1103109	Vinegar	1103109	Table salt
1103110	Other seasonings and spices not described*	1103110	Vinegar
1127102	Knorr meat and chicken cubes	1103111	Other seasonings and spices not described
1101301	Gelatins*	1127102	Knorr meat and chicken cubes
1101302	Instant mousse*	1135107	Knorr Fish cubes
1101303	Instant pudding and creams*	1101301	Gelatins
■		1101302	Instant mousse
■		1101303	Instant pudding and creams
1104102	Other food products not described elsewhere*	1104102	Other food products not described elsewhere
■		■	
<b>DISHES</b>			

\* For these codes no purchases were made by any of the participating households

## **Food Aggregation Tables - SPAIN**



## SPAIN – FOOD AGGREGATION TABLE FOR CEREALS AND CEREAL PRODUCTS

HOUSEHOLD BUDGET SURVEY 1980-1981		HOUSEHOLD BUDGET SURVEY 1990-1991		HOUSEHOLD BUDGET SURVEY 1998-1999	
<b>BREAD AND ROLLS</b>					
111311	Bread, wheat type	11013.01	Wheat wholemeal, standard white bread (excluding special wheat breads)	0111217	Bread (wheat, rye, corn)
111321	Special and other breads	11013.02	Rye wholemeal, standard rye bread (excluding special rye breads)	0111222	Wholemeal bread (wheat, rye, corn)
111322	Bread, rye type	11013.03	Bread, wheat type (sliced)		
		11013.04	Bread, rye type (sliced)		
		11013.05	Other special breads (bread for dietetic use, corn bread)		
<b>BAKERY PRODUCTS (bread and rolls excluded)</b>					
111411	Simple biscuits ("Maria" type)	11014.03	Toasted bread (rusks, toasts)	0111238	Other bakery products
111412	Other biscuits (Digestive)	11014.01	Simple biscuits ("Maria" type)	0111406	Pastry products
111413	Biscuits	11014.02	Other biscuits		
111421	Magdalenas	11014.04	"Magdalenas"		
111422	Other bakery products	11014.05	Other pastry products (croissants, doughnuts, etc.)		
111431	Pies	11014.06	Cakes		
111432	Other pastry products	11014.07	Other products (confectionery products for dietetic use)		

**SPAIN – FOOD AGGREGATION TABLE FOR CEREALS AND CEREAL PRODUCTS (continued)**

HOUSEHOLD BUDGET SURVEY 1980-1981		HOUSEHOLD BUDGET SURVEY 1990-1991		HOUSEHOLD BUDGET SURVEY 1998-1999	
<b>RICE, CEREALS AND PRODUCTS (flour and pasta excluded)</b>					
111611	Cereal flour preparations (ready-to-eat)	11016.01	Cereal flour preparations (incl. products for baby preparations)		
111621	Other cereal flour/starch based products	11016.02	Other cereal flour/starch based products (e.g. popcorn, corn flakes, pizza, products for dietetic use)		
111111	Rice	11011.01	Rice	0111102	Rice
<b>FLOUR</b>					
111211	Wheat flour and products (hardly processed)	11012.01	Wheat flour and products	0111503	Wheat flour and products
111213	Other flour and cereals, hardly processed	11012.02	Flour from toasted cereals		
111212	“Gofio” (specialty from the Canary Islands)	11012.03	Other hardly processed cereal flours (barley, rye, oat, maize, rice)		
<b>PASTA</b>					
111511	Noodles	11015.01	Noodles	0111308	Pasta (noodles, macaroni, spaghetti, ravioli, etc)
111512	Other pasta for soups	11015.02	Other pasta for soups		
111521	Macaroni	11015.03	Macaroni		
111522	Other pasta	11015.04	Spaghetti, noodles and similar pasta		
		11015.05	Other pasta		

## SPAIN – FOOD AGGREGATION TABLE FOR MEAT AND MEAT PRODUCTS

HOUSEHOLD BUDGET SURVEY 1980-1981		HOUSEHOLD BUDGET SURVEY 1990-1991		HOUSEHOLD BUDGET SURVEY 1998-1999	
<b>RED MEAT</b>					
<b>PORK MEAT (fresh and frozen)</b>					
112311	Pork meat, fresh	11023.01	Fresh pork and piglet	0112209	Fresh and deep frozen pork meat
112312	Pork meat, frozen	11023.03	Frozen or deep frozen pork and piglet		
<b>BEEF, VEAL AND CALF MEAT (fresh and frozen)</b>					
112111	Fresh beef	11021.01	Fresh beef	0112101	Fresh and deep frozen bovine meat
112112	Frozen beef	11021.02	Frozen or deep frozen beef		
112211	Fresh calf	11022.01	Fresh veal		
112212	Frozen calf and year-old calf meat	11022.02	Frozen and deep frozen veal		
<b>RED MEAT OTHER THAN PORK AND BEEF (fresh and frozen)</b>					
112411	Ovine meat, fresh	11024.01	Fresh mutton/ lamb	0112307	Fresh and deep frozen sheep and goat meat
112412	Ovine meat, frozen	11024.02	Frozen or deep frozen mutton/ lamb	0112708	Other fresh, frozen or deep frozen meat (rabbit, hare, horse etc.)
112811	Horse meat	11028.01	Horse (fresh/ frozen)		
112812	Rabbit (livestock)	11028.02	Hare/ rabbit		
112813	Other fresh and frozen meat	11028.03	Other fresh, frozen or deep frozen meat (frog legs, deer, aquatic mammal meat -as whale, seal- snails, etc.)		

**SPAIN – FOOD AGGREGATION TABLE FOR MEAT AND MEAT PRODUCTS (continued)**

<b>HOUSEHOLD BUDGET SURVEY 1980-1981</b>		<b>HOUSEHOLD BUDGET SURVEY 1990-1991</b>		<b>HOUSEHOLD BUDGET SURVEY 1998-1999</b>	
<b>OFFAL (fresh and frozen)</b>					
112821	Beef liver	11028.04	Beef liver	0112530	Beef liver, pork liver and other edible offal
112822	Pork liver	11028.05	Pork liver		
112823	Other edible offal	11028.06	Other edible offal		
112711	Foie gras and all kinds of pates (fish pate excluded)	11026.11	Foie gras and all kinds of pates (fish pate excluded)		
<b>POULTRY (fresh and frozen)</b>					
112511	Fresh chicken	11025.01	Fresh chicken	0112412	Fresh, frozen or deep frozen poultry meat (turkey, goose)
112512	Frozen chicken	11025.02	Frozen or deep frozen chicken	0112427	
112513	Hen	11025.03	Fresh hen		
112514	Other fresh birds	11025.04	Frozen or deep frozen hen		
112515	Other frozen birds	11025.05	Other fresh poultry (turkey, goose, dove, pigeon, partridge, pheasant, quail, etc.)		
		11025.06	Other frozen /deep frozen poultry		
<b>CANNED MEAT AND MEAT PRODUCTS</b>					
112611	Cured ham	11026.01	Dried and salted ham	0112519	Fatty sausages
112612	Cooked ham, york or spanish stew garlic	11026.02	Cooked ham	0112524	Lean sausages
112613	Sausage	11026.03	"York" type ham		
112614	Other cured sausages	11026.04	Hard pork sausages (very fatty)		
112621	Sausages and catalan sausages	11026.05	Salami type sausages		
112622	Other soft sausages and cold cuts	11026.06	Other cured sausage		
112631	Marinated back	11026.07	Sausages		

**SPAIN – FOOD AGGREGATION TABLE FOR MEAT AND MEAT PRODUCTS (continued)**

HOUSEHOLD BUDGET SURVEY 1980-1981		HOUSEHOLD BUDGET SURVEY 1990-1991		HOUSEHOLD BUDGET SURVEY 1998-1999	
<b>CANNED MEAT AND MEAT PRODUCTS(continued)</b>					
112632	Other meats and salty offal, marinated, dry or smoked	11026.08	Other cold cuts (mortadella)		
		11026.09	Fresh pickled loin		
		11026.10	Other salted /smoked/ dried meat (bacon, etc.)		
		11023.02	Lard and fresh bacon		
<b>MEAT DISHES</b>					
112721	Meat based soups	11027.01	Meat based soups	0112600	Pre-cooked meat dishes
112731	Roasted chicken and other "ready to eat" meals based on chicken	11027.05	Flour coated meat, noodles filled with meat, cannelloni, ravioli, tortellini croquette, meat pies		
112751	Flour coated meat	11027.06	Beef tripe cooked		
112761	Other preparations of fresh and frozen meat (canned included)	11027.08	Canned meat and meat products (corned-beef, meat paellas, hamburgers canned snails, prepared dishes)		
		11027.03	Roasted chicken and other "ready to eat" meals based on chicken		
		11027.07	"Fabada" (pulses in meat based soups)		

## SPAIN – FOOD AGGREGATION TABLE FOR FISH AND SEAFOOD

HOUSEHOLD BUDGET SURVEY 1980-1981	HOUSEHOLD BUDGET SURVEY 1990-1991	HOUSEHOLD BUDGET SURVEY 1998-1999
<b>FISH (fresh, frozen and processed)</b>		
113111 Bacaladilla (Micromesistius poutassou), pollack, cod	11031.01 Cod, little cod and other similar fishes	0113117 Hake (fresh)
113112 Sea bream, grouper	11031.02 Sea bream	0113122 Small hake (fresh)
113113 Fresh anchovy	11031.03 White fish	0113143 Other fresh or frozen fish
113114 Sole	11031.04 Fresh bass	
113115 Mackerel (Trachurus trachurus)	11031.05 Anchovy and similar fishes	
113116 Hake	11031.06 Sole and similar	
113117 Whiting	11031.07 Scad and similar	
113118 Sardines	11031.08 Hake	
113121 Trout	11031.09 Baby hake and similar fishes (Whiting)	
113131 Pollack (Genypterus Blacodes)	11031.10 Sardines and baby sardines	
113141 Other fresh fish (sea or river)	11031.11 Trout	
	11031.12 Tuna, mackerel, and other similar fishes	
	11031.13 "Rape"	
	11031.14 Rays beam	
	11031.15 Salmon	
	11031.16 Little salmon	
	11031.17 Swordfish	
	11031.18 Eel and similar fishes	
	11031.19 Shark	
	11031.20 Other saltwater and freshwater fish	
113151 Frozen hake and whiting	11032.01 Hake, frozen	0113138 Hake and small hake frozen
113152 Other frozen fish	11032.02 "Rape", frozen	
	11032.03 Sole, frozen	

**SPAIN – FOOD AGGREGATION TABLE FOR FISH AND SEAFOOD (continued)**

HOUSEHOLD BUDGET SURVEY 1980-1981		HOUSEHOLD BUDGET SURVEY 1990-1991		HOUSEHOLD BUDGET SURVEY 1998-1999	
<b>FISH (fresh, frozen and processed) (continued)</b>					
		11032.04	Anchovy, frozen		
		11032.05	Other fish, frozen		
113211	Cured or salty codfish	11033.01	Cured or salted cod	0113306	Cured or salty fish
113212	Other dry, salty, smoked fish or fish in brine fish	11033.02	Other dried /salted /smoked /pickled fish	0113404*0.8	Other fish or seafood canned <sup>1</sup>
113311	Canned sardines	11035.01	Canned sardines		
113312	Canned tuna	11035.02	Canned tuna		
113313	Other canned fish	11035.03	Canned anchovy		
		11035.04	Canned mackerel		
		11035.06	Other canned fish		
<b>SEAFOOD</b>					
113411	Squids	11034.01	Fresh squids	0113208	Seafood
113412	Chirlas and clams	11034.02	Fresh cuttlefish	0113404*0.2	Other fish or seafood canned <sup>1</sup>
113413	Mussels	11034.03	Fresh octopus		
113414	Other fresh mollusks and crustaceans (sea or river)	11034.04	Fresh clams		
113421	Cooled in water, frozen or cooked crustaceans and mollusks	11034.05	Fresh oysters		
113331	Other fish products, crustaceans and mollusks (canned)	11034.06	Fresh mussels		
		11034.07	Fresh crustaceans		
		11034.08	Fresh shrimps, prawn and lobster		
		11034.09	Frozen/deep frozen squids		
		11034.10	Frozen/deep frozen cuttlefish		
		11034.11	Frozen/deep frozen octopus		

**SPAIN – FOOD AGGREGATION TABLE FOR FISH AND SEAFOOD (continued)**

HOUSEHOLD BUDGET SURVEY 1980-1981	HOUSEHOLD BUDGET SURVEY 1990-1991	HOUSEHOLD BUDGET SURVEY 1998-1999
<b>SEAFOOD (continued)</b>		
	11034.12 Frozen/deep frozen molluscs 11034.13 Frozen/deep frozen shrimps, lobsters 11034.14 Other frozen/deep frozen molluscs and crustaceans 11035.05 Canned mussels 11035.07 Other canned fish products, crustaceans and molluscs (lobster tails, caviar pates, cod liver, octopus in tins, etc.)	
<b>FISH DISHES</b>		
113322 Other food, prepared with fresh or frozen fish	11035.09 Other fresh/frozen fish products, fish sticks, fish based soups, "ready-to-eat" fish products	

**NOTES**

**FISH\_1:** Code 0113404 (Other fish or seafood canned), 80% canned fish and 20% canned seafood.



## SPAIN – FOOD AGGREGATION TABLE FOR EGGS, MILK AND MILK PRODUCTS

HOUSEHOLD BUDGET SURVEY 1980-1981		HOUSEHOLD BUDGET SURVEY 1990-1991		HOUSEHOLD BUDGET SURVEY 1998-1999	
<b>EGGS</b>					
114511/60	Fresh eggs	11045.01	Fresh eggs	0114706	Eggs
114512/60	Egg products	11045.02	Egg products		
<b>MILK</b>					
114111	Fresh cow milk	11041.01	Cow's full fat milk (incl. pasteurised)	0114109	Milk, full-fat
114112	Sterilised cow milk	11041.02	Cow's skimmed milk (incl.pasteurised)	0114207	Milk, semi-skimmed and skimmed
114113	Other fresh milk	11041.03	Cow's full fat milk, sterilised	0114312*8	Dried milk <sup>1</sup>
114211*2.2	Condensed and evaporated milk <sup>1</sup>	11041.04	Cow's skimmed milk, sterilized	0114327*2.2	Condensed and evaporated milk <sup>1</sup>
114212*8	Dried milk <sup>1</sup>	11041.05	Other milk (goat, lamb)		
114214	Other preserved milk	11042.02*8	Dried full fat milk <sup>1</sup>		
		11042.03*8	Dried skimmed milk <sup>1</sup>		
		11042.05	Other preserved milk (incl. Vitamin added milk)		
		11042.01*2.2	Condensed and evaporated milk <sup>1</sup>		
<b>CHEESE</b>					
114411	Ball cheese	11044.01	Soft cheese	0114500	Cheese
114412	Cheese manchego or manchego-type	11044.02*1.5	Hard cheese <sup>2</sup>		
114413	Fresh cheese	11044.03	Fresh cheese		
114414	Fused cheese in portions	11044.04	Spread cheese		
114415	Other cheese	11044.05*1.5	Other cheese (national recipe) <sup>2</sup>		
		11044.06*1.5	Other cheese (emmental, roquefort, grated cheese) <sup>2</sup>		

## SPAIN – FOOD AGGREGATION TABLE FOR EGGS, MILK AND MILK PRODUCTS (continued)

HOUSEHOLD BUDGET SURVEY 1980-1981		HOUSEHOLD BUDGET SURVEY 1990-1991		HOUSEHOLD BUDGET SURVEY 1998-1999	
<b>MILK PRODUCTS (milk and cheese excluded)</b>					
114311	Yoghurt	11043.01*200	Yoghurt (incl. flavoured yoghurt) <sup>3</sup>	0114403	Yoghurt
114321	Other milk products	11043.02*200	Skimmed yoghurt <sup>3</sup>	0114608	Other milk products
110411	Ice cream	11043.03	Custards and cream caramel	0118506	Ice cream
■	■	11043.04	Other milk products (milk based beverages, kefir, whey milk rice pudding)		
■	■	11104.01	Ice cream		

### NOTES

**MILKPROD\_1:** All milk items (e.g. condensed milk, dried milk) are converted to fresh milk equivalents:

1 unit condensed \* 2.2 = 1 unit fresh milk

1 unit dried milk \* 8 = 1 unit fresh milk

**MILKPROD\_2:** Multiplication by 1.5 is used for the conversion of hard cheese to fresh cheese equivalents

**MILKPROD\_3:** Codes 11043.01 and 11043.02 (plain and skimmed yoghurt): The average weight per piece is 200 g.

## SPAIN – FOOD AGGREGATION TABLE FOR ADDED LIPIDS

HOUSEHOLD BUDGET SURVEY 1980-1981	HOUSEHOLD BUDGET SURVEY 1990-1991	HOUSEHOLD BUDGET SURVEY 1998-1999
<b><u>LIPIDS OF ANIMAL ORIGIN</u></b>		
<b>BUTTER</b>		
115111 Butter	11051.01 Butter	0115108 Butter
<b>ANIMAL FAT (butter excluded)</b>		
115411 Pork lard	11054.01 Pork lard	0115509 Other animal fats
<b><u>LIPIDS OF VEGETABLE ORIGIN</u></b>		
<b>MARGARINE AND OTHER VEGETABLE FAT</b>		
115211 Margarine	11052.01 Margarine	0115206 Margarine and other vegetable fats
115421 Other animal or vegetable fats <sup>1</sup>	11054.02 Other animal and vegetable fats <sup>1</sup>	
<b>VEGETABLE OILS</b>		
<b>OLIVE OIL</b>		
115311 Olive oil	11059.01 Olive oil	0115304 Olive oil
<b>SEED OILS</b>		
115312 Soybean oil	11053.01 Soya oil	0115402 Other vegetables oils
115313 Sunflower oil	11053.02 Sunflower oil	
115314 Other edible oils	11053.03 Corn oil	
	11053.04 Other edible oils (peanut, almond, coconut, oil)	

**NOTES:**

**LIPIDS\_1:** Codes 115421 & 1154.02 (other animal and vegetable fats): They mainly contain vegetable oils.

**SPAIN – FOOD AGGREGATION TABLE FOR POTATOES AND OTHER STARCHY ROOTS,  
PULSES AND NUTS**

HOUSEHOLD BUDGET SURVEY 1980-1981		HOUSEHOLD BUDGET SURVEY 1990-1991		HOUSEHOLD BUDGET SURVEY 1998-1999	
<b>POTATOES AND OTHER STARCHY ROOTS (potato products included)</b>					
117111	Potatoes	11071.01	Potatoes	0117801	Potatoes
117211	Other tubers	11072.01	Potato products (fried potatoes, mashed potatoes), manioca and other tubers	0117909	Potato products
<b>PULSES</b>					
116511	Beans (dried)	11065.01	Beans (dried)	0117507	Legumes
116512	Chickpeas	11065.02	Chickpeas		
116513	Lentils	11065.03	Lentils		
116514	Other pulses	11065.04	Other pulses		
116522*0.02	Other dried vegetables and legumes <sup>1</sup>				
<b>NUTS</b>					
116211	Almonds	11062.01	Almonds	0116802*0.25	Dried fruit and nuts <sup>1</sup>
116221*0.25	Other dried fruits <sup>1</sup>	11062.02	Peanuts		
		11062.03	Walnuts		
		11062.04	Hazelnuts		
		11062.05*0.25	Other nuts (pumpkin pips, sunflower pips) <sup>1</sup>		

**NOTES**

**PULS\_1:** Code 116522 (Other dried vegetables and legumes): 98% dried vegetables and 2% legumes

**NUTS\_1:** Codes 116221 (1980-81), 11062.05 (1990-91) and 0116802 (1998-99): 75% dried fruits, 25% nuts.

## SPAIN – FOOD AGGREGATION TABLE FOR VEGETABLES

HOUSEHOLD BUDGET SURVEY 1980-1981		HOUSEHOLD BUDGET SURVEY 1990-1991		HOUSEHOLD BUDGET SURVEY 1998-1999	
<b>FRESH VEGETABLES</b>					
<b>GREEN LEAFY VEGETABLES</b>					
116442	Spinach	11064.19	Spinach	0117106	Leaf and stem vegetables
116444	Lettuce and endive	11064.20	"Acelgas"		
		11064.21	Lettuce and curly lettuce		
		11064.22	Endive		
		11064.23	Celery		
		11064.24	Other leaf/stalk vegetables		
<b>CABBAGE</b>					
116411	Cauliflower	11064.01	Cauliflower	0117204	Cabbage
116412	White cabbage, sprouts, red cabbage, kale	11064.02	White cabbage		
		11064.03	Red cabbage		
		11064.04	Other cabbages		
<b>FRESH VEGETABLES</b>					
116421	Tomatoes	11064.05	Tomatoes	0117302	Vegetables grown for their fruit (fresh and frozen)
116432	Carrots	11064.14	Carrots	0117400	
116431	Onions, small onions, chive and leek	11064.13	Onions (onion powder excl.)		Root crops, non-starchy bulbs and mushrooms
116521	Dried garlic	11065.05	Dried garlic		
116422	Green beans	11064.26	Leek		

**SPAIN – FOOD AGGREGATION TABLE FOR VEGETABLES (continued)**

HOUSEHOLD BUDGET SURVEY 1980-1981		HOUSEHOLD BUDGET SURVEY 1990-1991		HOUSEHOLD BUDGET SURVEY 1998-1999	
<b>FRESH VEGETABLES (continued)</b>					
116433	Mushrooms	11064.06	Green beans		
116441	Artichoke	11064.09	Peas and broad beans		
116423	Fresh peppers	11064.15	Mushrooms		
116446	Other fresh vegetables and grass	11064.16	Other kinds of mushrooms		
116434	Other roots, bulbs or tubercles	11064.11	Cucumber		
116424	Other vegetables cultivated by its fruits	11064.07	Sweet peppers		
116445	Vegetables for salads	11064.10	Eggplant		
116443	Chards	11064.18	Artichoke		
		11064.08	Squash /pumpkin		
		11064.12	Other vegetables grown for their fruit		
		11064.17	Other roots and bulbs		
		11064.25	Asparagus		
		11064.27	Other fresh vegetables and culinary herbs		
<b>PROCESSED VEGETABLES</b>					
116312	Olives	11061.24	Olives	0117605	Frozen vegetables
116611	Frozen vegetables	11066.01	Frozen/deep frozen vegetables	0117703	Canned vegetables and legumes
116711	Peppers, preserved	11067.01	Canned peppers		
116712	Tomatoes canned	11067.02	Canned tomatoes		
116713	Canned vegetables and legumes	11067.03	Other canned vegetables		
116522*0.98	Other dried vegetables and legumes <sup>1</sup>	11067.04	Other fresh or canned vegetable products		

**SPAIN – FOOD AGGREGATION TABLE FOR VEGETABLES (continued)**

HOUSEHOLD BUDGET SURVEY 1980-1981		HOUSEHOLD BUDGET SURVEY 1990-1991		HOUSEHOLD BUDGET SURVEY 1998-1999	
<b>PROCESSED VEGETABLES (continued)</b>					
116721	Other vegetables and legumes (prepared or canned) and other fresh or frozen vegetables	11065.06	Other dried vegetables (onions)		
110512	Tomato sauce	11105.02	Tomato sauce		

**NOTES**

**VEGE\_1:** Code 116522 (Other dried vegetables and legumes): 98% dried vegetables and 2% legumes

## SPAIN – FOOD AGGREGATION TABLE FOR FRUITS

HOUSEHOLD BUDGET SURVEY 1980-1981	HOUSEHOLD BUDGET SURVEY 1990-1991	HOUSEHOLD BUDGET SURVEY 1998-1999
<b>FRESH FRUITS</b>		
<b>APPLES</b>		
116121 Apples	11061.05 Apples	0116303 Apples
<b>CITRUS FRUITS</b>		
116111 Oranges	11061.01 Oranges	0116107 Citrus fruits
116112 Mandarin	11061.02 Mandarins, clementines	
116113 Lemons	11061.03 Lemons	
	11061.18 Grapefruit/ Pomelo	
<b>BANANAS</b>		
116114 Bananas	11061.04 Bananas	0116205 Bananas
<b>PEARS</b>		
116122 Pears	11061.06 Pears	0116401 Pears
<b>GRAPES AND BERRIES</b>		
116152 Grapes	11061.16 Grapes	0116606 Grapes and berries (incl. strawberries, raspberry, grapes, blackberries, currants, bilberries, etc)
116151 Raspberry and strawberry	11061.15 Strawberries (incl. raspberries, currants)	
<b>OTHER FRESH FRUITS</b>		
116133 Plums	11061.09 Plums	0116508 Stone fruits (incl. apricots, plum, peach, fresquillas, paraguayas, níscola, avocado, mango, cherries, olives, etc)
116131 Apricots	11061.07 Apricots	
116134 Peaches	11061.10 Peaches	
116132 Cherries	11061.08 Cherries	
	11061.11 Nectarines	



**SPAIN – FOOD AGGREGATION TABLE FOR FRUITS (continued)**

HOUSEHOLD BUDGET SURVEY 1980-1981		HOUSEHOLD BUDGET SURVEY 1990-1991		HOUSEHOLD BUDGET SURVEY 1998-1999	
<b>OTHER FRESH FRUITS (continued)</b>					
116141	Melons	11061.13	Melons	0116704	Other fresh or frozen fruits
116142	Watermelons	11061.14	Watermelons		
116135	“Fresquillas” and “Paraguayas”	11061.12	"Paraguayas"		
116153	Figs	11061.19	Chirimoya		
116161	Other fresh fruits	11061.20	Avocado pear		
		11061.21	Pineapple		
		11061.22	Kiwi		
		11061.17	Figs		
		11061.23	Other fresh fruits (berries, granades, fresh coconuts, dates)		
<b>PROCESSED FRUITS</b>					
116221*0.75	Other dried fruits <sup>1</sup>	11062.05*0.75	Other dried fruits (dried grapes, dried plums, dried peaches, sunflower pips, pumpkin pips, and other dried fruits) <sup>1</sup>	0116802*0.75	Dried fruits and nuts <sup>1</sup>
116311	Peach in syrup	11063.01	Peach in syrup	0116900	Preserved fruit and fruit-based products
116314	Other frozen, canned or prepared fruits	11063.03	Other frozen canned fruits and fruit products (fruits with or without sugar)		

**NOTES:**

**FRUIT\_1:** Codes 116221 (1980-81), 11062.05 (1990-91) and 0116802 (1998-99): 75% dried fruits, 25% nuts.

## SPAIN – FOOD AGGREGATION TABLE FOR FRUIT AND VEGETABLE JUICES

HOUSEHOLD BUDGET SURVEY 1980-1981	HOUSEHOLD BUDGET SURVEY 1990-1991	HOUSEHOLD BUDGET SURVEY 1998-1999
<b>FRUIT JUICES</b>		
116321 Orange juices	11063.04 Orange juice	0122302 Fruit juices
116322 Other fruit juices	11063.05 Other fruit juices	
	11063.06 Fruit extracts	
<b>VEGETABLE JUICES</b>		
		0122400 Vegetable juices

## SPAIN – FOOD AGGREGATION TABLE FOR SUGAR AND SUGAR PRODUCTS

HOUSEHOLD BUDGET SURVEY 1980-1981		HOUSEHOLD BUDGET SURVEY 1990-1991		HOUSEHOLD BUDGET SURVEY 1998-1999	
<b>SUGAR</b>					
118111	Sugar	11081.01	Sugar	0118105	Sugar
<b>SUGAR PRODUCTS</b>					
110121	Syrups	11101.02	Syrup, honey and substitutes (incl. fruit syrup, molasses)	0118203	Jam, marmalade, jelly
110311	Confectionery	11103.01	Confectionery (candies)	0118301	Chocolate
110111	Marmalade and jams	11101.01	Jam, marmalade, jelly	0118409	Confectionery
110211	Chocolate	11102.01	Chocolate (incl. chocolate mixed with cereals, dried chocolate)	0118604	Other sugar products
110212	Powdered preparations, containing cocoa powder	11102.02	Powder based on cocoa		
110213	Other chocolate products	11102.03	Other chocolate products (incl. chocolate bonbons, chocolate vermicelli)		

## SPAIN – FOOD AGGREGATION TABLE FOR NON-ALCOHOLIC BEVERAGES

HOUSEHOLD BUDGET SURVEY 1980-1981	HOUSEHOLD BUDGET SURVEY 1990-1991	HOUSEHOLD BUDGET SURVEY 1998-1999
<b>STIMULANTS</b>		
<b>COFFEE</b>		
119111 Natural or roasting coffee	11091.01 Natural or roasted coffee	0121107 Coffee
119121 Instant coffee	11091.02 Instant coffee	
119122 Coffee substitutes, based on natural coffee	11091.03 Coffee substitutes, based on natural coffee	
119123 Coffee substitutes, not based on natural coffee	11091.04 Coffee substitutes not based on natural coffee	
<b>TEA AND SIMILAR INFUSIONS</b>		
119211 Tea and similar infusions	11092.01 Tea and similar infusions (chamomile, mint, etc.)	0121205 Tea and similar infusions
<b>COCOA</b>		
119311 Cocoa (all types, with or without sugar)	11093.01 Pure cocoa (with or without sugar)	0121303 Cocoa
<b>MINERAL WATER</b>		
121111 Mineral water	12011.01 Water (incl. mineral) carbonated or not	0122106 Mineral water
<b>SOFT DRINKS</b>		
121211 Carbonated drinks (no added flavor)	12012.01 Lemonade (soda, dried soda, etc.)	0122204 Soft drinks
121212 Refreshments (with flavor)	12012.02 Refreshments (carbonated or not) (incl. "cola" type refreshments)	

## SPAIN – FOOD AGGREGATION TABLE FOR ALCOHOLIC BEVERAGES

HOUSEHOLD BUDGET SURVEY 1980-1981		HOUSEHOLD BUDGET SURVEY 1990-1991		HOUSEHOLD BUDGET SURVEY 1998-1999	
<b>WINE</b>					
131211	Table wines	13012.01	Table wines	0212109	Wine
131411	“Generous” wines (more than 15°)	13014.01	Liqueur, dessert wines ("generous" and spirit wines, more than 15°)	0212207	Other wines
131412	Sparkling wines (CAVA) and champagne	13014.02	Sparkling wines		
<b>BEER</b>					
131311	Beer	13013.01	Beer	0213108	Beer
<b>SPIRITS</b>					
131111	Alcoholic drinks, with non denatured alcohol (less than 80°)	13011.01	High spirit beverages (incl. gin, vodka)	0211100	Spirits and liquors
131121	Anisette	13011.02	Anisette		
131122	Brandy	13011.03	Brandy		
131123	Rum	13011.04	Rum		
131124	Whiskey	13011.05	Whiskey		
131421	Other alcoholic beverages	13014.03	Other alcoholic drinks		

## SPAIN – FOOD AGGREGATION TABLE FOR MISCELLANEOUS FOODS AND DISHES

HOUSEHOLD BUDGET SURVEY 1980-1981		HOUSEHOLD BUDGET SURVEY 1990-1991		HOUSEHOLD BUDGET SURVEY 1998-1999	
<b>FOOD ITEMS</b>					
116313	Fruit products for infant feeding	11063.02	Fruit products for infant feeding	0119104	Condiments and sauces
110511	Mayonnaise sauce	11105.05	Salt	0119202	Spices and salt
110513	Other sauces and condiments	11105.06	Iodine salt	0119300	Soups and products for desserts
110521	Crushed spices or not, ground or not	11105.07	Other types of salt		
110531	Other condiments	11105.01	Mayonnaise sauce		
112722	Juices and gelatin of meat	11105.03	Other spiced sauces		
114213*8	Powdered milk for infant feeding or dietetic use <sup>1</sup>	11105.04	Dried spices, condiments (incl. pepper vanilla, cassia, curry, oregano, dried celery)		
		11105.08	Vinegar		
		11105.09	Other seasonings and substitutes for confectionery use		
		11027.02	Meat extracts and juices		
		11105.10	Other products, not mentioned somewhere else		
		11042.04*8	Dried milk for infant feeding or dietetic use <sup>1</sup>		
<b>DISHES</b>					
112741	Meat based products for infant feeding	11027.04	Meat based products for infant feeding		
113321	Fish based products for infant feeding	11035.08	Fish based products for infant feeding		

### NOTES

**MISC\_1:** All milk items (e.g. condensed milk, dried milk) are converted to fresh milk equivalents:

1 unit dried milk \* 8 = 1 unit fresh milk

## **Food Aggregation Tables - UNITED KINGDOM**

## UNITED KINGDOM – FOOD AGGREGATION TABLE FOR CEREALS AND CEREAL PRODUCTS

HOUSEHOLD BUDGET SURVEY 1985-1986-1987-1988-1989	HOUSEHOLD BUDGET SURVEY 1990-1991-1992-1993-1994	HOUSEHOLD BUDGET SURVEY 1995-1996-1997-1998-1999
<b>BREAD AND ROLLS</b>		
25101 Bread, white, large, unsliced	25101 Bread, white, large, unsliced (Code recorded in 1990-1991)	
	25102 Bread, white, large, unsliced, standard (Code recorded in 1992-1993-1994)	25102 Bread, white, large, unsliced, standard
25201 Bread, white, large, sliced	25201 Bread, white, large, sliced (Code recorded in 1990-1991)	
	25202 Bread, white, large, sliced, standard (Code recorded in 1992-1993-1994)	25202 Bread, white, large, sliced, standard
25301 Bread, white, small, unsliced	25301 Bread, white, small, unsliced (Code recorded in 1990-1991)	
25401 Bread, white, small, sliced	25401 Bread, white, small, sliced (Code recorded in 1990-1991)	
	25701 Bread white, sliced premium (Code recorded in 1992-1993-1994)	25701 Bread white, sliced, premium
	25801 Bread sliced, soft grain white (Code recorded in 1992-1993-1994)	25801 Bread sliced, soft grain white
25501 Bread, brown	25501 Bread, brown (Code recorded in 1990-1991)	
	25901 Bread, brown, sliced (Code recorded in 1992-1993-1994)	25901 Bread, brown, sliced
	26101 Bread, brown unsliced (Code recorded in 1992-1993-1994)	26101 Bread, brown unsliced
25601 Bread, wholewheat and wholemeal	25601 Bread, wholewheat and wholemeal (Code recorded in 1990-1991)	
	26001 Bread, wholemeal, sliced (Code recorded in 1992-1993-1994)	26001 Bread, wholemeal, sliced



**UNITED KINGDOM – FOOD AGGREGATION TABLE FOR CEREALS AND CEREAL PRODUCTS (continued)**

HOUSEHOLD BUDGET SURVEY 1985-1986-1987-1988-1989		HOUSEHOLD BUDGET SURVEY 1990-1991-1992-1993-1994		HOUSEHOLD BUDGET SURVEY 1995-1996-1997-1998-1999	
<b>BREAD AND ROLLS (continued)</b>					
		26201	Bread, wholemeal, unsliced (Code recorded in 1992-1993-1994)	26201	Bread, wholemeal, unsliced
26302	Rolls	26302	Rolls	26302	Rolls
26303	Malt bread and fruit bread	26303	Malt bread and fruit bread	26303	Malt bread and fruit bread
26304	Vienna and French bread	26304	Vienna and French bread	26304	Vienna and French bread
26305	Starch-reduced bread and rolls	26305	Starch-reduced bread and rolls	26305	Starch-reduced bread and rolls
26306	Other bread	26306	Other bread (Code recorded in 1990-1991)		
		26308	Other bread (Code recorded in 1992-1993-1994)	26308	Other bread
<b>BAKERY PRODUCTS (bread and rolls excluded)</b>					
27101	Crispbread	27101	Crispbread	27101	Crispbread
26701	Buns, scones and teacakes	26701	Buns, scones and teacakes	26701	Buns, scones and teacakes
27001	Cakes and pastries	27001	Cakes and pastries	27001	Cakes and pastries
27401	Biscuits, other than chocolate	27401	Biscuits, other than chocolate	27402	Sweet biscuits other than chocolate
				27403	Unsweetened biscuits
27701*0.5	Biscuits chocolate <sup>1</sup>	27701*0.5	Biscuits chocolate <sup>1</sup>	27701*0.5	Biscuits chocolate <sup>1</sup>
28601	Other puddings	28601	Other puddings	28601	Other puddings
29402	Frozen cakes and pastries	29402	Frozen cakes and pastries	29402	Frozen cakes and pastries
		26307	Sandwiches (Code recorded in 1992-1993-1994)	26307	Sandwiches
29906	Pizza	29906	Pizza	29911	Pizza
				29912	Pizza (take-away)

**UNITED KINGDOM – FOOD AGGREGATION TABLE FOR CEREALS AND CEREAL PRODUCTS (continued)**

HOUSEHOLD BUDGET SURVEY 1985-1986-1987-1988-1989		HOUSEHOLD BUDGET SURVEY 1990-1991-1992-1993-1994		HOUSEHOLD BUDGET SURVEY 1995-1996-1997-1998-1999	
<b>RICE, CEREALS AND PRODUCTS (flour and pasta excluded)</b>					
28701	Rice	28701	Rice	28702	Dried rice
				28703	Cooked rice
28101	Oatmeal and oat products	28101	Oatmeal and oat products	28101	Oatmeal and oat products
28201	Breakfast cereals	28201	Breakfast cereals (Code recorded in 1990-1991-1992)		
		28202	Muesli (Code recorded in 1992-1993-1994)	28202	Muesli
		28203	Other high fibre breakfast cereals (Code recorded in 1992-1993-1994)	28203	Other high fibre breakfast cereals
		28204	Sweetened breakfast cereals (Code recorded in 1992-1993-1994)	28204	Sweetened breakfast cereals
		28205	Other breakfast (Code recorded in 1992-1993-1994)	28205	Other breakfast
29001	Cereal-based invalid	29001	Cereal-based invalid	29001	Cereal-based invalid
29403	Other frozen convenience cereal foods	29403	Other frozen convenience cereal foods	29403	Other frozen convenience cereal foods
29908	Other cereal convenience foods	29908	Other cereal convenience foods (Code recorded in 1990-1991-1992)		
		29910	Other cereal convenience foods (Code recorded in 1993-1994)		
				29913	Other cereal convenience foods

**UNITED KINGDOM – FOOD AGGREGATION TABLE FOR CEREALS AND CEREAL PRODUCTS (continued)**

HOUSEHOLD BUDGET SURVEY 1985-1986-1987-1988-1989		HOUSEHOLD BUDGET SURVEY 1990-1991-1992-1993-1994		HOUSEHOLD BUDGET SURVEY 1995-1996-1997-1998-1999	
<b>FLOUR</b>					
26401	Flour	26401	Flour	26401	Flour
<b>PASTA</b>					
29903	Canned pasta	29903	Canned pasta	29903	Canned pasta
30101	Other cereal foods	30101	Other cereal foods	30101	Other cereal foods
				29914	Pasta (Code recorded in 1998-1999)

**NOTES FOR CEREALS:**

**CER-1:** Code 27701 (biscuits, chocolate): 50% biscuits and 50% chocolate

## UNITED KINGDOM – FOOD AGGREGATION TABLE FOR MEAT AND MEAT PRODUCTS

HOUSEHOLD BUDGET SURVEY 1985-1986-1987-1988-1989	HOUSEHOLD BUDGET SURVEY 1990-1991-1992-1993-1994	HOUSEHOLD BUDGET SURVEY 1995-1996-1997-1998-1999
<b>RED MEAT</b>		
<b>PORK MEAT (fresh and frozen)</b>		
4101 Pork joints (including sides)	4101 Pork joints (including sides)	4101 Pork joints (including sides)
4102 Pork chops	4102 Pork chops	4102 Pork chops
4103 Pork fillets and steaks	4103 Pork fillets and steaks	4103 Pork fillets and steaks
4104 All other pork	4104 All other pork	4104 All other pork
<b>BEEF, VEAL AND CALF MEAT (fresh and frozen)</b>		
3102 Beef joints (including sides) on the bone	3102 Beef joints (including sides) on the bone	3102 Beef joints (including sides) on the bone
3103 Beef joints (boned)	3103 Beef joints (boned)	3103 Beef joints (boned)
3104 Beef steak (less expensive)	3104 Beef steak (less expensive)	3104 Beef steak (less expensive)
3105 Beef steak (more expensive)	3105 Beef steak (more expensive)	3105 Beef steak (more expensive)
3106 Beef, minced	3106 Beef, minced	3106 Beef, minced
3107 All other beef and veal	3107 All other beef and veal	3107 All other beef and veal
<b>RED MEAT OTHER THAN PORK AND BEEF (fresh and frozen)</b>		
3601 Mutton	3601 Mutton	3601 Mutton
3602 Lamb joints (including sides)	3602 Lamb joints (including sides)	3602 Lamb joints (including sides)
3603 Lamb chops	3603 Lamb chops	3603 Lamb chops
3604 All other lamb	3604 All other lamb	3604 All other lamb
7801 Rabbit and other meat	7801 Rabbit and other meat	7801 Rabbit and other meat
<b>OFFAL (fresh and frozen)</b>		
4603 Ox liver	4603 Ox liver	4603 Ox liver
4604 Lamb liver	4604 Lamb liver	4604 Lamb liver
4605 Pig liver	4605 Pig liver	4605 Pig liver
4607 Other liver	4607 Other liver	4607 Other liver

**UNITED KINGDOM – FOOD AGGREGATION TABLE FOR MEAT AND MEAT PRODUCTS (continued)**

<b>HOUSEHOLD BUDGET SURVEY 1985-1986-1987-1988-1989</b>		<b>HOUSEHOLD BUDGET SURVEY 1990-1991-1992-1993-1994</b>		<b>HOUSEHOLD BUDGET SURVEY 1995-1996-1997-1998-1999</b>	
<b>OFFAL (fresh and frozen) (continued)</b>					
5101	Offals, other than liver	5101	Offals, other than liver	5101	Offals, other than liver
		9301	Pate (Code recorded in 1992-1993-1994)	9301	Pate
<b>POULTRY (fresh and frozen)</b>					
5902	Cooked poultry, not purchased in cans	5902	Cooked poultry, not purchased in cans	5903	Cooked poultry, not purchased in cans
7301	Broiler chicken, uncooked,including frozen	7301	Broiler chicken, uncooked,including frozen	7301	Broiler chicken, uncooked,including frozen
7702	Chicken uncooked, other than broiler	7702	Chicken uncooked, other than broiler	7702	Chicken uncooked, other than broiler
7703	Turkey uncooked	7703	Turkey uncooked	7703	Turkey uncooked
7704	All uncooked poultry other than chicken or turkey	7704	All uncooked poultry other than chicken or turkey	7704	All uncooked poultry other than chicken or turkey
				5904	Take away cooked poultry
<b>CANNED MEAT AND MEAT PRODUCTS</b>					
5502	Bacon and ham, uncooked joints including sides and steaks cut from joint	5502	Bacon and ham, uncooked joints including sides and steaks cut from joint	5502	Bacon and ham, uncooked joints including sides and steaks cut from joint
5503	Bacon and ham, uncooked, rashers, pre-packed	5503	Bacon and ham, uncooked, rashers, pre-packed	5503	Bacon and ham, uncooked, rashers, pre-packed
5504	Bacon and ham, uncooked, rashers, not pre-packed	5504	Bacon and ham, uncooked, rashers, not pre-packed	5504	Bacon and ham, uncooked, rashers, not pre-packed
5801	Bacon and ham, cooked, including canned	5801	Bacon and ham, cooked, including canned	5801	Bacon and ham, cooked, including canned
7901	Sausages, uncooked, pork	7901	Sausages, uncooked, pork	7901	Sausages, uncooked, pork

**UNITED KINGDOM – FOOD AGGREGATION TABLE FOR MEAT AND MEAT PRODUCTS (continued)**

<b>HOUSEHOLD BUDGET SURVEY 1985-1986-1987-1988-1989</b>		<b>HOUSEHOLD BUDGET SURVEY 1990-1991-1992-1993-1994</b>		<b>HOUSEHOLD BUDGET SURVEY 1995-1996-1997-1998-1999</b>	
<b>CANNED MEAT AND MEAT PRODUCTS (continued)</b>					
8001	Sausages uncooked, beef	8001	Sausages uncooked, beef	8001	Sausages uncooked, beef
		9302	Delicatessen type sausages (Code recorded in 1992-1993-1994)	9302	Delicatessen type sausages
9402	Delicatessen type sausages	9402	Delicatessen type sausages (Code recorded in 1990-1991)		
9403	Meat pastes and spreads	9403	Meat pastes and spreads	9403	Meat pastes and spreads
<b>MEAT DISHES</b>					
6201	Corned meat	6201	Corned meat	6201	Corned meat
6601	Other cooked meat, not purchased in cans	6601	Other cooked meat, not purchased in cans	6601	Other cooked meat, not purchased in cans
7102	Other canned meat and canned meat products	7102	Other canned meat and canned meat products	7102	Other canned meat and canned meat products
8302	Meat pies, ready to eat	8302	Meat pies, ready to eat	8302	Meat pies, ready to eat
8303	Sausage rolls, ready to eat	8303	Sausage rolls, ready to eat	8303	Sausage rolls, ready to eat
8802	Frozen burgers	8802	Frozen burgers	8802	Frozen burgers
		8804	Frozen meat pies, pastries and puddings (Code recorded in 1992-1993-1994)	8804	Frozen meat pies, pastries and puddings
		8805	Other frozen convenience meats (Code recorded in 1992-1993-1994)	8805	Other frozen convenience meats

**UNITED KINGDOM – FOOD AGGREGATION TABLE FOR MEAT AND MEAT PRODUCTS (continued)**

<b>HOUSEHOLD BUDGET SURVEY 1985-1986-1987-1988-1989</b>		<b>HOUSEHOLD BUDGET SURVEY 1990-1991-1992-1993-1994</b>		<b>HOUSEHOLD BUDGET SURVEY 1995-1996-1997-1998-1999</b>	
<b>MEAT DISHES (continued)</b>					
8803	Other frozen convenience meats	8803	Other frozen convenience meats (Code recorded in 1990-1991)		
9404	Meat pies pastries and puddings	9404	Meat pies pastries and puddings	9407	Meat pies pastries and puddings, not frozen or takeaway
				9408	Takeaway meat pies, pastries and puddings
9405	Ready meals	9405	Ready meals	9409	Ready meals
				9410	Takeaway ready meals
9406	Other meat: products not classified elsewhere	9406	Other meat: products not classified elsewhere	9411	Other meat: products not classified elsewhere

## UNITED KINGDOM – FOOD AGGREGATION TABLE FOR FISH AND SEAFOOD

HOUSEHOLD BUDGET SURVEY 1985-1986-1987-1988-1989	HOUSEHOLD BUDGET SURVEY 1990-1991-1992-1993-1994	HOUSEHOLD BUDGET SURVEY 1995-1996-1997-1998-1999
<b>FISH (fresh, frozen and processed)</b>		
10001 Fish, white, fillet, fresh	10001 Fish, white, fillet, fresh	10001 Fish, white, fillet, fresh
10501 Fish, white, unfilled, fresh	10501 Fish, white, unfilled, fresh	10501 Fish, white, unfilled, fresh
11101 Fish, herrings, filleted, fresh	11101 Fish, herrings, filleted, fresh	11101 Fish, herrings, filleted, fresh
11201 Fish, herrings, unfilleted, fresh	11201 Fish, herrings, unfilleted, fresh	11201 Fish, herrings, unfilleted, fresh
11301 Fish, fat, fresh, other than herrings	11301 Fish, fat, fresh, other than herrings	11301 Fish, fat, fresh, other than herrings (Code recorded in 1995-1996-1997-1998)
		11302 Fresh salmon (Code recorded in 1999)
		11303 Fresh “blue” fish other than salmon or herrings (Code recorded in 1999)
11001 Fish, white, uncooked, frozen	11001 Fish, white, uncooked, frozen	11001 Fish, white, uncooked, frozen
11401 Fish, white, processed	11401 Fish, white, processed	11401 Fish, white, processed
11501 Fish, fat, processed, filleted	11501 Fish, fat, processed, filleted	11501 Fish, fat, processed, filleted
11601 Fish, fat, processed, unfilleted	11601 Fish, fat, processed, unfilleted	11601 Fish, fat, processed, unfilleted
11901 Salmon canned	11901 Salmon canned	11901 Salmon canned
12001 Other canned or bottled fish	12001 Other canned or bottled fish	12001 Other canned or bottled fish
<b>SEAFOOD</b>		
11701 Fish, shell	11701 Fish, shell	11701 Fish, shell
<b>FISH DISHES</b>		
11801 Fish, cooked	11801 Fish, cooked	11801 Fish, cooked
12301 Fish products, not frozen	12301 Fish products, not frozen	12302 Fish products, not frozen
		12303 Takeaway fish products
12701 Frozen convenience fish products	12701 Frozen convenience fish products	12701 Frozen convenience fish products



## UNITED KINGDOM – FOOD AGGREGATION TABLE FOR EGGS, MILK AND MILK PRODUCTS

HOUSEHOLD BUDGET SURVEY 1985-1986-1987-1988-1989		HOUSEHOLD BUDGET SURVEY 1990-1991-1992-1993-1994		HOUSEHOLD BUDGET SURVEY 1995-1996-1997-1998-1999	
<b>EGGS</b>					
12901	Eggs	12901	Eggs	12901	Eggs
<b>MILK</b>					
402	“UHT”, liquid milk, full price	402	“UHT”, liquid milk, full price	402	“UHT”, liquid milk, full price
403	Sterilized milk, full price	403	Sterilized milk, full price	403	Sterilized milk, full price
404	Other liquid milk full price	404	Other liquid milk full price	404	Other liquid milk full price
501	Milk, liquid, welfare	501	Milk, liquid, welfare	501	Milk, liquid, welfare
601	Milk, liquid, school	601	Milk, liquid, school	601	Milk, liquid, school
901	Milk condensed <sup>1</sup>	901	Milk condensed <sup>1</sup>	901	Milk condensed <sup>1</sup>
1201	Milk instant <sup>1</sup>	1201	Milk instant <sup>1</sup>	1201	Milk instant <sup>1</sup>
1502	Fully skimmed milk <sup>1</sup> (Code recorded in 1986-1987- 1988-1989)	1502	Fully skimmed milk <sup>1</sup>	1502	Fully skimmed milk <sup>1</sup>
1503	Semi and other skimmed milk (Code recorded in 1986-1987- 1988-1989)	1503	Semi and other skimmed milk	1503	Semi and other skimmed milk
1501	Skimmed milks (Code recorded in 1985)				
<b>CHEESE</b>					
2201*1.5	Cheese, natural, hard, cheddar and cheddar type	2201*1.5	Cheese, natural, hard, cheddar and cheddar type	2201*1.5	Cheese, natural, hard, cheddar and cheddar type

**UNITED KINGDOM – FOOD AGGREGATION TABLE FOR EGGS, MILK AND MILK PRODUCTS (continued)**

HOUSEHOLD BUDGET SURVEY 1985-1986-1987-1988-1989		HOUSEHOLD BUDGET SURVEY 1990-1991-1992-1993-1994		HOUSEHOLD BUDGET SURVEY 1995-1996-1997-1998-1999	
<b>CHEESE (continued)</b>					
2202*1.5	Cheese, natural, hard, other UK varieties or foreign equivalents <sup>2</sup>	2202*1.5	Cheese, natural, hard, other UK varieties or foreign equivalents <sup>2</sup>	2202*1.5	Cheese, natural, hard, other UK varieties or foreign equivalents <sup>2</sup>
2203*1.5	Cheese, natural, hard, edam and other continental <sup>2</sup>	2203*1.5	Cheese, natural, hard, edam and other continental <sup>2</sup>	2203*1.5	Cheese, natural, hard, edam and other continental <sup>2</sup>
2204	Other cheese, natural, soft	2204	Other cheese, natural, soft (Code recorded in 1990-1991)		
		2205	Cottage cheese (Code recorded in 1992-1993-1994)	2205	Cottage cheese
		2206	Other cheese, natural, soft (Code recorded in 1992-1993-1994)	2206	Other cheese, natural, soft
2301	Cheese, processed	2301	Cheese, processed	2301	Cheese, processed
<b>MILK PRODUCTS (milk and cheese excluded)</b>					
1301	Yoghurt	1301	Yoghurt	1301	Yoghurt
1602	Other milk not skimmed	1602	Other milk not skimmed (Code recorded in 1990-1991)		
		1302	Fromage frais (Code recorded in 1992-1993-1994)	1302	Fromage frais
		1603	Dairy desserts (Code recorded in 1992-1993-1994)	1603	Dairy desserts

**UNITED KINGDOM – FOOD AGGREGATION TABLE FOR EGGS, MILK AND MILK PRODUCTS (continued)**

HOUSEHOLD BUDGET SURVEY 1985-1986-1987-1988-1989		HOUSEHOLD BUDGET SURVEY 1990-1991-1992-1993-1994		HOUSEHOLD BUDGET SURVEY 1995-1996-1997-1998-1999	
<b>MILK PRODUCTS (milk and cheese excluded) (continued)</b>					
1701	Cream	1604	Other milks (Code recorded in 1992-1993-1994)	1604	Other milks
28501	Canned milk puddings	1701	Cream	1701	Cream
33202*0.6	Ice-cream, mouse <sup>3</sup>	28501	Canned milk puddings	28501	Canned milk puddings
		33202*0.6	Ice-cream, mouse <sup>3</sup> (Code recorded in 1990-1991)		
		33203*0.6	Ice-cream <sup>3</sup> (Code recorded in 1992-1993-1994)	33203*0.6	Ice-cream <sup>3</sup>
		33302*0.6	Ice cream products <sup>3</sup> (Code recorded in 1992-1993-1994)	33302*0.6	Ice cream products <sup>3</sup>
33301	Other frozen convenience foods not classified elsewhere	33301	Other frozen convenience foods not classified elsewhere (Code recorded in 1990-1991)		
		33303	Other frozen dairy foods (Code recorded in 1992-1993-1994)	33303	Other frozen dairy foods

**NOTES:**

- MILKPRD\_1. Codes 901 (condensed milk) and 1201 (instant milk): In the raw data, these codes were expressed in fresh milk equivalents  
MILKPRD\_2. Multiplication by 1.5 is used for the conversion of hard cheese to fresh cheese equivalents  
MILKPRD\_3. Codes 33202/33203/33302 (ice cream, mouse, ice cream products) : 1 lit ice cream = 0.6 kg ice cream

## UNITED KINGDOM – FOOD AGGREGATION TABLE FOR ADDED LIPIDS

HOUSEHOLD BUDGET SURVEY 1985-1986-1987-1988-1989		HOUSEHOLD BUDGET SURVEY 1990-1991-1992-1993-1994		HOUSEHOLD BUDGET SURVEY 1995-1996-1997-1998-1999	
<b>LIPIDS OF ANIMAL ORIGIN</b>					
<b>BUTTER</b>					
13501	Butter-New Zealand	13501	Butter-New Zealand	13501	Butter-New Zealand
13502	Butter-Danish	13502	Butter-Danish	13502	Butter-Danish
13503	Butter-UK	13503	Butter-UK	13503	Butter-UK
13504	All other butter	13504	All other butter	13504	All other butter
<b>ANIMAL FAT (butter excluded)</b>					
13901*0.97	Lard and compound cooking fat <sup>1</sup>	13901*0.97	Lard and compound cooking fat <sup>1</sup>	13901*0.97	Lard and compound cooking fat <sup>1</sup>
		14805	Suet and dripping (Code recorded in 1992-1993-1994)	14805	Suet and dripping
14802*0.2	Reduced fat spreads <sup>2</sup> (Code recorded in 1986-1987- 1988-1989)	14802*0.2	Reduced fat spreads <sup>2</sup>	14802*0.2	Reduced fat spreads <sup>2</sup>
14803*0.5	Low fat spreads <sup>3</sup>	14803*0.5	Low fat spreads <sup>3</sup>	14803*0.5	Low fat spreads <sup>3</sup>
14804	Other fats	14804	Other fats (Code recorded in 1990-1991)		
<b>LIPIDS OF VEGETABLE ORIGIN</b>					
<b>VEGETABLE FAT</b>					
<b>MARGARINE</b>					
13801	Soft margarine	13801	Soft margarine	13801	Soft margarine
13802	Other margarine	13802	Other margarine	13802	Other margarine

**UNITED KINGDOM – FOOD AGGREGATION TABLE FOR ADDED LIPIDS (continued)**

HOUSEHOLD BUDGET SURVEY 1985-1986-1987-1988-1989		HOUSEHOLD BUDGET SURVEY 1990-1991-1992-1993-1994		HOUSEHOLD BUDGET SURVEY 1995-1996-1997-1998-1999	
<b>VEGETABLE FAT (margarine excluded)</b>					
14802*0.8	Reduced fat spreads <sup>2</sup> (Code recorded in 1986-1987- 1988-1989)	14802*0.8	Reduced fat spreads <sup>2</sup>	14802*0.8	Reduced fat spreads <sup>2</sup>
14803*0.5	Low fat spreads <sup>3</sup>	14803*0.5	Low fat spreads <sup>3</sup>	14803*0.5	Low fat spreads <sup>3</sup>
13901*0.03	Compound cooking fats <sup>1</sup>	13901*0.03	Compound cooking fats <sup>1</sup>	13901*0.03	Compound cooking fats <sup>1</sup>
		14807	Other fats (Code recorded in 1992-1993-1994)	14807	Other fats
<b>VEGETABLE OILS</b>					
<b>OLIVE OIL</b>					
14303*0.05	Vegetable and salad oils <sup>4</sup>	14303*0.05	Vegetable and salad oils <sup>4</sup>	14303*0.05	Vegetable and salad oils <sup>4</sup>
<b>SEED OILS (olive oil excluded)</b>					
14303*0.95	Vegetable and salad oils <sup>4</sup>	14303*0.95	Vegetable and salad oils <sup>4</sup>	14303*0.95	Vegetable and salad oils <sup>4</sup>

**NOTES**

**LIPID\_1:** Code 13901 (lard and compound cooking fat): 3% vegetable fat and 97% animal fat

**LIPID\_2:** Code 14802 (reduced fat spreads): 20% animal fat and 80% vegetable fat

**LIPID\_3:** Code 14803 (low fat spreads): 50% animal fat and 50% vegetable fat

**LIPID\_4:** Code 14303 (vegetable and salads oil): 5% olive oil and 95% other vegetable oils

**UNITED KINGDOM – FOOD AGGREGATION TABLE FOR POTATOES AND OTHER STARCHY ROOTS,  
PULSES AND NUTS (continued)**

HOUSEHOLD BUDGET SURVEY 1985-1986-1987-1988-1989		HOUSEHOLD BUDGET SURVEY 1990-1991-1992-1993-1994		HOUSEHOLD BUDGET SURVEY 1995-1996-1997-1998-1999	
<b>POTATOES AND OTHER STARCHY ROOTS (potato products included)</b>					
		15501	Previous year's crop potatoes purchased Jan-Aug (Code recorded in 1993-1994)	15501	Previous year's crop potatoes purchased Jan-Aug
		15502	Current year's crop potatoes purchased Jan-Aug (Code recorded in 1993-1994)	15502	Current year's crop potatoes purchased Jan-Aug
		15503	Current year's crop potatoes purchased Sept-Dec (Code recorded in 1993-1994)	15503	Current year's crop potatoes purchased Sept-Dec
15601	Potatoes previously year loose/not pre-packed purchased Jan-Aug	15601	Potatoes previously year loose/not pre-packed purchased Jan-Aug (Code recorded in 1990-1991-1992)		
15701	Potatoes previously year pre-packed Jan-Aug	15701	Potatoes previously year pre-packed Jan-Aug (Code recorded in 1990-1991-1992)		
		15602	Potatoes previously year unspecified (Code recorded in 1992)		
		16002	Potatoes current year unspecified Sep-Dec (Code recorded in 1992)		
16001	Potatoes current year loose Sep-Dec	16001	Potatoes current year loose Sep-Dec (Code recorded in 1990-1991-1992)		
		15802	Potatoes current year unspecified Jan-Aug (Code recorded in 1992)		
15801	Potatoes current year loose purchased Jan-Aug	15801	Potatoes current year loose purchased Jan-Aug (Code recorded in 1990-1991-1992)		

**UNITED KINGDOM – FOOD AGGREGATION TABLE FOR POTATOES AND OTHER STARCHY ROOTS,  
PULSES AND NUTS (continued)**

<b>HOUSEHOLD BUDGET SURVEY 1985-1986-1987-1988-1989</b>		<b>HOUSEHOLD BUDGET SURVEY 1990-1991-1992-1993-1994</b>		<b>HOUSEHOLD BUDGET SURVEY 1995-1996-1997-1998-1999</b>	
<b>POTATOES AND OTHER STARCHY ROOTS (potato products included) (continued)</b>					
16101	Potatoes current year pre-packed Sep-Dec	16101	Potatoes current year pre-packed Sep-Dec (Code recorded in 1990-1991-1992)		
15901	Potatoes current year pre-packed Sep-Dec	15901	Potatoes current year pre-packed Sep-Dec (Code recorded in 1990-1991-1992)		
19701	Chips, excluding frozen	19701	Chips, excluding frozen	19701	Chips, excluding frozen
19801*5	Instant potato <sup>1</sup>	19801*5	Instant potato <sup>1</sup>	19801*5	Instant potato <sup>1</sup>
19901	Canned potato	19901	Canned potato	19901	Canned potato
20001	Crisps and potato products not frozen	20001	Crisps and potato products not frozen (Code recorded in 1990-1991)		
		20003	Other potato products (Code recorded in 1992-1993-1994)	20003	Other potato products
20501	Frozen chips & other frozen convenience potato products	20501	Frozen chips & other frozen convenience potato products	20501	Frozen chips & other frozen convenience potato products
17401*0.05	Other root vegetables, fresh <sup>2</sup>	17401*0.05	Other root vegetables, fresh <sup>2</sup>	17401*0.05	Other root vegetables, fresh <sup>2</sup>
<b>PULSES</b>					
19201	Dried pulses, other than air-dried	19201	Dried pulses, other than air-dried	19201	Dried pulses, other than air-dried

**UNITED KINGDOM – FOOD AGGREGATION TABLE FOR POTATOES AND OTHER STARCHY ROOTS,  
PULSES AND NUTS (continued)**

<b>HOUSEHOLD BUDGET SURVEY 1985-1986-1987-1988-1989</b>		<b>HOUSEHOLD BUDGET SURVEY 1990-1991-1992-1993-1994</b>		<b>HOUSEHOLD BUDGET SURVEY 1995-1996-1997-1998-1999</b>	
<b>NUTS</b>					
24501	Nuts and nut products	24501	Nuts and nut products	24501	Nuts and nut products

**NOTES**

**POTATOES\_1:** Multiplication by 5 is used for the conversion of dried potato products to fresh potato equivalents

**POTATOES\_2:** Code 17401 (other root vegetables, fresh): 5% yams and sweet potatoes and 95% other root vegetable fresh



## UNITED KINGDOM – FOOD AGGREGATION TABLE FOR VEGETABLES

HOUSEHOLD BUDGET SURVEY 1985-1986-1987-1988-1989		HOUSEHOLD BUDGET SURVEY 1990-1991-1992-1993-1994		HOUSEHOLD BUDGET SURVEY 1995-1996-1997-1998-1999	
<b>FRESH VEGETABLES</b>					
<b>GREEN LEAFY VEGETABLES</b>					
16701	Leafy salads, fresh	16701	Leafy salads, fresh	16701	Leafy salads, fresh
17101	Other fresh green vegetables	17101	Other fresh green vegetables	17101	Other fresh green vegetables
<b>CABBAGE</b>					
16201	Cabbages, fresh	16201	Cabbages, fresh	16201	Cabbages, fresh
16301	Brussels sprouts, fresh	16301	Brussels sprouts, fresh	16301	Brussels sprouts, fresh
16401	Cauliflower, fresh	16401	Cauliflower, fresh	16401	Cauliflower, fresh
<b>TOMATOES</b>					
17801	Tomatoes	17801	Tomatoes	17801	Tomatoes
<b>CARROTS</b>					
17201	Carrots	17201	Carrots	17201	Carrots
<b>ONIONS AND GARLIC</b>					
17501	Onions, shallots, leek	17501	Onions, shallots, leek	17501	Onions, shallots, leek
<b>OTHER FRESH VEGETABLES</b>					
16801	Peas	16801	Peas	16801	Peas
16901	Beans	16901	Beans	16901	Beans
17701	Mushrooms	17701	Mushrooms	17701	Mushrooms
17601	Cucumber	17601	Cucumber	17601	Cucumber
17301	Turnips and Swedes	17301	Turnips and Swedes	17301	Turnips and Swedes
17401*0.95	Other root vegetables, fresh <sup>1</sup>	17401*0.95	Other root vegetables, fresh <sup>1</sup>	17401*0.95	Other root vegetables, fresh <sup>1</sup>
18301	Miscellaneous fresh vegetables	18301	Miscellaneous fresh vegetables	18301	Miscellaneous fresh vegetables

**UNITED KINGDOM – FOOD AGGREGATION TABLE FOR VEGETABLES (continued)**

HOUSEHOLD BUDGET SURVEY 1985-1986-1987-1988-1989		HOUSEHOLD BUDGET SURVEY 1990-1991-1992-1993-1994		HOUSEHOLD BUDGET SURVEY 1995-1996-1997-1998-1999	
<b>PROCESSED VEGETABLES</b>					
22101*0.02	Stone fruit fresh <sup>2</sup>	22101*0.02	Stone fruit fresh <sup>2</sup>	22101*0.02	Stone fruit fresh <sup>2</sup>
20301	Frozen peas	20301	Frozen peas	20301	Frozen peas
20401	Frozen beans	20401	Frozen beans	20401	Frozen beans
20801	All frozen vegetables and frozen vegetables products not specified	20801	All frozen vegetables and frozen vegetables products not specified	20801	All frozen vegetables and frozen vegetables products not specified
18401	Tomatoes, canned or bottled	18401	Tomatoes, canned or bottled	18401	Tomatoes, canned or bottled
18501	Peas canned	18501	Peas canned	18501	Peas canned
18801	Beans, canned	18801	Beans, canned	18802	Baked beans in sauce
				18803	Other canned beans and pulses
19101	Canned vegetables, other pulses, potatoes or tomatoes	19101	Canned vegetables, other pulses, potatoes or tomatoes	19101	Canned vegetables, other pulses, potatoes or tomatoes
19501	Air-dried vegetables	19501	Air-dried vegetables	19501	Air-dried vegetables
20201	Other vegetable products	20201	Other vegetable products	20202	Other vegetable products, not frozen, not take away
				20203	Other vegetable products, takeaway

**NOTES:**

**VEGE-1:** Code 17401 (other root vegetables, fresh): 5% yams and sweet potatoes and 95% other root vegetable fresh

**VEGE-2:** Code 22101 (stone fruit, fresh): 98% stone fruit and 2% olives

## UNITED KINGDOM – FOOD AGGREGATION TABLE FOR FRUITS

HOUSEHOLD BUDGET SURVEY 1985-1986-1987-1988-1989	HOUSEHOLD BUDGET SURVEY 1990-1991-1992-1993-1994	HOUSEHOLD BUDGET SURVEY 1995-1996-1997-1998-1999
<b>FRESH FRUITS</b>		
<b>APPLES</b>		
21701 Apples	21701 Apples	21701 Apples
<b>CITRUS FRUITS</b>		
21001 Oranges	21001 Oranges	21001 Oranges
21401 Other citrus fruit	21401 Other citrus fruit	21401 Other citrus fruit
<b>BANANAS</b>		
22801 Bananas	22801 Bananas	22801 Bananas
<b>GRAPES</b>		
22201 Grapes	22201 Grapes	22201 Grapes
<b>PLUMS</b>		
<b>BERRIES</b>		
22701 Soft fruits, other than grapes	22701 Soft fruits, other than grapes	22701 Soft fruits, other than grapes
<b>APRICOTS AND PEACHES</b>		
<b>CHERRIES AND SOUR CHERRIES</b>		
<b>PEARS</b>		
21801 Pears	21801 Pears	21801 Pears

**UNITED KINGDOM – FOOD AGGREGATION TABLE FOR FRUITS (continued)**

HOUSEHOLD BUDGET SURVEY 1985-1986-1987-1988-1989		HOUSEHOLD BUDGET SURVEY 1990-1991-1992-1993-1994		HOUSEHOLD BUDGET SURVEY 1995-1996-1997-1998-1999	
<b>OTHER FRESH FRUITS</b>					
22101*0.98	Stone fruit, fresh <sup>1</sup>	22101*0.98	Stone fruit, fresh <sup>1</sup>	22101*0.98	Stone fruit, fresh <sup>1</sup>
22901	Rhubarb	22901	Rhubarb	22901	Rhubarb
23101	Other fresh fruits	23101	Other fresh fruits	23101	Other fresh fruits
<b>PROCESSED FRUITS</b>					
24001	Dried fruits and dried products	24001	Dried fruits and dried products	24001	Dried fruits and dried products
23301	Canned peaches, pears and pine apples	23301	Canned peaches, pears and pine apples	23301	Canned peaches, pears and pine apples
23601	Other canned or bottled fruits	23601	Other canned or bottled fruits	23601	Other canned or bottled fruits
24101	Frozen fruits and frozen products	24101	Frozen fruits and frozen products	24101	Frozen fruits and frozen products

**NOTES:**

**FRUITS\_1:** Code 22101 (stone fruit, fresh): 98% stone fruit and 2% olives

## UNITED KINGDOM – FOOD AGGREGATION TABLE FOR FRUIT AND VEGETABLE JUICES

HOUSEHOLD BUDGET SURVEY 1985-1986-1987-1988-1989	HOUSEHOLD BUDGET SURVEY 1990-1991-1992-1993-1994	HOUSEHOLD BUDGET SURVEY 1995-1996-1997-1998-1999
<b>FRUIT JUICES</b>		
24801      Fruit juices	24801      Fruit juices	24801      Fruit juices
<b>VEGETABLE JUICES</b>		
19601      Vegetable juices	19601      Vegetable juices	19601      Vegetable juices

## UNITED KINGDOM – FOOD AGGREGATION TABLE FOR SUGAR AND SUGAR PRODUCTS

HOUSEHOLD BUDGET SURVEY 1985-1986-1987-1988-1989		HOUSEHOLD BUDGET SURVEY 1990-1991-1992-1993-1994		HOUSEHOLD BUDGET SURVEY 1995-1996-1997-1998-1999	
<b>SUGAR</b>					
15001	Sugar	15001	Sugar	15001	Sugar
<b>SUGAR PRODUCTS</b>					
15301	Syrup treacle	15301	Syrup treacle	15301	Syrup treacle
15401	Honey	15401	Honey	15401	Honey
		35201	Chewing gum (Code recorded in 1992-1993-1994)	35201	Chewing gum
		35301	Mints (Code recorded in 1992-1993-1994)	35301	Mints
		35302	Boiled sweets and jellies (Code recorded in 1992-1993-1994)	35302	Boiled sweets and jellies
		35401	Fudge toffees, caramels (Code recorded in 1992-1993-1994)	35401	Fudge toffees, caramels
15101	Jams, jellies, fruit curds	15101	Jams, jellies, fruit curds	15101	Jams, jellies, fruit curds
15201	Marmalade	15201	Marmalade	15201	Marmalade
27701 * 0.5	Biscuits chocolate <sup>1</sup>	27701 * 0.5	Biscuits chocolate <sup>1</sup>	27701 * 0.5	Biscuits chocolate <sup>1</sup>
		35001	Solid chocolate (Code recorded in 1992-1993-1994)	35001	Solid chocolate
		35101	Chocolate coated filled bar/sweets (Code recorded in 1992-1993-1994)	35101	Chocolate coated filled bar/sweets

**NOTES:**

**SUGARPRO\_1:** Code 27701 (biscuits ,chocolate): 50% biscuits and 50% chocolate

## UNITED KINGDOM – FOOD AGGREGATION TABLE FOR NON-ALCOHOLIC BEVERAGES

HOUSEHOLD BUDGET SURVEY 1985-1986-1987-1988-1989	HOUSEHOLD BUDGET SURVEY 1990-1991-1992-1993-1994	HOUSEHOLD BUDGET SURVEY 1995-1996-1997-1998-1999
<b>STIMULANTS</b>		
<b>COFFEE</b>		
30701 Coffee, bean and ground	30701 Coffee, bean and ground	30701 Coffee, bean and ground
30801 Coffee, instant	30801 Coffee, instant	30801 Coffee, instant
30901 Coffee, essences	30901 Coffee, essences	30901 Coffee, essences
<b>TEA AND SIMILAR INFUSIONS</b>		
30401 Tea	30401 Tea	30401 Tea
<b>COCOA</b>		
31201 Cocoa and drinking chocolate	31201 Cocoa and drinking chocolate	31201 Cocoa and drinking chocolate
31301 Branded food drinks	31301 Branded food drinks	31301 Branded food drinks
<b>MINERAL WATER</b>		
31401 Mineral water	31401 Mineral water	31401 Mineral water
<b>SOFT DRINKS</b>		
	34001*5 Soft drinks concentrated <sup>1</sup> (Code recorded in 1992-1993-1994)	34001*5 Soft drinks concentrated <sup>1</sup>
	34101 Soft drinks unconcentrated (Code recorded in 1992-1993-1994)	34101 Soft drinks unconcentrated
	34301*5 Soft drinks, low calorie concentrated <sup>1</sup> (Code recorded in 1992-1993-1994)	34301*5 Soft drinks, low calorie concentrated <sup>1</sup>
	34401 Soft drinks, low calorie, unconcentrated (Code recorded in 1992-1993-1994)	34401 Soft drinks, low calorie, unconcentrated

**NOTES:**

**NONALCO\_1:** Code 34001 (soft drinks concentrated) and code 34301 (soft drinks, low calorie concentrated) : Multiplication by 5 is used for the conversion of concentrated drinks to unconcentrated ones

## UNITED KINGDOM – FOOD AGGREGATION TABLE FOR ALCOHOLIC BEVERAGES

HOUSEHOLD BUDGET SURVEY 1985-1986-1987-1988-1989	HOUSEHOLD BUDGET SURVEY 1990-1991-1992-1993-1994	HOUSEHOLD BUDGET SURVEY 1995-1996-1997-1998-1999
<b>WINE</b>		
	38401 Wine (Code recorded in 1992-1993-1994)	38401 Wine
	38501 Wine (not full strength) spirits with addition (Code recorded in 1992-1993-1994)	38501 Wine (not full strength) spirits with addition
	38601 Fortified wines (Code recorded in 1992-1993-1994)	38601 Fortified wines
<b>BEER</b>		
	38001 Low alcohol lager, low alcohol bitter, low alcohol cider (Code recorded in 1992-1993-1994)	38001 Low alcohol lager, low alcohol bitter, low alcohol cider
	38101 Beers (Code recorded in 1992-1993-1994)	38101 Beers
	38201 Lagers and continental beers (Code recorded in 1992-1993-1994)	38201 Lagers and continental beers
<b>SPIRITS</b>		
	38301 Ciders and perry (Code recorded in 1992-1993-1994)	38301 Ciders and perry
	38701 Spirits (Code recorded in 1992-1993-1994)	38701 Spirits
	38801 Liqueurs (Code recorded in 1992-1993-1994)	38801 Liqueurs
		38901 ‘Alco-pops’ (Code recorded in 1997-1998-1999)



## UNITED KINGDOM – FOOD AGGREGATION TABLE FOR MISCELLANEOUS FOODS AND DISHES

HOUSEHOLD BUDGET SURVEY 1985-1986-1987-1988-1989		HOUSEHOLD BUDGET SURVEY 1990-1991-1992-1993-1994		HOUSEHOLD BUDGET SURVEY 1995-1996-1997-1998-1999	
<b>FOOD ITEMS</b>					
29101	Infant cereal foods	29101	Infant cereal foods	29101	Infant cereal foods
1101	Infant milks	1101	Infant milks	1101	Infant milks
		20002	Crisps and potato snacks (Code recorded in 1992-1993-1994)	20002	Crisps and potato snacks
29907	Cake, pudding and dessert mixes	29907	Cake, pudding and dessert mixes	29907	Cake, pudding and dessert mixes
		29909	Cereal snacks (Code recorded in 1993-1994)	29909	Cereal snacks
31501	Baby foods, canned or bottled	31501	Baby foods, canned or bottled	31501	Baby foods, canned or bottled
31801	Soups, canned	31801	Soups, canned	31801	Soups, canned
31901	Soups, dehydrated and powered	31901	Soups, dehydrated and powered	31901	Soups, dehydrated and powered
32301	Spreads and dressings	32301	Spreads and dressings (Code recorded in 1990-1991)		
		32302	Salad dressings (Code recorded in 1992-1993-1994)	32302	Salad dressings
		32303	Other spreads and dressings (Code recorded in 1992-1993-1994)	32303	Other spreads and dressings
32701	Pickles and sauces	32701	Pickles and sauces	32701	Pickles and sauces
32801	Meat and yeast extracts	32801	Meat and yeast extracts	32801	Meat and yeast extracts
32901	Table jellies, squares and crystals	32901	Table jellies, squares and crystals	32901	Table jellies, squares and crystals
33401	Salt	33401	Salt	33401	Salt
33901	Novel protein foods	33901	Novel protein foods	33901	Novel protein foods
<b>DISHES</b>					

This report was produced by a contractor for Health & Consumer Protection Directorate General and represents the views of the contractor or author. These views have not been adopted or in any way approved by the Commission and do not necessarily represent the view of the Commission or the Directorate General for Health and Consumer Protection. The European Commission does not guarantee the accuracy of the data included in this study, nor does it accept responsibility for any use made thereof.