

URBAN AGENDA

WORKING TOGETHER
FOR BETTER CITIES



FOR THE EU

AIR QUALITY

CODE OF GOOD PRACTICES FOR CITIES AIR QUALITY PLANS

Part I

Why to develop a City Air Quality Plan



Comune di
Milano



AGENZIA
MOBILITÀ
AMBIENTE
TERRITORIO

Committed by

Partnership on Air Quality - Urban Agenda for the EU

Coordinator:

René Korenromp (Ministry of Infrastructure and the Environment, NL)

Technical Secretariat:

Luigi Lo Piparo, Chiara Savina (Ecorys Brussels N.V.)

City of Milan

Councillor for Mobility and Environment Department, Milan, IT

Publisher

AMAT-Agency for Mobility, Environment and Territory, Milan, IT

Editor, Main Author

Silvia Moroni (Milan/AMAT, IT)

Authors and contributors

Anne Stauffer (HEAL - Health and Environment Alliance, BE); Joana Cruz (EUROCITIES, BE); Magdalena Buresova (Ministry of Environment, CZ); Thomas Griebe (Duisburg, representing the Consortium Clean Air Ruhr Area, DE); Outi Väkevä (Helsinki/HSY, FI); Sandra Krmpotić (Croatia, Ministry of Environment and Energy, HR); Enrico Pisoni (European Commission, JRC - Joint Research Centre, Ispra, IT); Jeroen Schenkels, Floor Borlée, Iris van den Brenk (Utrecht, NL); Nicole Linkels and René Korenromp (Ministry of Infrastructure and the Environment, NL); Rob Maas (RIVM - Netherlands National Institute for Public Health and the Environment, NL); Katarzyna Rutkowska-Newman (National Fund Environmental Protection and Water Management, PL); Ruxandra Balica (Constanta, RO); Anna-Maria Spyriouni (Greater London Authority, UK).

and in collaboration with

Aeris Europe Ltd. and Ecorys Brussels N.V.

This document is Part I of the deliverable of **Action 2 - 'Better Air Quality Planning (Governance)'** of the Action Plan implemented by the EU Urban Agenda - Partnership on Air Quality. Action 2 is led by the City of Milan/AMAT.

Publication as pdf: <https://ec.europa.eu/futurium/en/air-quality>

ISBN 9788894413519 ISBN-A 10.978.88944135/19

<https://doi.org/10.978.88944135/19>

© AIE/Ediser, 2018

Contact:

silvia.moroni@amat-mi.it



CODE OF GOOD PRACTICES FOR CITIES AIR QUALITY PLANS

Part I

Why to develop a City Air Quality Plan

Partnership on Air Quality - Urban Agenda for the EU

City of Milan/AMAT

Acknowledgments


The City of Milan/AMAT gratefully acknowledges the financial support of the European Commission - DG Regional and Urban policy for the production of this publication. Special thanks to every colleague who contributed to this work with kind support, comments, suggestions and examples.

Disclaimer

The information and views contained in the present document are those of the Partnership and do not reflect the official opinion of the European Commission nor that of the Partners. The Commission and the Partners do not guarantee the accuracy of the information contained therein. Neither the Commission or the Partners nor any person acting on the Commission's behalf or on that of the Partners' may be held responsible for the content and the use which may be made of the information contained therein.

Copyright & reproduction

The 'Code of Good Practice for Cities Air Quality Plans' is a Copyright of the Partnership on Air Quality/AMAT. The contents of this report may not be reproduced in whole or in part, nor transmitted to any organisation or person without the specific prior written permission of the Main Author. Partnership on Air Quality/AMAT accepts no liability whatsoever to any third party for any loss or damage arising from any interpretation or use of the information contained in this report, or reliance on any views expressed therein.





Partnership on Air Quality

The Urban Agenda for the EU - consolidated with the Pact of Amsterdam, agreed on 30 May 2016 by the EU Ministers responsible for Urban Matters - has introduced a new working method of thematic Partnerships being elaborated by partners representing various governance authorities aiming to tackle social challenges by focussing on cities. It aims to promote cooperation between Member States, Cities, the European Commission and other stakeholders, in order to stimulate growth, liveability and innovation in the cities of Europe. The Partnership on Air Quality is one of the 12 priority themes of the “Urban Agenda for the EU”.

The main objective of the Partnership on Air Quality is to improve air quality in cities and to bring the ‘healthy city’ higher on the local, national and EU agendas as part of the Urban Agenda. This will be done through improving the development and/or implementation of regulation, funding mechanisms and knowledge at all levels, as well as the coordination between them.

The Partnership’s actions and recommendations also aim to contribute to the goals of the New Urban Agenda and to the targets set in the Sustainable Development Goals.

The Partnership on Air Quality is composed by:

EU Member States:

- The Netherlands (*Coordinator*)
- Croatia
- Czech Republic
- Poland

Cities:

- Helsinki/HSY¹ (FI)
- London (UK)
- Utrecht (NL)
- Milan (IT)
- Constanta (RO)
- Duisburg (DE) - representing the Consortium Clean Air Ruhr Area

Stakeholders:

- EUROCITIES
- HEAL²

European Commission:

- DG Regional and Urban policy (*Coordinator*), DG Environment, DG Research & Innovation, DG Agriculture, DG Growth, the Joint Research Centre.

URBACT follows the work of the Partnership as an observer.

¹ Helsinki Region Environmental Services Authority.

² Health and Environment Alliance.





“As a society, we should not accept the cost of air pollution.

With bold decisions and smart investments in cleaner transport, energy and agriculture, we can both tackle pollution and improve our quality of life.

It is encouraging to see that many European governments and specifically cities are showing leadership in protecting people's health by improving air quality.

Clean air belongs to everyone, including people living in cities.”

Hans Bruyninckx
Executive Director of European Environment Agency





Preface

Air pollution is one of the main environmental concerns in Europe, especially in urban areas where three quarters of Europeans live. Poor air quality in cities is associated with significant health effects which lead to huge societal and economic costs. Finding solutions to improve air quality is one of the greatest challenges for Europe.

This Code of Good Practice provides guidelines for cities for drafting and implementing of Air Quality Plans, prescriptive instruments introduced by the Ambient Air Quality Directive 2008/50/EC in order to achieve EU standards. The Code includes a presentation of other tools developed by the Partnership on Air Quality to realize the 'Healthy city'. The Code is one of the results of the actions undertaken by the Partnership on Air Quality under the umbrella of the European Urban Agenda.

Cities are places where exposure to air pollution exposure higher. They also remain the immediate level of intervention for dealing with threats to human health coming from pollutants such as nitrogen dioxide (NO₂), particulate matter (PM₁₀ and PM_{2.5}) and ground-level Ozone (O₃).

EU legislation introduced Air Quality Plans as compulsory for zones or agglomerations within which concentrations of pollutants in ambient air exceed Limit or Target values for protection of human health. The purpose of Air Quality Plans is to set effective measures for attaining Limit or Target Values while keeping the period of exceedance 'as short as possible'. The implementation of an Air Quality Plan can also bring other additional benefits for the quality of life in urban areas, contributing to attain the Sustainable Development Goals of the United Nations for the 2030 Agenda.

This Code is not intended to be a fully exhaustive handbook for drafting an Air Quality Plan. Nevertheless, the Partnership believes that it can be very helpful for cities that are designing and implementing air quality plans, and that it can even inspire cities that want to manage air quality issues and at the same time generate multiple benefits for their inhabitants, for the ecosystem and for the economy. This Code has also been designed to support local decision-making, by improving understanding in Air Quality plans, by showing tested ways to comply with applicable EU legislation, and by helping cities bringing down concentrations of air pollutants and thus improve public health.

The measures defined by an Air Quality Plan to reduce air pollution should address different sectors, whose enforcement and implementation are of respective competence of urban, regional, national or EU authorities, thus co-operation between different levels of governance and integration of planning undertaken at different level or in different sectors is a key factor for improving air quality in cities.

René Korenromp

Coordinator of the Partnership on Air Quality
The Netherlands, Ministry of Infrastructure and the Environment

Executive summary

The **Air Quality Plan is a strategic planning instrument** introduced by the Ambient Air Quality Directive 2008/50/EC (AAQD). The drafting on an **Air Quality Plan (AQP) is compulsory for any 'zone' or 'agglomeration' within which the concentrations of pollutants in ambient air 'exceed any Limit value or Target value'** designed for the protection of human health. The AAQD legislation requires that an Air Quality Plan **sets out appropriate, cost-effective measures to achieve compliance with air quality Limit or Target values** while keeping the period of exceedance *'as short as possible'*.

The adoption of an Air Quality Plan has some direct environmental and societal benefits such as the **improvement of the health of residents and city users** - with reduction of the associated economic impact - and positive feedback for climate change effects mitigation. The implementation of an Air Quality Plan can have also other **additional benefits for quality of life in cities**, contributing to reach many of the United Nations Sustainable Development Goals for the 2030 Agenda.

It is not easy to find guidelines on how to draft and implement AQP at local level that could be used by cities of different EU Member States, due to different approaches adopted at national level for implementing Dir. 2008/50/EC. Existing guidelines are not recent or mainly focus on tools for the elaboration of a plan, rather than on the legal and management processes that have to be followed for its preparation, adoption and implementation. This is the reason for drafting this Code, which is specifically designed to help cities and local authorities in charge of planning Air Quality plans comply with EU legislation and better protect the health of citizens and the environment.

The **mandatory pieces of information that must be included in an AQP** are listed in Section A of Annex XV of the AAQD (see *Section 4.1 - Mandatory Elements* and *Appendix I* of the Code). These include an analysis of the situation based on monitored AQ data and related maps of non-attainment areas, on the use of modelling tools for the assessment of pollution sources (emission inventory, source apportionment, pollutant dispersion models, etc.) and on the relative effectiveness of possible measures in achieving compliance with AQ Limit or Target values. Details of abatement measures and any associated projects adopted with a view to reducing pollution should each be listed and described in an AQP with an accompanying timetable for implementation, as well as the authority responsible for it and the related follow-up (or monitoring of the plan).

By means of Cities AQPs local administration could add to the overarching (regional and national) Air Quality planning instruments important local specific measures, that



cannot be managed at higher level of governance, counting on its peculiar tasks and powers. In the meantime, a number of measures defined as ‘necessary to reach the targets’ during the elaboration of a city AQP cannot be solved solely at an urban level and should address different sectors whose enforcement and implementation could be of competence of overarching authorities, such as Metropolitan area or Agglomeration, Regions, Member States or EU institutions. Thus, **co-operation between different level of governance and integration of planning regarding different sectors is a key factor** for a real improvement of cities air quality (see *Section 4.3 - Integration with other Plans and Programmes*).

Starting from April 2019 local authorities should consider the National Air Pollution Control Plan (NAPCP) compulsorily published by Member States as part of the Dir. 2016/2284/EU, the so-called National Emission Ceiling Directive (NECD). Since each Member State should draw up, adopt and implement a NAPCP with a view to complying with its emission reduction commitments, and to contributing effectively to the achievement of the air quality objectives, it is expected that adopted **NAPCP should contribute to the successful implementation of Air Quality Plans** established under Article 23 of Directive 2008/50/EC.

In accordance with the AAQD (art. 26) and the *Directive 2003/35/EC* (Public Participation Directive - PPD) **the process of drafting an AQP must be open to public participation at all stages of development** (see *Section 6.2 - Participatory approach*). To prepare this public dialogue, to improve acceptability of the proposed measures and to increase efficacy on their implementation, a good practice for cities administration, starting since the first steps of the AQP process, would be to **raise citizens awareness on AQ issues** through transparent and more accessible information on AQ monitored data, health effects related to poor air quality and disseminate good practices in transport, energy and other related sectors to reduce citizens responsibility in emission production (see *Section 6.1 - Citizens Awareness*).

The AAQD and Decision 2011/850/EU (so-called ‘IPR Directive’) state that once an AQP has been initiated, the relevant level of governance is required to compile, *with the help of the IPR Guidelines*, the mandatory elements with a specific procedure that automatically process data by an electronic tool, part of the *EU’s e-Reporting system* (see *Section 4.5 - E-reporting format and Requirements*).

The follow-up of the AQP is performed by regular updating of the indicators set during the elaboration on the plan that would show the degree of the measures’ implementation and their real impact on air quality levels.

The European Commission (EC) monitors the implementation of EU legislation in Member States to ensure that laws achieve their intended objectives and that all



countries of the EU respect the rules that have been agreed. In this context the EC through the e-reporting system controls the correct drafting and implementation of Air quality Plans in EU. Once an AQP is produced it must be communicated to the Commission within two years from the end of the calendar year in which the first exceedance was observed. If an AQP is not delivered to the legislated requirements under the relevant Directives, then **infringement procedures may be opened against a Member State.**

The Partnership observed that dynamics of measures implementation of an Air Quality Plan are to a high degree influenced by the business plans of each individual competent authority, primarily their organizational capacities and the availability of necessary financial resources. Several EU and national funds are available to prepare and implement national, regional and local air quality policies. However, an overall lack of specific programmes dedicated to funding of projects aimed at air pollution reduction has been observed and access to procedures to acquire funding for clean air projects from EU funds is considered difficult by many local authorities. Thus, the Partnership found necessary to explore ways to assess funding needs for the sustainable design/implementation of Cities Air Quality Plans, to design an appropriate **business model to fund air quality measures** and a **Guidance for cities looking for funding AQPs** that have been developed in co-operation with the European Investment Bank (See *Section 6.3 Funding opportunities*).

This Code is not intended to be a fully exhaustive guidance for the preparation and implementation of a AQP, but would be of help in the practical work and could be a source of inspiration for cities that want to manage air quality issues. This is done, starting from legislation and state of the art and presenting a list of **good practices in drafting Air Quality Plan in full compliance with Directive 2008/50/EC provisions** (*Appendix IV*) and **examples of Air Quality measures** recently planned or successfully adopted on in EU cities (*Appendix V*).

A short **list of recommendations** from the Partnership on Air Quality closes the document.



Table of Contents

Preface	VII
Executive summary	VIII
Table of Figures	XII
Table of Boxes	XII
Abbreviations and Acronyms	XIII
1 INTRODUCTION	1
2 INSTRUCTION FOR USE	2
3 WHY TO DEVELOP A CITY AIR QUALITY PLAN	3
3.1 Compliance with EU Legislation	4
3.2 Health Protection and other purposes	7
3.3 Related additional benefits	7
4 WHAT CONTENT FOR A CITY AIR QUALITY PLAN	10
4.1 Mandatory Elements	10
4.2 Suggested structure	13
4.3 Integration with other Plans and Programmes	14
4.4 Strategic Environmental Assessment	23
4.5 E-Reporting Format and Requirements	27
REFERENCES	30
LEGISLATION	40
APPENDIXES	i
I List of mandatory elements of an Air Quality Plan	ii
IV Cities Air Quality Plans: examples of best practices	iv
V Examples of Air Quality measures	viii
VI Recommendations for Air Quality Planning on Good Policies, Governance and Practices	xxiv

Table of Figures

Figure 1 - Percentage of the urban population in the EU-28 exposed to air pollutant concentrations above certain EU and WHO reference concentrations, in 2013-2015 period.....	3
Figure 2 - United Nations Sustainable Development Goals for the 2030 Agenda	8
Figure 3 - Air Pollution in relation to the UN Sustainable Development Goals.....	9
Figure 4 - The suggested Table of Content of an Air Quality Plan.....	13
Figure 5 - SEA/EIA Field of application for Programmes, Plans and Projects in Germany (Federal German Act on EIA/SEA of 2011 - Annex 1 and 3).....	23
Figure 6 - Integration of SEA into planning or decision making process in Germany (Federal German Act on EIA/SEA of 2011).....	25
Figure 7 - The European Air Quality Portal website	27

Table of Boxes

Box 1 - Standard format of an infringement proceeding text for Article 23 of Directive 2008/50/EC.....	6
Box 2 - Example of screening process result for SEA on an Air Quality Plan in London - Hackney Council (UK).....	26
Box 3 - European Air Quality Portal Dataflow	28
Box 4 - Directive 2007/2/EC establishing an Infrastructure for Spatial Information in the European Community (INSPIRE)	29

Abbreviations and Acronyms

APHEKOM	Improving Knowledge and Communication for Decision Making on Air Pollution and Health in Europe project
AQP	Air Quality Plan
AQPs	Air Quality Plans
B(a)P	Benzo(a)pyrene
BC	Black Carbon
CHD	Coronary Heart Disease
CLRTAP	UNECE Convention on Long Range Transboundary Air Pollution
CO₂	Carbon Dioxide
COPD	Chronic Obstructive Pulmonary Disease
CRF	Concentration-Response Function
CVD	Cardiovascular disease
DALY	Disability-Adjusted Life Year; metric for indicating burden of disease based on the combination of years of life lost YLL and years lost due to disability YLD
DPF	Diesel Particulate Filter
DPSIR	Driving forces, Pressure, State, Impact, Response: causal framework for describing the interactions between society and environment, adopted by the EEA
EC	Elemental Carbon
EEA	European Environmental Agency
EEV	Enhanced Environmentally-friendly Vehicles
EU	European Union
FAIRMODE	Forum for AIR quality MODElling in Europe
GDP	Gross Domestic Product
HIA	Health Impact Assessment
COPERT	COmputer Programme to calculate Emissions from Road Transport
HBEFA	HandBook Emission FACTors for road transport
HRAPIE	Health Risks of Air Pollution In Europe project
LEZ	Low Emission Zone
LTZ	Limited Traffic Zone
NAPCP	National Air Pollution Control Programme
NNRM	Non-Road Mobile Machinery
NO₂	Nitrogen Dioxide
O₃	Ozone
PAQ	Partnership for Air Quality
PM	Particulate Matter
PM₁₀	Particulate Matter with an aerodynamic diameter smaller than 10 µm

PM_{2.5}	Particulate Matter with an aerodynamic diameter smaller than 2.5 µm
REVIHAAP	Review of Evidence on Health Aspects of Air Pollution project
RR	Relative Risk; describes the likelihood of adverse health effects occurring in high exposed populations compared to low exposed populations
SEA	Sustainable Energy Action Plan
SHERPA	Screening for High Emission Reduction Potential on Air project
SUMP	Sustainable Urban Mobility Plan
UNECE	United Nation Economic Commission for Europe
WHO	World Health Organization
YLD	Years Lost due to Disability, a component of DALYs
YLL	Years of Life Lost, a component of DALYs
µg/m³	Microgram(s) per cubic meter



1 INTRODUCTION

The work of the Partnership on Air Quality has allowed identifying issues of concern for many cities relating to the development and implementation of their Air Quality Plans (AQPs). Notably, it has been found that:

- ✓ access to knowledge and experiences on processes of preparing AQP (e.g. pitfalls, stakeholder interactions, governance, evaluation, etc.) from front-runner cities having already designed and implemented AQPs is often crucial to avoid inefficiencies, and that such knowledge should be improved.
- ✓ Knowledge of best practices in the selection, design, funding, and implementation of air quality measures is essential to facilitate the choice of the relatively most effective measures for the AQP, and that such knowledge should be improved.

An analysis of existing guidelines for drafting and implementing AQPs performed by the Partnership (see *Annex II* and *Annex III*) showed that there is a need for an EU-wide valid document, updated with most recent directives to guide municipalities in the process of adopting an AQP.

The Partnership identified the following actions to tackle the problem described above:

- ✓ development of a Code of Good Practice for Cities Air Quality Plans aiming to present good examples of some cities interpretation of the content listed under Annex XV, Section A of Directive 2008/50/EC.
- ✓ Assemble and keep updated the JRC register of best practices in urban air quality planning, in order to encourage the dissemination of knowledge on relevant air quality measures and facilitate comparative analysis on their relative effectiveness.

The Code of Good Practice for Cities Air Quality Plans, is one of the main products of the Action 2 - Better Air Quality Planning (Governance) included in the Action Plan of the Partnership on Air Quality, together with the updating of the Catalogue of Air Quality Measures managed by the JRC³.

This Code of Good Practice was developed with the co-operation of the Members of the Partnership Air Quality, joining forces, competences and experiences. It is the result of a work that lasted more than a year, started with the collection of Air Quality Plans, dedicated questionnaires, and followed by technical meetings and public stakeholder engagement events.

³ <http://fairmode.jrc.ec.europa.eu/measure-catalogue>.

2 INSTRUCTION FOR USE

The Code of Good Practice for Cities Air Quality Plans is organized in the way described in the followings.

Motivations to draft and implementing a City's AQP are listed in Section 3 - **Why to develop a City Air Quality Plan**, starting from compliance to EU legislation up to the contribution in reaching some United Nations Sustainable Development Goals for the 2030 Agenda.

Section 4 presents the **Content of the City Air quality Plan** starting from mandatory elements listed in Section A of Annex XV of the Ambient Air Quality Directive and considering all factors that could influence the organization of the content.

The Section 5 - **How to develop a City Air Quality Plan** contains schemes and suggestions to organize the process of drafting and implementing a City Air Quality Plan, together with a list of successful factors for the related governance.

In Section 6 - **How to manage and implement a City Air Quality Plan** are reported the key elements that need to be considered to obtain a smart process, required both by legislation and by pragmatism, based on hands-on experience.

Section 7 - **Methodology and tools for elaborating an City Air Quality Plan** contains state-of-the-art methodologies to perform the assessments needed for developing the strategy of the Air quality Plan together with practical examples selected by collected and analysed EU Cities Air quality Plans.

Each topic starts with references to the **legislation**, with citation of the related articles of directives and the description of required elements and tasks.

The Code presents '**state-of-the-art' methodologies and practices** developed in existing AQPs that present different levels of commitment (human resources, budget, computing capability, etc.).

In special boxes are presented some **examples of good practices** adopted by cities or Member States **for each topic** dealt in Sections.

In the Appendixes, apart from lists of existent guidelines for AQ planning and related tools and measures (*Appendix II and Appendix III*) some **examples of AQPs in full compliance with Directive 2008/50/EC** (*Appendix IV*), and **examples of Air Quality Measures successfully adopted** (*Appendix V*) are presented.

Close the Code of Good Practice for Cities Air Quality Plans **recommendations** from the Partnership on Air Quality about air quality planning: Good Policies, Good Governance and Good Practice (*Appendix VI*).

3 WHY TO DEVELOP A CITY AIR QUALITY PLAN

Air quality is one of the most important environmental issue in EU, being long-term exposure to PM_{2.5} responsible for about 428 000 premature deaths in 2014; NO₂ and O₃ are responsible respectively for 78 000 and 14 400 premature deaths in the same year (EEA, 2017a). Reduction of life expectancy, chronic diseases, hospital admissions, medical expenses and working days lost mean a huge societal impact and an economic cost assessed around 5% of GDP for EU (World Bank-IHME, 2016).

Impact on human health is higher in cities, where hundreds of thousands to several millions of people live and are exposed in direct proximity to toxic pollutants emitted by vehicular traffic, residential heating systems and power facilities, shipping activities, construction sites, solvent use, etc.

Exposure of such kind of pollutant activities refers both to residential population and daily 'city users', enlarging the wideness of the problem in term of health-related burden of air pollution that is significant for both short-term and long-term exposure.

As Figure 1 shows, the percentage of the urban population in the EU-28 exposed to air pollutant concentrations above certain EU and WHO reference concentrations is still too high, and it is clear that a lot of work has to be done to reduce pollution in urban areas and reach the 'Healthy City'.

Figure 1 - Percentage of the urban population in the EU-28 exposed to air pollutant concentrations above certain EU and WHO reference concentrations, in 2013-2015 period

EU urban population exposed to harmful levels of air pollutant concentrations in 2013–2015, according to:



Source: EEA, 2018; EEA, 2017a



3 -Why to develop a City Air Quality Plan

Cities constitute the immediate administrative level to implement specific actions to reduce polluting activities and improve local air quality. Mayors are the public authority responsible for health of citizens: these two elements bring to the conclusion that air quality governance at urban level can be a challenge that must be tackled to gain overall public health benefits.

On the other hand, not all the problems related to a city's air quality can be solved at local level. It is therefore important to manage policies with an integrated approach that brings cities to work together with the higher level of governance (National Government, Regions, Metropolitan Authorities) or to lobby at international level if needed (e.g. to fight transboundary pollution).

3.1 Compliance with EU Legislation

Directive 2008/50/EC of the European Parliament and of the Council of 21 May 2008 on ambient air quality and cleaner air for Europe ('Ambient Air Quality Directive' - AAQD): Art. 2, art. 23, art. 24, art. 25, Annexes VII, XI, XII, XIV, XV

Commission Directive (EU) 2015/1480 of 28 August 2015 amending several annexes to Directives 2004/107/EC and 2008/50/EC of the European Parliament and of the Council laying down the rules concerning reference methods, data validation and location of sampling points for the assessment of ambient air quality

Commission Implementing Decision 2011/850/EU of 12 December 2011 laying down rules for Directives 2004/107/EC and 2008/50/EC of the European Parliament and of the Council as regards the reciprocal exchange of information and reporting on ambient air quality (notified under document C (2011) 9068) ('IPR Decision')

Directive 2004/107/EC of the European Parliament and of the Council of 15 December 2004 relating to arsenic, cadmium, mercury, nickel and polycyclic aromatic hydrocarbons in ambient air ('Fourth Daughter Directive')

Directive (EU) 2016/2284 of 14 December 2016 of the European Parliament and of the Council on the reduction of national emissions of certain atmospheric pollutants, amending Directive 2003/35/EC and repealing Directive 2001/81/EC ('National Emissions Ceilings Directive' - NECD)

Directive 2003/35/EC of the European Parliament and of the Council of 26 May 2003 providing for public participation in respect of the drawing up of certain plans and programmes relating to the environment and amending with regard to public participation and access to justice Council Directives 85/337/EEC and 96/61/EC ('Public Participation Directive' - PPD)

The Air Quality Plan (AQP) is a strategic planning instrument introduced in the Ambient Air Quality Directive 2008/50/EC (AAQD). The drafting of an AQP is compulsory for any

3 -Why to develop a City Air Quality Plan

'zone' or 'agglomeration' within which the concentrations of pollutants in ambient air 'exceed any Limit value or Target value' designed for the protection of human health. These values are specified in Annexes VII, XI of the Ambient Air Quality Directive.

The AAQD legislation requires an AQP to set out appropriate, cost-effective measures to achieve compliance with air quality limit or target values while keeping the period of exceedance 'as short as possible'.

The mandatory elements that must be included in an AQP can be found in *Section 4.1 - Mandatory Elements*. These include a description of measures, assessment on the impact of measures, as well as the authority responsible for monitoring the measures. An AQP may additionally include measures aimed at protecting sensitive population groups, including children.

In situations where a zone or agglomeration is experiencing exceedances of more than one pollutant, the legislation suggests that a single 'Integrated' AQP is produced. An integrated plan can help properly account for co-benefits of emissions reduction measures as well as help reduce the burden of drafting and implementing different plans. AQPs may include short-term measures, designed to mitigate the effects of current or predicted exceedances of one or more Alert thresholds (specified in Annex XII and related to NO₂, SO₂ and O₃) or one or more Limit values or Target values (specified in Annexes VII, XI and XIV and related to O₃ and PM_{2.5}). In the case of a predicted or current exceedance of an Alert threshold, a Member State 'shall' draft a **Short-term Action Plan**, indicating the effective measures to be taken to reduce the risk or duration of such an exceedance⁴. In the case of a current or predicted exceedance of a Limit or Target value a Member State 'may' draft a Short-term Action Plan. The measures in a Short-term Action Plan should aim to address high pollution episodes that last days or weeks and can include the control or suspension of activities contributing to the exceedance. These measures can include suspension of specific industrial processes or motor-vehicle traffic.

Each Member State is responsible for achieving and maintaining air quality target and limit values, and consequently for drafting and implementing AQPs as necessary. A Member State may devolve some or all these responsibilities to regional or local authorities, while all public bodies, including local and regional authorities, are required to work to achieve EU air quality target or limit values and cooperate with overarching authorities in implementing identified mitigation measures.

The AAQD refers to AQPs as covering zones and agglomerations:

- ✓ 'Zones and agglomerations' are defined by each Member State for the purposes of air quality assessment and management;
- ✓ an 'agglomeration' corresponds to a special type of zone that exceeds 250,000 inhabitants, or with a given population density per km² which for the Member States 'justifies the need for ambient air quality to be assessed and managed'⁵.

⁴ However, Dir. 2008/50/EC in Art. 24 specifies that, where there is a risk that the Alert Threshold for Ozone specified in Section B of Annex XII will be exceeded, Member States shall only draw up such Short-Term Action Plans when in their opinion there is a significant potential, taking into account national geographical, meteorological and economic conditions, to reduce the risk, duration or severity of such an exceedance.

⁵ Directive 2008/50/EC: Article 2 (17).

3 -Why to develop a City Air Quality Plan

Given these criteria, larger cities are often represented as a single zone or agglomeration responsible for managing air quality, including the drafting of AQPs. In cases where transboundary sources are a significant contributor to exceedances, the Member States concerned shall cooperate in enacting measures to eliminate the exceedances. This can include joint activities including the drafting of a joint or coordinated AQP.

In the preparation of AQPs, local authorities should consider the National Air Pollution Control Plan (NAPCP) compulsorily published by Member States as part of the National Emission Ceiling Directive (NECD) from April 2019. The NAPCP may contain information that should be considered when drafting AQPs or contain actions that require local implementation. On the other hand NAPCPs would include information related to AQPs, such as their effectiveness in local compliance for Limit and Target values. More details on NAPCPs for the NEC Directive and vertical policy integration can be found in *Section 4.3 - Integration with other Air Quality Plans and Programmes*.

In accordance with the AAQD (art. 26) and the Directive 2003/35/EC (Public Participation Directive - PPD) the process of drafting an AQP must be open to public participation at all stages of development, as described in *Section 6.2 - Participatory approach*.

Once an AQP is produced, it must be communicated to the Commission within two years from the end of the calendar year in which the first exceedance was observed. If an AQP is not delivered to the legislated requirements under the relevant Directives, then infringement proceedings may be brought against a Member State. Follow-up and reporting requirements are covered in more detail in *Section 6.4 - Monitoring, reporting and Reviewing* and in *Section 4.5 - E-Reporting format and requirement*. AQPs are classed as public documents and should be made publicly available, free of charge, by means of any easily accessible media, including the internet.

Box 1 - Standard format of an infringement proceeding text for Article 23 of Directive 2008/50/EC

Infringement Proceedings - Member State

Infringements of Article 23 of Directive 2008/50/EC have been taken up by the Court of Justice of the European Union (CJEU).

- ✓ On xx/xx/xxxx the CJEU found the *Member State* government⁶ to be in breach of having systematically and continuously exceeded PM₁₀ limit values throughout its territory and for having failed to prepare air quality plans, which would keep the duration of the breach as short as possible (Case X-XXX/XX)⁷
- ✓ XXXXX failed to fulfil its obligations under Article 23(1) to keep the duration of the breach “as short as possible” from xx/xx/xxxx until xxxx, by adopting appropriate measures in an air quality plan. Failure to comply with this judgment and, therefore, to improve the existing, inadequate, air quality plans would expose *Member State* to the payment of fines.

⁶ <https://eur-lex.europa.eu/>

⁷ <http://curia.europa.eu/juris/recherche.jsf?language=en>

3 -Why to develop a City Air Quality Plan

3.2 Health Protection and other purposes

The main purpose of an AQP is the legal compliance with the achievement and/or the maintenance of EU Air Quality Limit Values or Target values settled by the Directive 2008/50/EC (Annex XI and XIV).

As in the current practice AQPs can also be developed to pursue the following purposes that if declared could increase the public acceptance of the AQP:

- ✓ **Improvement of the health of residents and city users** due to reduction of air pollution exposure with benefit both for short-term and long-term related effects (increase of life expectancy, reduction for cancer risk, less cardiovascular and respiratory illness such as asthma, less neurological disorders and metabolic disorders such as diabetes, etc.) with special focus on sensitive people (children, young, elders, chronic patients, woman in pregnancy, etc.);
- ✓ **Reduction of the economic impact associated with burden of diseases and healthcare cost** related to health effects of air pollution exposure (chronic and short-term diseases, hospital admissions, loss of work days, ...);
- ✓ **Improvement of the quality of life** related to improvement of health condition and to liveability of the city (e.g. less congestion in streets can bring more 'liveable' areas for pedestrian with higher safety levels and less noise, ...);
- ✓ **Reduce social inequalities in term of health and quality of life** linked to local air pollution;
- ✓ **Integrate Air Quality into the decision-making process for other municipal sectorial plans and strategies** keeping air quality high on the agenda.

3.3 Related additional benefits

In addition to the objects listed in the previous Sections the adoption of a City Air Quality Plan can bring additional **health, social, environmental and economic benefits** that can be summarized as in the followings:

1. Improve **health** of citizens in an indirect way, through measure adopted (e.g. health benefits due to promotion of active commuting⁸ and reduction of traffic fluxes through discouraging private transport)
2. Most part of intervention to improve air quality could have positive feedback for **climate change** effects mitigation. In fact, in general the reduction of combustion activities, needed to reduce air pollutants, brings contemporarily the decrease of CO₂ emission, first product of fossil fuel combustion. Attention

⁸ Cycling and walking.

3 -Why to develop a City Air Quality Plan

must be taken for the opposite: climate change mitigation actions not always bring positive effects on air quality⁹

3. Reduction of vehicle traffic on streets could let to reduction on **noise** and related health issues;
4. Saving money when damage and soiling of buildings and **cultural heritage** is decreased;
5. Less damage and loss of **vegetation** patrimony of the city, due to demonstrated effects of critical level of O₃, NO_x and SO₂;
6. Saving money and economic profits for **agricultural production preservation**, for less damage to crops (see previous point);
7. Less pollution in **water** due to less leaching into aquifers and basins;
8. More **biodiversity** in the urban environment;
9. Improve the **public image /common perception** of the city;
10. Increase the **economic attractiveness and the competition capability** of the city, bringing more international investors, companies, employers and tourists.
11. **Increase the competition capability** of the city in application process for EU funding opportunity.

The adoption of an Air Quality Plan through the implementation of its measures contribute to reach many of the 17 Sustainable Development Goals settled by United Nations for the 2030 Agenda¹⁰ (Figure 2 and Figure 3)

Figure 2 - United Nations Sustainable Development Goals for the 2030 Agenda



Source: <https://www.un.org/sustainabledevelopment/sustainable-development-goals/>

⁹ See also Section 5.5.3 - Climate Change Impact.

¹⁰ United Nations, 2015 - 'Transforming our world: the 2030 Agenda for Sustainable Development', Resolution 70/1 adopted by the General Assembly on 25 September 2015, 21 October 2015

3 -Why to develop a City Air Quality Plan

Figure 3 - Air Pollution in relation to the UN Sustainable Development Goals

	Reducing air pollution can help families become healthier, save on medical expenses, and improve productivity.		Power generation, industry and transportation are large contributors to air pollution. A new focus on decreasing energy consumption and on improving sustainable and public transportation could progressively reduce pollution.
	Air pollution can cause crop damage and affect food quality and security.		Urban areas significantly contribute to air pollution. Making cities sustainable could progressively improve the air quality.
	Air pollution poses a major threat to human health. It is linked to respiratory infection and cardiovascular disease. It causes increases in population morbidity and mortality.		Chemicals released into the air increase air pollution and contribute to harmful effects on human health. Responsible production and consumption could help to reduce these harmful chemicals.
	Pollutants such as sulfur dioxide (SO ₂) and nitrogen oxides (NO _x) from open fires and the combustion of fossil fuels mix with precipitation causing harmful acid rain that can compromise water quality.		Combustion of fossil fuels plays a key role in the process of climate change, which places food, air and water supplies at risk, and poses a major threat to human health.
	Electricity from renewable energy rather than fossil fuels offers significant public health benefits through a reduction in air pollution.		Deposition of air pollutants on water may negatively affect its quality and life under water. It can lead to eutrophication and acidification of fresh water bodies, and accumulation of toxic metals and Persistent Organic Pollutants (POPs) in fresh and marine waters.
	Air pollution impacts on health, crop and forest yields, ecosystems, the climate and the built environment, with consequences for productivity and economic growth. Ambient and indoor air pollution also has negative effects on the working environment and its safety.		Emissions from combustion of fossil fuels mixed with precipitation cause acid rains that pose a major threat to forests and ecosystems.

Source: In EEA, 2017, adapted from UNICEF 2016

4 WHAT CONTENT FOR A CITY AIR QUALITY PLAN

4.1 Mandatory Elements

Directive 2008/50/EC of the European Parliament and of the Council of 21 May 2008 on ambient air quality and cleaner air for Europe ('Ambient Air Quality Directive' - AAQD): Art. 23; Section A of Annex XV

Commission Directive (EU) 2015/1480 of 28 August 2015 amending several annexes to Directives 2004/107/EC and 2008/50/EC of the European Parliament and of the Council laying down the rules concerning reference methods, data validation and location of sampling points for the assessment of ambient air quality

Directive (EU) 2016/2284 of 14 December 2016 of the European Parliament and of the Council on the reduction of national emissions of certain atmospheric pollutants, amending Directive 2003/35/EC and repealing Directive 2001/81/EC ('National Emissions Ceilings Directive' - NECD)

Commission Decision of 19 March 2004 concerning guidance for implementation of Directive 2002/3/EC of the European Parliament and of the Council relating to ozone in ambient air (notified under document number C(2004) 764)

According to the Ambient Air Quality Directive - AAQD (Dir. 2008/50/EC) an Air Quality Plan (AQP) is a planning instrument settling 'appropriate' measures in order to attain the Limit values or Target values set out in the Directive.

AQPs have to comply with certain obligations, as far as a list of specific content: AQPs shall incorporate at least the information listed in Section A of Annex XV of the AAQD (see *Appendix III* of this Code).

A detailed guide covering the mandatory elements for AQPs is presented in the Commission's Decision 2011/850/EU (IPR Guidelines)¹¹.

The information to be included in the AQPs, in compliance to the cited Directives are described in the following:

- ✓ The **localisation of excess pollution** should be described within a region or city with a map and geographical coordinates of the measuring station(s) reporting the exceedance(s). Measuring stations should have a unique unambiguous code that has been generated by the Member State and used for the reporting.

¹¹ http://ec.europa.eu/environment/air/quality/legislation/pdf/IPR_guidance1.pdf and http://ec.europa.eu/environment/air/quality/legislation/pdf/IPR_guidance2.pdf

4 -What content for a City Air Quality Plan

- ✓ **General information** about the environment in which the exceedance has occurred is required, such as whether the zone is in a city, rural or industrial area including an estimation of the polluted area (km²), or km of road, and of the population exposed to the pollution. This helps to assess the scale of any possible effects on public health, especially in densely populated urban environments and among the most susceptible and vulnerable groups. The classification of an urban area describes the location with respect to distribution and density of building and should distinguish it from suburban and rural areas. Urban areas are continuously built-up, meaning complete (or at least highly predominant) building-up of the street front side by buildings with at least two floors or large detached buildings with at least two floors¹² (IPR Guidelines). It is also necessary to provide useful climatic data and relevant data on topography with sufficient information on the type of targets requiring protection in the zone.
- ✓ **Responsible authorities**, the names and addresses of persons responsible for the development and implementation of air quality improvement plans are required. Competent authorities in an urban environment might conduct the AQP(s) themselves or contract third party organisations to fulfil some or all of the requirements in the AQP.
- ✓ The **nature and assessment of the pollution** should include concentrations observed over previous years and concentrations measured since the beginning of any associated air quality improvement measures (see *Section 7.1.1 - Air Quality Assessment*)
- ✓ The **origin of the pollution** should be identified with a list of the main emission sources responsible and a corresponding map of the area, contributions lower than 3% are not considered significant¹³. The total quantity of emissions from these sources (tonnes/year) should be presented together with information on pollution imported from other regions. Main emission sources have to be categorized in coherence with the classification required by the e-reporting system (see *Section 6.4* and *Section 4.5*)
- ✓ **Analysis of the situation** should detail the factors responsible for the exceedance (e.g. transport, including cross-border sources and formation of secondary pollutants in the atmosphere). Accurately determining emission source apportionment is important when an exceedance situation can be considered as an amalgamation of individual exceedances, which if comprised of similar source apportionment could be managed together as a macro exceedance. Source apportionment must therefore be relevant to each individual exceedance situation and be applicable to the monitoring station or modelled location with the maximum exceedance situation. It must reflect regional, urban and local contributions within the Member State and include transboundary contributions. Urban and local contributions must be further

¹² With the exception of city parks, large railway stations, urban motorways and motorway junctions, the built-up area is not mixed with non-urbanised areas

¹³ http://ec.europa.eu/environment/air/quality/legislation/pdf/IPR_guidance1.pdf

4 -What content for a City Air Quality Plan

divided to identify any significant sources such as transport (road traffic and shipping), industry (including heat and power production), agriculture, commercial and residential sources. It is essential to establish how the exceedance at any single location of maximum exceedance can be accounted for by contributions from the regional background, urban background increment and local increment. This categorisation helps in the selection of possible measures for the improvement of air quality including implementation, responsibility and involvement of stakeholders. Ultimately, a description of possible measures is required.

- ✓ **Previous plans and programmes** that give details of measures or projects for air quality improvement, including those which existed prior to Directive 2008/50/EC, should be reported and at which level of governance any measures were implemented; local, regional, national or international. Previously reported results can help quantify and qualify the impact of measures and inform decisions in future AQPs (see *Section 7.3.1*).
- ✓ **Details of abatement measures and any associated projects adopted with a view to reducing pollution** should each be listed and described in an AQP with an accompanying timetable for implementation. An estimate of the improvement from the baseline scenario ensuing of the AQP is required with an expected timeframe required to attain these objectives. To evaluate any improvement the baseline scenario should be established using measured and/or modelled data. This will include concentrations at the locations of exceedance and will typically require model calculations in which the future development of the regional background level, the total background level and the local source contributions are considered (see *Section 7.4*).
- ✓ **Any measures or projects planned or being researched for the long term** need to be included in detail.
- ✓ To assist in easier assimilation of material related to an AQP, **a list of all publications, documents, and associated work should be provided.**

AQPs may include also measures pursuant to Article 24, that relate to Short-Term Action Plans (see *Section 7.3.2 - Proposed measures for the improvement of Air Quality and Appendix III*).

4 -What content for a City Air Quality Plan

4.2 Suggested structure

In Figure 4 is reported the suggested structure of the Table of Content of a City Air Quality Plan.

Figure 4 - The suggested Table of Content of an Air Quality Plan

Table of Contents of an Air Quality Plan	
<u>1. Background Analysis</u>	
1.1. Air Quality Assessment	
1.2. Population Exposure and Health Effects	
1.3. Emission Inventory	
1.4. Other Pressure elements	
1.5. Source apportionment	
<u>2. Air Quality Plan objectives</u>	
2.1. Exceedances Areas	
2.2. Target Pollutants	
2.3. Indicators	
2.4. Period of reference	
<u>3. Proposed measures to improve air quality</u>	
3.1. Measures to improve air quality in relation to existing Plans and Measures	
3.2. Possible measures for the improvement of air quality	
<u>4. Assessing effectiveness of possible measures</u>	
4.1. Air Quality impacts	
4.2. Health impacts	
4.3. Climate Change Impact	
<u>5. Selection and prioritizing measures</u>	
5.1. Cost-Effective Analysis, Cost-Benefit Analysis or Multi-Objective Analysis	
<u>6. List and Comments of the Selected Measure</u>	
6.1. Tables or schemes with measures list and related info	

4 -What content for a City Air Quality Plan

4.3 Integration with other Plans and Programmes

Directive 2016/2284/EU of 14 December 2016 of the European Parliament and of the Council on the reduction of national emissions of certain atmospheric pollutants, amending Directive 2003/35/EC and repealing Directive 2001/81/EC ('National Emissions Ceilings Directive - NECD')

Directive 2001/42/EC on the assessment of the effects of certain plans and programmes on the environment ('Strategic Environmental Assessment - SEA Directive')

Directive 2011/92/EU of 13 December 2011 on the assessment of the effects of certain public and private projects on the environment ('Environmental Impact Assessment - EIA Directive')

Directive 2014/52/EU of 16 April 2014 amending Directive 2011/92/EU on the assessment of the effects of certain public and private projects on the environment ('EIA Directive - Amended')

Air Quality Plans are the instruments through which Cities plan to adopt actions for reaching Air Quality objectives on their territory in co-operation with other authorities and economic sectors.

By means of Cities AQPs local administrations could add to the overarching (regional and national) Air Quality planning instruments important local specific measures, that cannot be managed at a higher level of governance, counting on its peculiar tasks and powers. Some example of these measures are:

- ✓ traffic - e.g. with Low Emission Zones;
- ✓ residential heating plants - punctual controls, local regulation;
- ✓ protection of sensitive population groups - e.g. reduce exposure to traffic emissions for schools and hospitals;
- ✓ land use and urban planning - e.g. reduce traffic proximity exposure for new buildings with local urban planning instruments; increasing green areas.

In the meantime, a number of measures defined as '*necessary to reach the targets*' during the elaboration of the city AQP cannot be solved solely at an urban level and should address different sectors whose enforcement and implementation could be of competence of overarching authorities, such as Metropolitan area or Agglomeration, Regions, Members States or EU (see also *Appendix VI – Recommendations for Air Quality Planning on good policies, governance and practices*).

Anyway, all the measures included in the AQ Plan have to be in compliance with national Plans and Programmes and in agreement with neighbouring towns and zones or cross-bordering countries and in harmonization with their plans, in particular of those related to Air Quality.

4 -What content for a City Air Quality Plan

In particular, in drafting Cities Air Quality Plans it is important the dialogue with the national level in compliance with the new **National Emissions Ceilings (NEC) Directive** (2016/2284/EU) entered into force on 31 December 2016, replacing earlier legislation (Directive 2001/81/EC). This Directive is designed to further reduce air pollution and its associated risks to the environment and human health (Art. 1) and includes for each Member State future emission reduction commitments for nitrogen oxides (NO_x), sulphur dioxide (SO₂), ammonia (NH₃), non-methane volatile organic compounds (NMVOC), and fine particulate matter (PM_{2.5}) emissions. Compliance with these commitments is also expected to contribute to achieving the Union's long-term objective on air quality in line with the guidelines as set out under the World Health Organisation (WHO) guidelines.

Article 6 of the NEC Directive requires Member States to establish - by 1 April 2019 at the latest - an initial **National Air Pollution Control Programme (NAPCP)** which must be regularly updated, at least every four years. The content of the NAPCP is stipulated by the Article 6 and Annex III part 1 of the NEC Directive. In accordance with Article 6 (10) of the Directive, an Implementing Act laying down a common reporting format for NAPCP is going to be adopted.

The Art. 6. of the NEC Directive requires that Member States when drawing up, adopting and implementing the NAPCP shall:

“(a) assess to what extent national emission sources are likely to have an impact on air quality in their territories and neighboring Member States;

(b) take account of the need to reduce air pollutant emissions for the purpose of reaching compliance with air quality objectives in their territories and, where appropriate, in neighboring Member States”;

Above statements, among other things, mean that NAPCPs have to consider the assessed effectiveness of Air Quality Plans (Art. 23 of 2008/50/EC Directive) in being locally in compliance with EU limit values in 2020, 2025 and 2030 scenarios.

The approach of the NEC Directive shows that ‘local point of view’ should be considered as important along the preparation of NAPCP. As the ‘right balance of action implementation’ among different decision levels it would be important to involve also local level decision makers in the process of stakeholder consultation along the NAPCP preparation as this would guarantee a better implementation of the actions themselves later on.

Since each Member State should draw up, adopt and implement a NAPCP with a view to complying with its emission reduction commitments, and to contributing effectively to the achievement of the air quality objectives, **it is expected that adopted NAPCP should contribute to the successful implementation of Air Quality Plans established under Article 23 of Directive 2008/50/EC.**

4 -What content for a City Air Quality Plan

CITIES AIR QUALITY PLANS AND NATIONAL PROGRAMMES

Republic of Croatia



Zagreb, Source: <https://www.google.it/maps>

Generally, in the Republic of Croatia, if in any given zone or agglomeration a level of pollutants in the air exceed any limit or target value, in each of these cases an action plan (Air Quality Plan) for improving the air quality for that zone or agglomeration has to be adopted by **local self-governance authority (City)** in order to ensure, as soon as possible, achievement of limit or target values.

The responsibility for **Air Quality Plan draft development** is given only to a legal persons (expert institutes that has permit/licence to perform expert tasks of development of strategic and action plan documents). Such permitting system is regulated by Environment Protection Law and permit/licence is issued by Ministry of Environment following an administrative procedure. Therefore, each local authority has to implement a limited public procurement call aiming to ensure the Air Quality Plan draft document development/drafting.

For the purpose of coordination of reporting on the AQP, a **Working group** was established at the national level by the Croatian Agency on Environment and Nature, since the Agency is the responsible institution for the e-reporting (Implementing Decision 2011/850/EC) in Croatia. The members of the group are representatives of cities that have adopted the AQP and representatives of the Agency and Ministry of Environment and Energy.

Besides the Air Quality Plans, the representative body of the County and the City of Zagreb (as regional authorities) and the big city (according to the national regulations the big city is a local self-government unit that is at the same time the economic, financial, cultural, health, transport and scientific centre of the wider part of the county, with more than 35,000 inhabitants) shall adopt a **Programme of air protection, ozone layer, mitigation of climate change and adaptation to climate**

4 -What content for a City Air Quality Plan

change, which is an integral part of the environmental protection program for the county, i.e. the City of Zagreb and the big city. The program shall be published in the official gazette of the unit of local and regional self-government, depending on which of its representative body it has been issued. Program shall be adopted for a period of 5 years. A report on the program implementation has to be compiled each 4 years. The Programme (regional and of the big city) and the Air Quality Plans must be **publicly available** for obtaining opinions, suggestions and objections of the public, citizens and relevant stakeholders, NGOs and other interested groups. Through the media, the public is informed on the place where the documents are available and the manner and timing for providing opinions, suggestions and objections. The deadline for public to provide comments, suggestions and opinions may not be shorter than 30 days from the date of publication. The body responsible for the adoption of documents (County, big city or City) considers opinions, suggestions and objections submitted by the public and assesses and decides on their justification. For above mentioned documents the Strategic Environment Impact Assessment procedure is not obligatory, since these documents are related to the field of air quality (see also *Section 3.3*).

In 2015, the City of Zagreb developed and adopted its **Air Quality Plan** (see *Appendix IV* for details), defined in format and content in accordance with national legislation in which the provisions of 2008/50/EC Directive have been transposed. Besides own measures, the Action Plan of City of Zagreb also supports the continuation of implementation of measures from other city plans and programmes directed towards air protection, promotion of energy efficiency and use of renewable energy sources and energy in the territory of the City of Zagreb such as the *Programme of the City of Zagreb for the protection of air, ozone layer, climate change adaptation and mitigation* and the *Sustainable Energy Action Plan for the development of the City of Zagreb (SEAP)*. Measures from the mentioned documents were defined in line with the valid national programmes, out of which for the field of air protection the *Plan for the protection of air, ozone layer and climate change mitigation in the Republic of Croatia for the 2013 - 2017 period* (OG 139/13), should be mentioned.

In the following the list of the Air Quality Plans (in Cities) and Programmes (in Counties and Big Cities) in Republic of Croatia is presented. The full reports are available on the links:

<http://iszz.azo.hr/iskzl/godizvrpt.htm?pid=0&t=4>

<http://www.eko.zagreb.hr/default.aspx?id=247>

Air Quality Plans - CITIES

- Action plan for air quality improvement in the territory of the city of Zagreb
- Action plan for improvement of air quality for city of Slavonski Brod
- Action plan for NH₃ emission reduction in city of Kutina
- Action plan for reduction of ozone levels for the city of Rijeka
- Action plan for emissions reduction of PM₁₀ the city of Kutina
- Action plan for emission reduction of (PM₁₀) in city of Osijek
- Action plan for emission reducing of PM₁₀ in city of Sisak

4 -What content for a City Air Quality Plan

Programmes - COUNTIES AND BIG CITIES

- Program of air and ozone layer protection, climate change mitigation and adaptation to climate change in Zagreb
- Program of air and ozone layer protection, climate change mitigation and adaptation to climate change for Osijek - Baranja county
- Program of air and ozone layer protection, climate change mitigation and adaptation to climate change for Sibensko-Knin county
- Protection and improvement of air quality in the Zadar county
- Protection and air quality improvement program for the Osjek - Baranja county between 2010 - 2014
- Protection and air quality improvement program for Zagreb city between 2009-2012
- Protection and air quality improvement program for Kostrena municipality
- Protection and air quality improvement program for Primorsko-Goranska county for the period 2009-2012
- Protection and air quality improvement program for Varaždin county between 2010-2013
- Protection and air quality improvement program for Koprivničko-Križevačka county between 2008 - 2012
- Protection and air quality improvement program for split - Dalmatia county
- Air quality protection and improvement program for the city Sisak 2007
- Air quality protection and improvement program for Zagreb county:
<http://iszz.azo.hr/iskzl/datoteka?id=74073>

References:

- Air Quality Legislation in Republic of Croatia:
<http://www.mzoip.hr/en/environment/regulations-and-international-treaties-ratified-or-signed-by-the-republic-of-croatia.html>

4 -What content for a City Air Quality Plan

NATIONAL AIR QUALITY COOPERATION PROGRAMME (NSL)

The Netherlands



The Hague, Source: The Netherlands - Ministry of Infrastructure and the Environment

The National Air Quality Cooperation Programme (NSL) is a multilevel governance action plan to improve the air quality of the Netherlands. Participants are the national government, provinces, municipalities, and research institutes. All participants invest capacity and resources in the measures that improve air quality. The NSL includes large spatial projects that negatively impact the air quality - such as the construction of housing or roads - and counters these effects with measures that improve the air quality. The package of measures is created in such a way that the negative effects of spatial developments are amply compensated.

The goal of the NSL is to meet the European limit values for particulate matter (PM₁₀) and nitrogen dioxide (NO₂). Measures such as cleaner public transport and encouraging cycling as a means of transport, counterbalance the negative effects of construction projects, so that the European standards will still be met. In order to verify progress in the NSL programme participants conduct a yearly monitoring of the air quality and others indicators, together with info on the implementation of measures. This 'Monitoring Tool' of the NSL programme could bring to the implementation of additional measures if needed.

References:

- Air Quality Policy and Regulation in The Netherlands: <https://rwsenvironment.eu/subjects/air/air-quality/>
- Monitoring tool of the NSL Programme: <https://www.nsl-monitoring.nl>

4 -What content for a City Air Quality Plan

AQP WORKING GROUPS WITH ALL DIFFERENT LEVEL AUTHORITIES

Czech Republic



Prague, Source: <https://www.prague.eu/>

- **Cooperation between all levels of governance**

Air quality plan should involve all levels of air quality governance. The air quality plan is usually perceived as a regional/local strategy while there are numerous measures which need to be implemented in close co-operation with the state level. To reach air quality goals it is necessary to ensure co-operation especially with the state government that is empowered to mitigate air pollution, for example from road vehicles. According to the experience of the Czech Republic, it is useful to incorporate measures of the air quality plan that can be done only at the state level into a 'State Governmental Resolution' that is linked to the Air Quality Plan. This also facilitates financing the implementation of the AQPs.

- **Involving of all implementing bodies**

Proper monitoring and co-operation between stakeholders in the implementation phase should be also borne in mind when considering best practices. The Czech Republic has introduced 'special Working Groups' that are intended to discuss the Air Quality Plan agenda and to facilitate coordination between the state and municipalities. The working groups were established by the Czech Ministry of the Environment that is also responsible for its administration. Working groups are attended by members of the Czech ministries, regional municipalities and most polluted cities. Working groups seems to be effective especially in terms of identifying barriers that hinder air quality plan implementation and their solutions.

4 -What content for a City Air Quality Plan

- **Cross border co-operation**

The Czech Republic has also introduced a 'special Working Group' to tackle Czech-Polish cross border air pollution. This working group is attended by the Czech and Polish environmental Ministries and border Regions. The working group aims mainly at sharing newly introduced measures.

The focus is on inspiring each other, for example in creating subsidy programmes and introducing stricter environmental law that will surely contribute to decrease cross-border air pollution. Similar working groups have been established also with Germany and Slovakia.

The Czech Republic considers that involving EU bodies more actively into these discussions would be a great opportunity.

NATIONAL/CITY REGULATION FOR SOLID FUELS BURNING

Republic of Poland, City of Krakow



Krakow, Source: <https://www.google.it/maps>

In Poland there are serious air quality problems in cities and town, mainly in the southern part.

Inadequate air quality is mainly caused by the emissions from the municipal and housing sector (old boilers and poor quality of fuel). The non-compliance with the air quality standards for fine dust PM_{10} and excessive concentration of benzo(a)pyrene is caused mainly by this sector. Studies have shown that household stoves burning bad quality coal and wood are responsible for over 50% of national PM_{10} emissions and 88% of the reasons for exceeding the annual limit value of PM_{10} ; the rest being the result of vehicle emissions and other sources.

For improvement of air quality in cities are crucial new regulations on the national level, which tackle the problem of emissions from municipal and housing sector. First is the ordinance of the Minister of Finance and Development, dated 1.08.2017 regarding solid fuel boilers, which only allows new boilers that meet the requirements

4 -What content for a City Air Quality Plan

of 5th class according to EN 303-5:2012 standard from July 1, 2018. The second regulation applies the quality of fuels allowed to be used in households (amendment to the Act of August 25, 2006 on the fuel quality monitoring and control system was adopted by Polish Parliament but still ordinance of the Minister of Energy is missing).

Air quality has been an issue for a long time in the city of Krakow and has inspired grass-root initiatives such as the Krakow Smog Alert (Krakowski Alarm Smogowy). Currently, Polish Smog Alert associates almost thirty grass-root organizations in Polish cities and towns advocating for clean air.

In 2015 the president of Poland signed the amendment to the Environmental Protection Act (Ustawa Antysmogowa), which gave regional and local self-governments legal instruments to tackle this problem. Since then, several regions have adopted anti-smog laws: Małopolska, Śląskie, Dolny Śląsk, Mazowsze, Opolskie, Łódzkie, Wielkopolskie, Podkarpackie and Lubuskie. Other regions are expected to adopt them in later time.

The common efforts of the Krakow Smog Alert, regional authorities and the Krakow municipality have been instrumental in rising the general awareness of the inhabitants through many initiatives and programmes, which promote better thermo-modernisation of houses, better fuels and more effective stoves.

A unique contribution to stimulating clean air came from the LIFE Integrated Project 'Implementation of Air Quality Plan for Małopolska Region - Małopolska in a healthy atmosphere', LIFE-IP MALOPOLSKA, a project coordinated by the regional authorities of the Małopolska Region in co-operation with Silesian Region, the Krakow Smog Alert, National Energy Conservation Agency, 55 municipalities and international partners from Czech Republic, Slovakia and Belgium.

Implementation of the LIFE project allowed for establishing a network of 60 Eco-managers to support the implementation of air quality actions at the municipal level, trainings and workshops for local authorities and conducting information and education campaigns at the regional and local level.

Regional Assembly of the Małopolska Region has adopted in 2016 a law banning in Krakow coal and wood as heating fuels starting September 2019 (see *Appendix V*), a radical measure for Poland.

The acceptance for these new laws by the city inhabitants would not be possible without the long and active engagement of initiatives such as the 'Krakow Smog Alert'.

References:

- <https://powietrze.malopolska.pl/en/life-project/>

4 -What content for a City Air Quality Plan

4.4 Strategic Environmental Assessment

Directive 2001/42/EC on the assessment of the effects of certain plans and programmes on the environment ('Strategic Environmental Assessment - SEA Directive')

Directive 2011/92/EU of 13 December 2011 on the assessment of the effects of certain public and private projects on the environment ('Environmental Impact Assessment - EIA Directive')

Directive 2014/52/EU of 16 April 2014 amending Directive 2011/92/EU on the assessment of the effects of certain public and private projects on the environment ('EIA Directive - Amended')

Council Directive 92/43/EEC of 21 May 1992 on the conservation of natural habitats and of wild fauna and flora ('Habitats Directive')

Plans and programmes must be prepared or adopted by an authority (at national, regional or local level) as controlled by legislative, regulatory or administrative provisions.

Air Quality Plans are considered by several Countries, in national transposing of the Directive 2001/42/EC of 27 June 2001, among the Plans and Programmes that require a Strategic Environmental Assessment (SEA) before approval. Anyway, legislative frameworks vary between Member States depending on their administrative structure and this affects the manner of transposing the SEA Directive. In Figure 5 the example of German legislation approach for SEA/EIA application for national Programmes, Plans and Projects is reported.

Figure 5 - SEA/EIA Field of application for Programmes, Plans and Projects in Germany (Federal German Act on EIA/SEA of 2011 - Annex 1 and 3)

Projects (Annex 1 EIA/SEA Act)	Plans (Annex 3 EIA/SEA Act)
<p>Public and private Projects</p> <ul style="list-style-type: none"> - Power plant - Industrial installations - Pipelines - Motorways - Waste incineration plants - Mining - Deforestation - Dams - <p>Basically: any project which may harm the environment</p>	<p>Public plans</p> <p>Spatial Planning (State, Region, Municipality)</p> <p>Sectoral Planning</p> <ul style="list-style-type: none"> - Nuclear waste storage plan - Traffic Infrastructure plan - Electric grid plan - Flood protection plan - Water management plan - Noise reduction plan - Clean Air plan ← - Waste management plan

Source: Reichter, 2015

4 -What content for a City Air Quality Plan

In general AQ plans at national and regional level require to perform a SEA process, meanwhile for cities Air Quality Plans SEA is not an obligation and is 'case by case' depending: the nature and the level of specification of measures included in the plans must be considered and the city administration would have to verify with its competent authorities if they fulfil with the criteria stated in Annex II of Dir. 2001/42/EC for which a SEA is needed (Screening).

SEA mechanism

With the objective to “contribute to the integration of environmental considerations into the preparation and adoption of plans and programmes with a view to promoting sustainable development” (Art. 1) the SEA Directive stipulates:

- ✓ the **Screening requirements** for determining whether a SEA is required (Annex II of Directive);
- ✓ the **Scoping** arrangements to identify the most significant effects of proposed plans and programmes that require a SEA;
- ✓ the preparation and submission of an **Environmental Report** that must be made available for **Public consultation** before the adoption of any plan or programme requiring a SEA.

There is no fixed delivery mechanism in the Directive, so individual Member States are at liberty to formulate their own SEA methodologies and procedures to achieve the objectives of the Directive.

Anyway for better implementation of the SEA Directive, European Commission - DG ENV prepared a Guidance available, in different languages, at the following link:

<http://ec.europa.eu/environment/eia/sea-support.htm>

and also some Member States published Practical guides for the local implementation (see References).

SEA as a policy-aiding tool

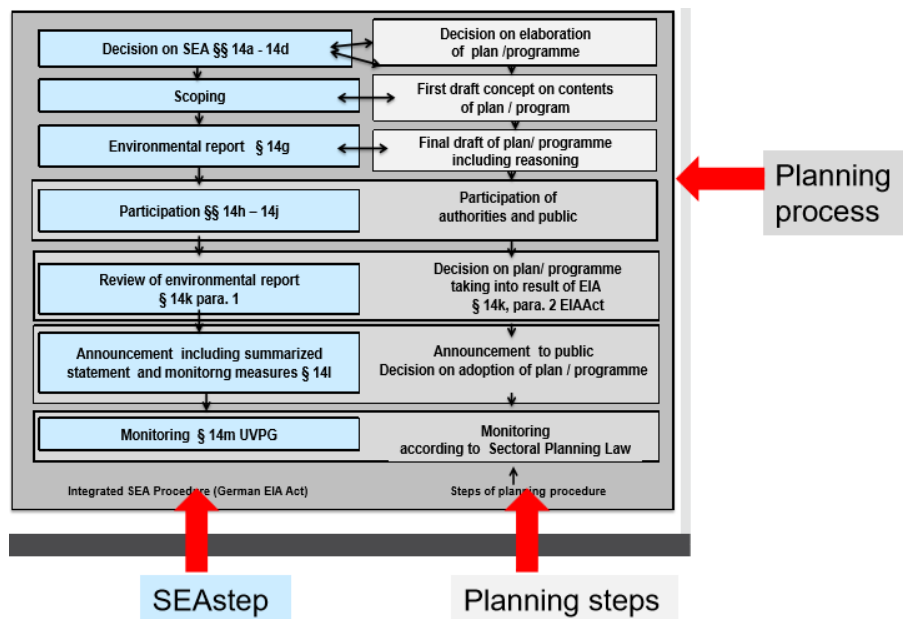
In Figure 6 the integration of SEA into planning or decision-making process is represented: it is clear that SEA can be considered as a policy-aiding assisting organisations, developers and authorities with the drafting and implementation of policy-making tools.

The SEA procedure is initiated when **Scoping** and **Environmental report** are prepared with any significant effects on the environment and alternatives of the proposed plan or programme identified.

The **public and the environmental authorities are informed and consulted on the Draft Plan** or programme and the **Environmental report are reviewed** on the basis of the received observations. Announcement of the Adoption of the Plan including summarized statement and forecasted monitoring measures close the process. The further step is Monitoring of the implementation of the Plan that must be done periodically.

4 -What content for a City Air Quality Plan

Figure 6 - Integration of SEA into planning or decision making process in Germany (Federal German Act on EIA/SEA of 2011)



Source: Reichter, 2015

Benefits of the SEA

The advantages to perform a SEA process could be considered as in follows:

- ✓ opportunity to take into account all the environmental effects of the plan and this brings easier to an 'integrated approach' between the AQ plan and, at least, the other environmental plans;
- ✓ having a prescribed process for Public Consultation that enhance the 'transparency' of the planning process and facilitate public participation in decision-making (this in general improve effectiveness of the AQ Plan - see also Section 4.2).

Who has to perform a SEA

A SEA is mandatory for plans and programmes which set the framework for future development consent for projects listed in the EU Environmental Impact Assessment - EIA Directive (85/337/EC) (Annexes I and II) and those determined to require an assessment pursuant of the EU Habitats Directive (92/43/EC) (Articles 6 and 7). The EU explicitly states that if any plans are closely associated they can be coordinated and/or have joint procedures.

A SEA is also mandatory for plans and programmes prepared for agriculture, forestry, fisheries, energy, industry, transport, waste/ water management, telecommunications, tourism, town & country planning or land use.

Member States in whose territory the plan or programme is being prepared that may affect other Member State(s) must consult the other Member State(s). On this issue the SEA Directive follows the general approach taken by the SEA Protocol to the UN ECE Convention on Environmental Impact Assessment in a Transboundary Context.

4 -What content for a City Air Quality Plan

Any plans or programmes which determine the use of small areas at local level or those which require minor modifications shall require an Environmental assessment only when the Member State determines that they are likely to have significant environmental effects. Screening is necessary for any type of plan, not already identified, to assess if any significant environmental effects are expected. The screening procedure is based on criteria set out in Annex II of the SEA Directive.

As told previously SEA is not always required for AQPs at city level, however this decision should be made by the competent authorities on a case by case basis.

Cities Examples

In London SEA implementation has been conferred to local council authorities but the screening process, for example in the Hackney Council, stated that the SEA procedure was not necessary why key policy objectives that could require a SEA had already been adopted by other strategies with completed SEAs (Box 2).

Box 2 - Example of screening process result for SEA on an Air Quality Plan¹⁴ in London - Hackney Council (UK)

Example of screening for SEA for AQ Plan

Hackney Council (UK)

Hackney Council produced an AQ Plan with three main policy actions:

Policy 1: Air Quality and development management such as ensuring that air quality is appropriately dealt with during the development control process.

Policy 2: Actions to improve air quality with the sole aim of reducing nitrogen dioxide levels and/or particulate matter levels within the borough such as promoting walking/cycling and Zero Emission Networks.

Policy 3: Actions to reduce the Council's own impacts on air quality such as Promotion of airTEXT¹⁵ and campaign days to the most vulnerable, residents, businesses and visitors in the borough.

Under the SEA Directive Hackney Council initiated a screening process of the AQ Plan to determine if a SEA was required. A determination could not be made until three statutory consultation bodies were consulted:

- ✓ The Environment Agency
- ✓ Natural England
- ✓ English Heritage

On the 19th June 2014 the council decided a SEA was not necessary. The authority then published a statement setting out its decision (within 28 days of the determination). This is needed even if the authority determines that a SEA is not required, and the statement must include the relevant reasons. Hackney Council informed the public and consultation bodies of its decision via air pollution and consultation webpages for an appropriate period. It cited the key policy objectives that could require a SEA had already been adopted by other strategies with completed SEAs (these had no significant environmental effects arising from the objectives). This was supported by the response from the three statutory consultation bodies.

¹⁴ In UK Air Quality Plans are called 'Air Quality Action Plans' and follows in general the LAQM (Local Air Quality Management) process

¹⁵ www.airtext.info/

4 -What content for a City Air Quality Plan

4.5 E-Reporting Format and Requirements

Decision 2011/850/EU Commission Implementing Decision of 12 December 2011 laying down rules for Directives 2004/107/EC and 2008/50/EC of the European Parliament and of the Council as regards the reciprocal exchange of information and reporting on ambient air quality (notified under document C(2011) 9068) ('IPR Decision'): Art. 13; Annex II, Art. 5

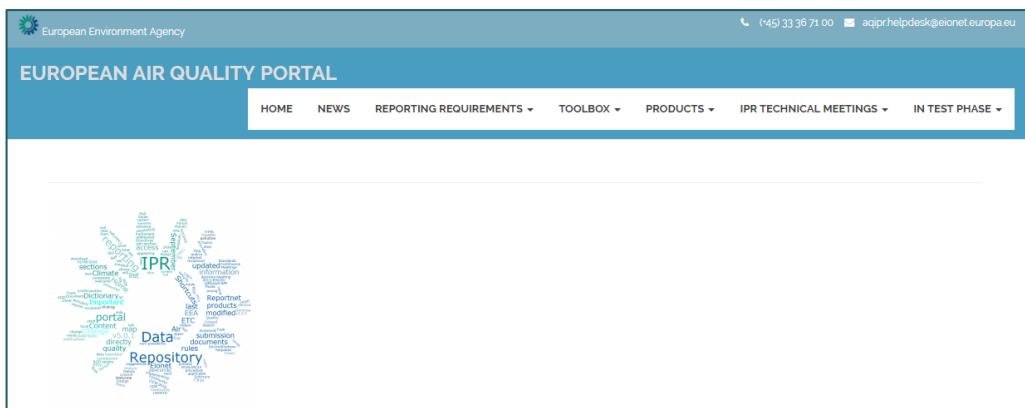
Directive 2008/50/EC of the European Parliament and of the Council of 21 May 2008 on ambient air quality and cleaner air for Europe ('Ambient Air Quality Directive' - AAQD)

Directive 2007/2/EC establishing an Infrastructure for Spatial Information in the European Community ('INSPIRE Directive')

Once an AQP has been initiated, the relevant level of governance is required to compile the mandatory elements detailed under Article 23 of the AAQD following Decision 2011/850/EU and with the help of the IPR Guidelines¹⁶. It is mandatory that information submitted for AQPs follow the procedure outlined in Article 5 of Decision 2011/850/EU: as data will be automatically processed by an electronic tool.

The European Air Quality Portal¹⁷ contains technical details and services that facilitate the reporting of official air quality information from EU Member States and other EEA member and co-operating countries. This information is submitted according to Directives 2004/107/EC and 2008/50/EC of the European Parliament and of the Council and the rules for this exchange are set out in the Commission implementing decision 2011/850/EU. The portal (Figure 7) is maintained by the European Environment Agency (EEA) as part of the EU's e-Reporting system.

Figure 7 - The European Air Quality Portal website



¹⁶ http://ec.europa.eu/environment/air/quality/legislation/pdf/IPR_guidance1.pdf and http://ec.europa.eu/environment/air/quality/legislation/pdf/IPR_guidance2.pdf

¹⁷ <http://eeadmz1-cws-wp-air.azurewebsites.net/>

4 -What content for a City Air Quality Plan

The e-Reporting system, called '*EIONET Plans and Programmes e-Reporting System*', is organized around 14 interconnected data flows which encompass the information necessary to meet the requirements of the Ambient Air Quality and IPR Directives (Box 3). A User Guide is available for this tool¹⁸. In generating data files for the e-Reporting system each country must follow standardized, INSPIRE compliant XML schemas. To support the generation of these XML reports, the JRC in Ispra have developed the e-Reporting System (PaPeRS)¹⁹ software, this software is hosted by the EEA.

Air Quality Plans in XML format should be uploaded to the EEA's EIONET Central Data Repository by authorised national representatives under data flows H, I, J and K of Annex II of Decision 2011/850/EU to include the mandatory elements of the AQP as listed pursuant to Article 23 of Directive 2008/50/EC in Section A of Annex XV.

AQP specific categories refer to sections H to K:

- (H) includes geographical, administrative and chronological data with appropriate references.
- defines the pollutant(s) exceeded with attributable source apportionment of the pollutant(s) in question.
- (J) defines the baseline and projected scenarios for emissions, concentrations and exceedances.
- (K) describes the available measures, responsible authorities, impacts, costs and monitoring information.

References need to be included so the public can have access to regularly updated information on the implementation of the AQPs.

Box 3 - European Air Quality Portal Dataflow

Structure of the E-Reporting system

ROD Number is the category page on EIONET site ([AQP data flows](#))

- B Information on zones and agglomerations (Art. 6) - ROD 670
- B Preliminary (Year + 1) information on zones and agglomerations (Art. 6) – ROD 693
- C Information on the assessment regime (Art. 7) - ROD 671
- C Preliminary (Year + 1) information on the assessment regime (Art. 7) – ROD 694
- D Information on the assessment methods (Art. 8 and 9) – fixed and indicative measurements - ROD 672
- D1b Information on the assessment methods (Art. 8 and 9) – models and objective estimation – ROD 742
- E1a Information on primary validated assessment data - measurements (Art.10) - ROD 673
- E1b Information on primary validated assessment data – modelled (Art. 10) – ROD 674
- E2a Information on primary up-to-date assessment data (UTD) – measurements (Article 10) – data to be provided via ftp – ROD 675
- G Information on the attainment of environmental objectives (Art. 12) - ROD 679
- H Information on air quality plans (Art. 13) - ROD 680
- I Information on source apportionment (Art. 13) - ROD 681
- J Information on the scenario for the attainment year (Art. 13) – ROD 682
- K Information on measures (Art. 13 and 14) - ROD 683

¹⁸ http://aqportal.eionet.europa.eu/doc/UserGuide2_AQD-HK_XML_v1.pdf

¹⁹ <http://eeadmz1-cws-wp-air.azurewebsites.net/toolbox-for-e-reporting/pp-tool/>

4 -What content for a City Air Quality Plan

The Commission with extensive support from the Member States and the European Environment Agency has prepared the IPR Guideline to facilitate the implementation of Decision 2011/850/EC and resultant AQPs. The IPR Guidelines Part I²⁰ provides descriptions of how to interpret and report the data required under Decision 2011/850/EC and IPR Guidelines Part II²¹ in a tabular format with implicit instructions on which data to submit and in which format e.g. specifying whether text or URL.

Geospatial information regarding location of exceedances and subsequent plans are to be detailed under an INSPIRE option (Directive 2007/2/EC).

Data submitted via the e-Reporting system is made publicly available through several online channels. This includes the Reporting Obligations Database (ROD), which is part of *Reportnet*, a group of web applications and processes developed by the EEA to support international environmental reporting.

There are currently 149 Air Quality Plans officially submitted to the EIONET Reporting Obligations Database (ROD), and this includes national, regional and local AQPs from 22 different Member States.

The EEA Air Data Explorer for Europe (AIDE)²² presents data submitted under data flows B to K, this covers all air quality related data including AQPs in an easily accessible format and are regularly updated with the latest information transmitted by Member States.²³

Box 4 - Directive 2007/2/EC establishing an Infrastructure for Spatial Information in the European Community (INSPIRE)²⁴

INSPIRE - Infrastructure for Spatial Information in the European Community

INSPIRE Directive aims to create a European Union spatial data infrastructure for the purposes of EU environmental policies and policies or activities which may have an impact on the environment.

- ✓ Based on the infrastructures for spatial information established and operated by the Member States of the European Union
- ✓ Enable the sharing of environmental spatial information among public sector organizations, facilitate public access to spatial information across Europe and assist in policy-making across boundaries.
- ✓ Addresses 34 spatial data themes needed for environmental applications with full implementation required by 2021.

²⁰ http://ec.europa.eu/environment/air/quality/legislation/pdf/IPR_guidance1.pdf

²¹ http://ec.europa.eu/environment/air/quality/legislation/pdf/IPR_guidance2.pdf

²² <http://eeadmz1-cws-wp-air.azurewebsites.net/products/links-to-eea-website/aide-tables/>

²³ aideh.apps.eea.europa.eu/

²⁴ <https://inspire.ec.europa.eu/about-inspire/563>

REFERENCES

Technical reports and scientific papers

- Anenberg S.C., Schwartz J., Shindell D., Amann M., Faluvegi G., Klimont Z., Janssens-Maenhout G., Pozzoli L., Van Dingenen R., Vignati E., Emberson L., Muller N.Z., West J.J., Williams M., Demkine V., Hicks W.K., Kuylenstierna J., Raes F., Ramanathan V., 2012: 'Global Air Quality and Health Co-Benefits of Mitigating Near-Term Climate Change through Methane and Black Carbon Emission Controls', Environ Health Perspect. 2012 Jun;120(6):831-9. doi: 10.1289/ehp.1104301. Epub 2012 Mar 14. <https://www.ncbi.nlm.nih.gov/pubmed/22418651>
- Bruyninckx H., 2017, Cleaner air benefits human health and climate change, EEA Newsletter, Issue 2017/4, 15 December 2017, <https://www.eea.europa.eu/articles/cleaner-air-benefits-human-health>
- Claudio A. Belis, Bo R. Larsen, Fulvio Amato, Imad El Haddad, Olivier Favez, Roy M. Harrison, Philip K. Hopke, Silvia Nava, Pentti Paatero, André Prévôt, Ulrich Quass, Roberta Vecchi, Mar Viana - 2014, European Guide on Air pollution Source Apportionment with receptor models, JRC, Report EUR 26080 EN, ISBN 978-92-79-32513-7, doi: 10.2788/9307
- Commission Staff Working Document Better Regulation Guidelines {COM(2015) 215 final} {SWD(2015) 110 final http://ec.europa.eu/smart-regulation/guidelines/docs/swd_br_guidelines_en.pdf
- EEA, 2017a. Air quality in Europe. 2017 report, EEA Report no. 13/2017, <https://www.eea.europa.eu/publications/air-quality-in-europe-2017>
- EEA, 2017b. European Air Quality Index: current air quality information at your finger tips, <https://www.eea.europa.eu/themes/air/air-quality-index>
- EEA, 2018. Improving air quality in European cities will bring major health benefits, EEA News, <https://www.eea.europa.eu/highlights/improving-air-quality-in-european>
- EMEP/EEA, 2016. EMEP/EEA Air pollutant Emission Inventory Guidebook 2016. Technical guidance to prepare national emission inventories, EEA Report No 21/2016, ISBN 978-92-9213-806-6, ISSN 1977-8449, doi:10.2800/247535
- Maas, R., Grennfelt P., (eds), 2016. Towards Cleaner Air. Scientific Assessment Report 2016. EMEP Steering Body and Working Group on Effects of the Convention on Long-Range Transboundary Air Pollution, Oslo.
- Miranda A., Silveira C., Ferreira J., Monteiro A., Lopes D., Relvas H., Borrego C., Roebeling P., Current air quality plans in Europe designed to support air quality management policies, Atmospheric Pollution Research, 6 (2015) 434-443
- P. Thunis, B. Degraeuwe, E. Pisoni, M. Trombetti, E. Peduzzi, C.A. Belis, J. Wilson, A. Clappier, E. Vignati, 2018 - PM2.5 source allocation in European cities: A

REFERENCES

- SHERPA modelling study, Atmospheric Environment, Volume 187, 2018, Pages 93-106, ISSN 1352-2310, <https://doi.org/10.1016/j.atmosenv.2018.05.062>.
- Partnership Air Quality - Urban Agenda for the EU, 2018, 'Final Draft Action Plan', 1st November 2017. <https://ec.europa.eu/futurium/en/air-quality>
 - Philippe Thunis, 2018 - On the validity of the incremental approach to estimate the impact of cities on air quality, Atmospheric Environment, Volume 173, 2018, Pages 210-222, ISSN 1352-2310, <https://doi.org/10.1016/j.atmosenv.2017.11.012>
 - Shindell D. Kuylenstierna J.C.I., Vignati E., van Dingenen R., Amann M., Klimont Z., Anenberg S., Muller N., Janssens-Maenhout G., Raes F., Schwartz J., Faluvegi G., Pozzoli L., Kupiainen K., Höglund-Isaksson L., Emberson L., Streets D., Ramanathan V., Hicks K., Oanh N.T.K., Milly G., Williams M., Demkine V., Fowler D., 'Simultaneously Mitigating Near-Term Climate Change and Improving Human Health and Food Security', Science 2012; 335: 183-189. <http://science.sciencemag.org/content/335/6065/183>
 - Thunis et al., 2017: Urban PM2.5 Atlas - Air Quality in European cities. EUR 28804 EN, Publications Office of the European Union, Luxembourg, 2017, ISBN 978-92-79-73876-0, JRC10808595. <https://ec.europa.eu/jrc/en/publication/eur-scientific-and-technical-research-reports/urban-pm25-atlas-air-quality-european-cities>
 - United Nations, 2015 - 'Transforming our world: the 2030 Agenda for Sustainable Development', Resolution 70/1 adopted by the General Assembly on 25 September 2015, 21 October 2015 http://www.un.org/en/development/desa/population/migration/generalassembly/docs/globalcompact/A_RES_70_1_E.pdf
 - World Bank and Institute for Health Metrics and Evaluation, 2016. 'The Cost of Air Pollution: Strengthening the Economic Case for Action'. Washington, DC: World Bank. License: Creative Commons Attribution CC BY 3.0 IGO

Air quality plans

- Action Plan for air quality improvement in the territory of the City of Zagreb, <http://www.eko.zagreb.hr/default.aspx?id=247>
- Action Plan for emission reducing of PM₁₀ in City of Sisak, <http://iszz.azo.hr/iskzl/datoteka?id=18615>
- Action Plan for emission reduction of (PM₁₀) in City of Osijek, <http://iszz.azo.hr/iskzl/datoteka?id=18613>
- Action Plan for emissions reduction of PM₁₀ the City of Kutina, <http://iszz.azo.hr/iskzl/datoteka?id=21784>
- Action Plan for improvement of air quality for Cty of Slavonski Brod, <http://iszz.azo.hr/iskzl/datoteka?id=28575>
- Action Plan for NH₃ emission reduction in City of Kutina, <http://iszz.azo.hr/iskzl/datoteka?id=46178>

REFERENCES

- Action Plan for reduction of Ozone levels for the City of Rijeka, <http://iszz.azo.hr/iskzl/datoteka?id=26072>
- Air Quality Plan for Berlin 2011-2017, https://www.berlin.de/senuvk/umwelt/luftqualitaet/de/luftreinhalteplan/download/lrp_150310_en.pdf
- Air Quality Plan of the City of Helsinki 2017-2024, <https://www.hel.fi/static/ymk/julkaisut/julkaisu-11-16.pdf>
- City of Amsterdam, 2016: 'Clean Air for Amsterdam: Set of Measures. Towards an emission-free 2025 Amsterdam', February 2016
- Dreal, Rhone Alpes, 2015, Plan local d'amélioration de la qualité de l'air sur le territoire de Chambéry Métropole, Document soumis à la concertation, Version du 2. févr. 2015
- Hackney Council (UK) Air Quality Plan <http://www.bas-rhin.gouv.fr/Politiques-publiques/Environnement-prevention-des-risques-naturels-et-technologiques/Air/Plan-de-Protection-de-l-Atmosphere-de-l-agglomeration-strasbourgeoise-PPA>
- https://ajuntament.barcelona.cat/qualitataire/sites/default/files/pdfs/PMQAB_EN_2014.pdf
- Madrid's Air Quality Plan 2011-2015, https://www.madrid.es/UnidadesDescentralizadas/AreasUrbanas_EducacionAmbiental/Catalogo/AirQualityPlan2011-15.pdf
- Plan de Protection de l'Atmosphère de l'agglomération strasbourgeoise, 2015-2020, <http://www.bas-rhin.gouv.fr/Politiques-publiques/Environnement-prevention-des-risques-naturels-et-technologiques/Air/Plan-de-Protection-de-l-Atmosphere-de-l-agglomeration-strasbourgeoise-PPA>
- Plan to improve air quality in Barcelona 2015-2018, https://ajuntament.barcelona.cat/qualitataire/sites/default/files/pdfs/PMQAB_EN_2014.pdf
- Préfet de la Région de l'Île-de-France, Préfet de Paris, Plan de protection de l'Atmosphère pour l'Île-de-France. Revision approuvée, le 25 mars 2013

References Section 4.4 – Strategic Environmental Assessment

- European Commission - DG ENV: Implementation of directive 2001/42 on the Assessment of the effects of certain plans and programmes on the environment.
- <http://ec.europa.eu/environment/eia/sea-support.htm>
- Ispra, 2015: Indicazioni operative a supporto della valutazione e redazione dei documenti della VAS. Delibera Consiglio Federale. Seduta del 22/04/2015 Doc. N. 51/15-CF. Manuali e Linee Guida 124/2015 <http://www.isprambiente.gov.it/it/pubblicazioni/manuali-e-linee-guida/indicazioni-operative-a-supporto-della-valutazione-e-redazione-dei-documenti-della-vas>

REFERENCES

- Ispra, 2017, Linee guida per l'analisi e la caratterizzazione delle componenti ambientali a supporto della valutazione e redazione dei documenti della VAS, Delibera del Consiglio federale. Seduta de 29/11/2016. Doc. n. 84/16 - CF. Manuali e Linee Guida 148/2017. http://www.isprambiente.gov.it/files/pubblicazioni/manuali-lineeguida/MLG_148_17_LGVAS.pdf
- Richter M., 2015: EIA and SEA in Germany Federal German Act on EIA and SEA of 2011 - The national system including transboundary environmental assessment - Subregional Workshop on the Espoo-Convention and the SEA Protocol, Rabat, Morocco, 14-15 April 2015
- UK Government, 2005: A Practical Guide to the Strategic Environmental Assessment Directive, Scottish Executive, Welsh Assembly Government Department of the Environment, Northern Ireland, Office of the Deputy Prime Minister, London, September 2005

References Section 4.5 – E-Reporting Format and Requirements

- <http://ec.europa.eu/environment/air/pdf/guidanceunderairquality.pdf>
- <http://www.unece.org/env/lrtap>
- http://www.ceip.at/fileadmin/inhalte/emep/pdf/NFR09_SNAP_GNFR.pdf
- <http://eeadmz1-cws-wp-air.azurewebsites.net/toolbox-for-e-reporting/pp-tool/>
- http://ec.europa.eu/environment/air/quality/legislation/pdf/IPR_guidance1.pdf
- http://ec.europa.eu/environment/air/quality/legislation/pdf/IPR_guidance2.pdf
- <https://inspire.ec.europa.eu/about-inspire/563>
- <http://eeadmz1-cws-wp-air.azurewebsites.net/products/links-to-eea-website/aide-tables/aideh.apps.eea.europa.eu/>

References Section 5.3 – Key factors

- DEFRA, 2018: Local Air Quality Management Technical Guidance (TG16), Part IV of the Environment Act 1995, Environment (Northern Ireland) Order 2002 Part III, February 2018
- <https://www.gov.uk/government/organisations/department-for-environment-food-rural-affairs>
- NSCA, 2000: National Society for Clean Air and Environmental Protection, Air Quality Plans, 2000: Interim Guidance for Local Authorities, 2000
- Partnership Air Quality, 2017 Final Action Plan of the Partnership on Air Quality
- Partnership Air Quality, 2017, WP4 deliverables

REFERENCES

References Section 6.1.4 – Challenges in awareness raising

- City of Amsterdam, 2016: 'Clean Air for Amsterdam: Set of Measures. Towards an emission-free 2025 Amsterdam', February 2016
- Greater London Authority, 2017, T-Charge info campaign
- HEAL, 2018, 'Communicating on Air Quality and Health: Inspiring practices, challenges and tips. Toolkit' Partnership Air Quality Action Plan, Action 5 Deliverable.

References Section 6.4 – Monitoring, Reporting and Reviewing

- Commission Staff Working Document Better Regulation Guidelines {COM(2015) 215 final} {SWD(2015) 110 final http://ec.europa.eu/smart-regulation/guidelines/docs/swd_br_guidelines_en.pdf
- DEFRA, Action Planning: Good Practice website: <http://laqm.defra.gov.uk/action-planning/good-practice.html>

References Section 7.1.1 – Air Quality Assessment

- Belis C.A., Janssen S., Thunis P., 2015. FAIRMODE contribution to the e-reporting implementation.
- Denby B. et al., 2011, Guide on modelling Nitrogen Dioxide (NO₂) for air quality assessment and planning relevant to the European Air Quality Directive, ETC/ACM Technical Paper 2011/15, December 2011
- EEA, 2011, The application of models under the European Union's Air Quality Directive: A technical reference guide, EEA Technical report No 10/2011, ISBN:978-92-9213-223-1
- VITO et al., 2015, WP4 Guidance on integrated air quality and health assessment systems. D4.4. Final version of the Guidance document. Appraisal FP7 project. http://appraisal-fp7.terraria.com/site/images/pdf/Appraisal_D4_4final.pdf

References Section 7.1.3 – Emission inventory and projections

- COPERT - COmputer Programme to calculate Emissions from Road Transport, www.emisia.com/copert
- EMEP/EEA, 2016. EMEP/EEA Air pollutant Emission Inventory Guidebook 2016. Technical guidance to prepare national emission inventories, EEA Report No 21/2016, ISBN 978-92-9213-806-6, ISSN 1977-8449, doi:10.2800/247535
- HBEFA - Handbook Emission Factors for Road Transport, <http://www.hbefa.net>
- Miranda A., Silveira C., Ferreira J., Monteiro A., Lopes D., Relvas H., Borrego C., Roebeling P., Current air quality plans in Europe designed to support air quality management policies, Atmospheric Pollution Research, 6 (2015) 434-443

References Section 7.1.4 – Source apportionment

- Belis C. A., Georgieva E, Janos O, Segal K, Török S, Veleva B, Perrone M, Vratolis S, Pernigotti D, Eleftheriadis K., A comparative analysis of the causes of air

REFERENCES

- pollution in three cities of the Danube region: implications for the implementation of the air quality directives. EUR 27712 EN. doi:10.2788/73231, <http://source-apportionment.jrc.ec.europa.eu/Docu/LB-NA-27712-EN-N.pdf>
- Belis C.A., Bo R. Larsen, Fulvio Amato, Imad El Haddad, Olivier Favez, Roy M.Harrison, Philip K. Hopke, Silvia Nava, Pentti Paatero, André Prévôt, Ulrich Quass, Roberta Vecchi, Mar Viana - 2014, *European Guide on Air pollution Source Apportionment with receptor models*, JRC, Report EUR 26080 EN, ISBN 978-92-79-32513-7, doi: 10.2788/9307
 - Belis, C. A.; Favez, O.; Harrison, R. M.; Larsen, B. R.; Amato, F.; El Haddad, I.; Hopke, P. K.; Nava, S.; Paatero, P.; Prévôt, A., Quass U., Vecchi R., Viana M., 2014. *European Guide on Air Pollution Source Apportionment with Receptor Models*, Report EUR 26080 EN, Publications Office of the European Union, Luxemburg,
 - Denby B. et al., 2011, *Guide on modelling Nitrogen Dioxide (NO₂) for air quality assessment and planning relevant to the European Air Quality Directive*, ETC/ACM Technical Paper 2011/15, December 2011
 - EEA, 2011, *The application of models under the European Union's Air Quality Directive: A technical reference guide*, EEA Technical report No 10/2011, ISBN:978-92-9213-223-1
http://fairmode.jrc.ec.europa.eu/document/fairmode/WG3/Sources_and_geographic_origin_of_particulate_matter.pdf
 - Lenschow, P., Abraham, H. J., Kutzner, K., Lutz, M., Preuß, J. D., and Reichenbacher, W., 2001. Some ideas about the sources of PM₁₀. *Atmospheric Environment* 35, S23-S3
 - Miranda A., Silveira C., Ferreira J., Monteiro A., Lopes D., Relvas H., Borrego C., Roebeling P., *Current air quality plans in Europe designed to support air quality management policies*, *Atmospheric Pollution Research*, 6 (2015) 434-443
 - P. Thunis, B. Degraeuwe, E. Pisoni, M. Trombetti, E. Peduzzi, C.A. Belis, J. Wilson, E. Vignati, *Urban PM_{2.5} Atlas - Air Quality in European cities*, EUR 28804 EN, Publications Office of the European Union, Luxembourg, 2017, ISBN 978-92-79-73876-0, doi:10.2760/336669, JRC108595
<https://ec.europa.eu/jrc/en/publication/eur-scientific-and-technical-research-reports/urban-pm25-atlas-air-quality-european-cities>
 - P. Thunis, B. Degraeuwe, E. Pisoni, M. Trombetti, E. Peduzzi, C.A. Belis, J. Wilson, A. Clappier, E. Vignati, 2018 - *PM_{2.5} source allocation in European cities: A SHERPA modelling study*, *Atmospheric Environment*, Volume 187, 2018, Pages 93-106, ISSN 1352-2310, <https://doi.org/10.1016/j.atmosenv.2018.05.062>

References Section 7.4.1 – Air Quality impacts

- Belis C. A., Georgieva E, Janos O, Sega K, Török S, Veleva B, Perrone M, Vratolis S, Pernigotti D, Eleftheriadis K., *A comparative analysis of the causes of air pollution in three cities of the Danube region: implications for the*

REFERENCES

- implementation of the air quality directives. EUR 27712 EN. doi:10.2788/73231, <http://source-apportionment.jrc.ec.europa.eu/Docu/LB-NA-27712-EN-N.pdf>
- Belis C.A., Bo R. Larsen, Fulvio Amato, Imad El Haddad, Olivier Favez, Roy M.Harrison, Philip K. Hopke, Silvia Nava, Pentti Paatero, André Prévôt, Ulrich Quass, Roberta Vecchi, Mar Viana - 2014, *European Guide on Air pollution Source Apportionment with receptor models*, JRC, Report EUR 26080 EN, ISBN 978-92-79-32513-7, doi: 10.2788/9307
 - Belis, C. A.; Favez, O.; Harrison, R. M; Larsen, B. R; Amato, F.; El Haddad, I.; Hopke, P. K; Nava, S.; Paatero, P.; Prévôt, A., Quass U., Vecchi R., Viana M., 2014. *European Guide on Air Pollution Source Apportionment with Receptor Models*, Report EUR 26080 EN, Publications Office of the European Union, Luxemburg,
 - Denby B. et al., 2011, *Guide on modelling Nitrogen Dioxide (NO₂) for air quality assessment and planning relevant to the European Air Quality Directive*, ETC/ACM Technical Paper 2011/15, December 2011
 - EEA, 2011, *The application of models under the European Union's Air Quality Directive: A technical reference guide*, EEA Technical report No 10/2011, ISBN:978-92-9213-223-1
http://fairmode.jrc.ec.europa.eu/document/fairmode/WG3/Sources_and_geographic_origin_of_particulate_matter.pdf
 - Lenschow, P., Abraham, H. J., Kutzner, K., Lutz, M., Preuß, J. D., and Reichenbacher, W., 2001. Some ideas about the sources of PM10. *Atmospheric Environment* 35, S23-S3
 - Maas, R., Grennfelt P., (eds), 2016. *Towards Cleaner Air. Scientific Assessment Report 2016*. EMEP Steering Body and Working Group on Effects of the Convention on Long-Range Transboundary Air Pollution, Oslo.
 - Miranda A., Silveira C., Ferreira J., Monteiro A., Lopes D., Relvas H., Borrego C., Roebeling P., *Current air quality plans in Europe designed to support air quality management policies*, *Atmospheric Pollution Research*, 6 (2015) 434-443
 - Thunis P., Degraeuwe B., Pisoni E., Trombetti M., Peduzzi E., Belis C.A., Wilson J., Vignati E., *Urban PM2.5 Atlas - Air Quality in European cities*, EUR 28804 EN, Publications Office of the European Union, Luxembourg, 2017, ISBN 978-92-79-73876-0, doi: 10.2760/336669, JRC108595
<https://ec.europa.eu/jrc/en/publication/eur-scientific-and-technical-research-reports/urban-pm25-atlas-air-quality-european-cities>

References Section 7.4.2 – Health impacts

- APHEKOM, 2012: Summary report of the Apekom project 2008-2011, <http://aphekom.org/web/aphekom.org/home>
- Brandt et al., 2011: *Assessment of Health-Cost Externalities of Air Pollution at the National Level using the EVA Model System*, CEEH Scientific Report No 3, Centre for Energy, Environment and Health Report series, March 2011, pp. 98. http://www.ceeh.dk/CEEH_Reports/Report_3/CEEH_Scientific_Report3.pdf

REFERENCES

- Brukmann and Lutz, 2011: Do Low Emission Zones reduce the burden of particulates?, *XV ETH Conference on Combustion Generated Nanoparticles*, Zurich, June 26th-29th 2011
- EEA - European Environmental Agency, 2014: Air Quality in Europe - 2014 report, No. 5/2014
- IARC/WHO, 2013: IARC Outdoor air pollution is a leading environmental cause of cancer death, Press Release n. 221, 17th October 2013
- Miller, B., Hurley, F., 2006: Comparing estimated risks for air pollution with risks for other health effects.
- Pascal M., Corso M., Chanel O., Declercq C., Badaloni C., Cesaroni G., Henschel S., Maister K., Haluza D., Martin-Olmedo P., Medina S. Assessing the public health impact of urban air pollution in 25 European cities: results of the Aphekom project. *Science of the Total Environment*, 2013; 449:390-400.
- Pennell, K. G., Thompson, M., Rice, J. W., Senier, L., Brown, P., & Suuberg, E., 2013: Bridging research and environmental regulatory processes: the role of knowledge brokers. *Environmental science & technology*, 47(21), 11985-11992
- Perez L., Declercq C., Iñiguez C., Aguilera I., Badaloni C., Ballester F., Bouland C., Chanel O., Cirarda FB, Forastiere F., Forsberg B., Haluza D., Hedlund B., Cambra K., Lacasaña M., Moshammer H., Otorespec P., Rodríguez-Barranco M., Medina S., Künzli N.. Chronic burden of near-roadway traffic pollution in 10 European cities (Aphekom network). *ERJ Express*. Published on March 21, 2013 as doi: 10.1183/09031936.00031112
- Perez L., Künzli N., 2011: Guidelines of methods for integrating chronic effects of local-traffic pollution in the air pollution health impact methodology (WP4). Deliverable D3 April 2011, Swiss Tropical and Public Health Institute, Basel University of Basel CREAL.
- Raaschou-Nielsen et al., 2013: Air pollution and lung cancer incidence in 17 European cohorts: prospective analyses from the European Study of Cohorts for Air Pollution Effect (ESCAPE), www.thelancet.com/neurology Published on line July 10, 2013 [http://dx.doi.org/10.1016/S1470-2045\(13\)70279-1](http://dx.doi.org/10.1016/S1470-2045(13)70279-1)
- Van den Brenk, I., 2018: The Use of Health Assessment Impact Tools in European cities. A guide to support policy towards cleaner air and improvement of citizens' health. *Urban Agenda - Partnership on Air Quality, Action 4 Deliverable*, November 2018
- WHO, 2006: Air Quality Guidelines. Global Update 2005. Particulate matter, ozone, nitrogen dioxide and sulfur dioxide', <http://www.euro.who.int>, ISBN 92 890 2192 6
- WHO, 2013, a: Review of evidence on health aspects of air pollution - REVIHAAP Project. World Health Organization, Copenhagen, Denmark.
- WHO, 2013, b: Health risks of air pollution in Europe - HRAPIE project. New emerging risks to health from air pollution - results from the survey of experts. Copenhagen, Denmark.

REFERENCES

- WHO, 2013, c: Health risks of air pollution in Europe-HRAPIE project: Recommendations for concentration-response functions for cost-benefit analysis of particulate matter, ozone and nitrogen dioxide. Copenhagen, Denmark.
- WHO, AirQ+: software tool for health risk assessment of air pollution, <http://www.euro.who.int/en/health-topics/environment-and-health/air-quality/activities/airq-software-tool-for-health-risk-assessment-of-air-pollution>
- Zuurbier, M., van de Weerd, R., Fischer, P. (2014): Rekenmethode gezondheidseffectschatting luchtkwaliteit en geluid - een handreiking voor GGD'en, September 2014

References Section 7.4.3 – Climate change impact

- Anenberg et al., 2012: 'Global Air Quality and Health Co-Benefits of Mitigating Near-Term Climate Change through Methane and Black Carbon Emission Controls', Environ Health Perspect. 2012 Jun;120(6):831-9. doi: 10.1289/ehp.1104301. Epub 2012 Mar 14.
- Bond and Sun, 2005: 'Can reducing black carbon emissions counteract global warming?', Environ Sci Technol. 2005, Aug 15;39(16):5921-6 <https://www.ncbi.nlm.nih.gov/pubmed/16173547>
- Bruyninckx H., 2017, Cleaner air benefits human health and climate change, EEA Newsletter, Issue 2017/4, 15 December 2017, <https://www.eea.europa.eu/articles/cleaner-air-benefits-human-health>
- Defra, 2015 - 'Engaging local decision-makers about air pollution'. A guide for Directors of Public Health, February 2015
- Maas, R., Grennfelt P., (eds), 2016. Towards Cleaner Air. Scientific Assessment Report 2016. EMEP Steering Body and Working Group on Effects of the Convention on Long-Range Transboundary Air Pollution, Oslo.
- Shindell et al., 2012: 'Simultaneously Mitigating Near-Term Climate Change and Improving Human Health and Food Security', Science 2012; 335: 183-189.
- Stohl et al., 2015, Evaluating the Climate and Air Quality Impacts of Short-Lived Pollutants, Atmos. Chem. Phys., 15, 10529-10566, <https://doi.org/10.5194/acp-15-10529-2015>.

References Section 7.5 – Selection and prioritizing measures

- Amann et al., 2011: Cost-effective control of air quality and greenhouse gases in Europe: Modelling and policy applications, Environmental Modelling & Software, 26, 1489-1501.
- Carnevale et al., 2012: An integrated assessment tool to define effective air quality policies at regional scale, Environmental Modelling & Software, 38, 306-315.
- EMEP/EEA, 2016: EMEP/EEA air pollutant emission inventory guidebook.

REFERENCES

- Guariso G., Maione M., Volta M., 2016: A decision framework for Integrated Assessment Modelling of air quality at regional and local scale, *Environmental Science & Policy*, 65, 3-12.
- Miller, B., Hurley, F., Comparing estimated risks for air pollution with risks for other health effects.
- Stohl et al., 2015. Evaluating the Climate and Air Quality Impacts of Short-Lived Pollutants, *Atmos. Chem. Phys.*, 15, 10529-10566
- Thunis P., Degraeuwe B., Pisoni E., Ferrari F., Clappier A., 2016: On the design and assessment of regional air quality plans: The SHERPA approach, *Journal of Environmental Management*, 183, 952-958.
- Thunis P., et al, 2018: PM2.5 source allocation in European cities: A SHERPA modelling study, *Atmospheric Environment*, 187, 93-106.
- WHO, 2013: Health risks of air pollution in Europe - HRAPIE project. New emerging risks to health from air pollution - results from the survey of experts. Copenhagen, Denmark.
- World Bank and Institute for Health Metrics and Evaluation, 2016. 'The Cost of Air Pollution: Strengthening the Economic Case for Action'. Washington, DC.
- Zuurbier, M., van de Weerd, R., Fischer, P. (2014): Rekenmethode gezondheidseffectschatting luchtkwaliteit en geluid - een handreiking voor GGD'en, September 2014.

LEGISLATION

Commission Decision of 19 March 2004 concerning guidance for implementation of Directive 2002/3/EC of the European Parliament and of the Council relating to ozone in ambient air (notified under document number C(2004) 764)

Commission Directive (EU) 2015/1480 of 28 August 2015 amending several annexes to Directives 2004/107/EC and 2008/50/EC of the European Parliament and of the Council laying down the rules concerning reference methods, data validation and location of sampling points for the assessment of ambient air quality

Commission Implementing Decision 2011/850/EU of 12 December 2011 laying down rules for Directives 2004/107/EC and 2008/50/EC of the European Parliament and of the Council as regards the reciprocal exchange of information and reporting on ambient air quality (notified under document C (2011) 9068) ('IPR Decision')

Council Directive 92/43/EEC of 21 May 1992 on the conservation of natural habitats and of wild fauna and flora ('Habitats Directive')

Directive (EU) 2016/2284 of 14 December 2016 of the European Parliament and of the Council on the reduction of national emissions of certain atmospheric pollutants, amending Directive 2003/35/EC and repealing Directive 2001/81/EC ('National Emissions Ceilings Directive' - NECD)

Directive 2001/42/EC on the assessment of the effects of certain plans and programmes on the environment ('Strategic Environmental Assessment' - SEA Directive)

Directive 2003/35/EC of the European Parliament and of the Council of 26 May 2003 providing for public participation in respect of the drawing up of certain plans and programmes relating to the environment and amending with regard to public participation and access to justice Council Directives 85/337/EEC and 96/61/EC ('Public Participation Directive' - PPD)

Directive 2004/107/EC of the European Parliament and of the Council of 15 December 2004 relating to arsenic, cadmium, mercury, nickel and polycyclic aromatic hydrocarbons in ambient air ('Fourth Daughter Directive')

Directive 2007/2/EC establishing an Infrastructure for Spatial Information in the European Community ('INSPIRE Directive')

Directive 2008/50/EC of the European Parliament and of the Council of 21 May 2008 on ambient air quality and cleaner air for Europe ('Ambient Air Quality Directive' - AAQD)

Directive 2011/92/EU of 13 December 2011 on the assessment of the effects of certain public and private projects on the environment ('Environmental Impact Assessment' - EIA Directive)

Directive 2014/52/EU of 16 April 2014 amending Directive 2011/92/EU on the assessment of the effects of certain public and private projects on the environment ('EIA Directive - Amended')

APPENDIXES



I List of mandatory elements of an Air Quality Plan

This Appendix shows the list of information to be included in the local, regional or national air quality plans for improvement in ambient air quality, as included in Annex XV - Part A of Directive 2008/50/EC.

ANNEX XV

Information to be included in the local, regional or national air quality plans for improvement in ambient air quality

A. Information to be provided under article 23 (air quality plans)

1. Localisation of excess pollution

- (a) region;
- (b) city (map);
- (c) measuring station (map, geographical coordinates).

2. General information

- (a) type of zone (city, industrial or rural area);
- (b) estimate of the polluted area (km²) and of the population exposed to the pollution;
- (c) useful climatic data;
- (d) relevant data on topography;
- (e) sufficient information on the type of targets requiring protection in the zone.

3. Responsible authorities

Names and addresses of persons responsible for the development and implementation of improvement plans.

4. Nature and assessment of pollution

- (a) concentrations observed over previous years (before the implementation of the improvement measures);
- (b) concentrations measured since the beginning of the project;

I - List of mandatory elements of an Air Quality Plan

- (c) techniques used for the assessment.
5. *Origin of pollution*
 - (a) list of the main emission sources responsible for pollution (map);
 - (b) total quantity of emissions from these sources (tonnes/year);
 - (c) information on pollution imported from other regions.
 6. *Analysis of the situation*
 - (a) details of those factors responsible for the exceedance (e.g. transport, including cross-border transport, formation of secondary pollutants in the atmosphere);
 - (b) details of possible measures for the improvement of air quality.
 7. *Details of those measures or projects for improvement which existed prior to 11 June 2008, i.e.:*
 - (a) local, regional, national, international measures;
 - (b) observed effects of these measures.
 8. *Details of those measures or projects adopted with a view to reducing pollution following the entry into force of this Directive:*
 - (a) listing and description of all the measures set out in the project;
 - (b) timetable for implementation;
 - (c) estimate of the improvement of air quality planned and of the expected time required to attain these objectives.
 9. *Details of the measures or projects planned or being researched for the long term.*
 10. *List of the publications, documents, work, etc., used to supplement information required under this Annex.*

IV Cities Air Quality Plans: examples of best practices

BERLIN

Air Quality Plan for Berlin 2011-2017

https://www.berlin.de/senuvk/umwelt/luftqualitaet/de/luftreinhalteplan/download/lrp_150310_en.pdf

(English full version)

Themes and pollutants: traffic (NO₂, PM₁₀, diesel soot), construction sites (PM₁₀, diesel soot).

Objective: for compliance with EU Limit Values for NO₂ and PM₁₀ in long term for the whole city territory; to protect citizens health reducing the number, duration and intensity of the exceedances.

For AQP structure:

- ✓ A full version in English


For consistent implementation of Dir. 2008/50/EC

For attention for social equity in air pollution exposure and related health effects (Environmental justice as a model scheme):

- ✓ Socio-spatial distribution maps of air pollutants in Berlin considered for Urban Planning and AQ measures

For Citizen Awareness efforts:

- ✓ An **AQP Brochure** to explain easily the Plan to the citizens:
https://www.berlin.de/senuvk/umwelt/luftqualitaet/de/luftreinhalteplan/download/lrp_broschuere_en.pdf
- ✓ **maps of congestion, emissions and air pollution** on the main road network created for the Air Quality Plan are made available in Berlin's Environmental Atlas:
http://www.stadtentwicklung.berlin.de/umwelt/umweltatlas/dinh_03.htm
- ✓ **Information on air pollution** available on the website of the Senate Department for Urban Development and Environment:
<http://www.stadtentwicklung.berlin.de/umwelt/luftqualitaet/>



IV - Cities Air Quality Plans: examples of best practices

HELSINKI

Air Quality Plan of the City of Helsinki 2017-2024

<https://www.hel.fi/static/ymk/julkaisut/julkaisu-11-16.pdf>

(English summary)

Themes and pollutants: traffic (NO₂, PM_{2.5}), street dust (PM₁₀), wood burning (PM_{2.5}, B(a)P)

Objective: to get below the annual limit value for NO₂, to generally improve the air quality in Helsinki

For AQP structure:

- ✓ a short summary in English for each report;
- ✓ a separate detailed report with Analysis of Air Quality situation a part from the AQP:

Background Report of the AQP of the City of Helsinki 2017-2024 (English summary)

For Participatory process:

- ✓ Public consultation and Stakeholder involvement description in a dedicated publication:



Interaction Report of the AQP of the City of Helsinki 2017-2024 (English summary)

<https://www.hel.fi/static/ymk/ilmansuojelu/vuorovaikutusraportti.pdf>

(See also Section 6.2 of this Code)

For Citizen Awareness efforts:

- ✓ An air quality citizens awareness brochure
Clean Air for Helsinki - Brochure (English version)
www.hel.fi/air-protection
- ✓ A website with real time information on air quality situation:
Air quality in the Helsinki Metropolitan Area – Website
www.hsy.fi/airquality

Legislation on Air pollution control in Finland

<http://www.ym.fi/en->

[US/The_environment/Legislation_and_instructions/Climate_protection_legislation](http://www.ym.fi/en-US/The_environment/Legislation_and_instructions/Climate_protection_legislation)



IV - Cities Air Quality Plans: examples of best practices

STRASBOURG

Plan de Protection de l'Atmosphère de l'agglomération strasbourgeoise, 2015-2020
<http://www.bas-rhin.gouv.fr/Politiques-publiques/Environnement-prevention-des-risques-naturels-et-technologiques/Air/Plan-de-Protection-de-l-Atmosphere-de-l-agglomeration-strasbourgeoise-PPA>

Themes and pollutants: PM₁₀, NO₂

Objective: Compliance with EU Limit Values for NO₂ and PM₁₀; to reduce citizens' exposure and AQ related health impact also to local exceedances

For AQP structure:

- ✓ rigorous structure and detailed report
- ✓ Impact assessment of measures finalized to consider 'citizens exposure' to several pollutants

For consistent implementation of Dir. 2008/50/EC

For APHEKOM approach in health assessment

For Citizen Awareness efforts:

http://www.laircmonaffaire.net/advice_notes.php?PHPSESSID=28d51b5be9fae3a2c96dee63ff2de88e



IV - Cities Air Quality Plans: examples of best practices

ZAGREB

Air Quality Plan of the City of Zagreb (2015-2023)

<http://www.eko.zagreb.hr/default.aspx?id=247>

Themes and pollutants: traffic (NO₂, PM₁₀, PM_{2.5}), households plants (PM₁₀, benzo(a)pyrene), expansion of measuring stations network for continuous AQ monitoring


Objective: Air quality improvement in the territory of the City of Zagreb and compliance with EU Limit Values. A significant effect on reduction of levels of nitrogen oxides (NO_x), PM₁₀ and PM_{2.5} and benzo(a)pyrene - B(a)P and Ozone (O₃) is expected.

For AQP structure:

- ✓ A full version in Croatian (SGGZ 5/15): Action Plan for Improving Air Quality in the City of Zagreb

For consistent implementation of Dir. 2008/50/EC:

- ✓ The Air Quality Plan of the City of Zagreb format and content are defined in accordance with national legislation in which the provisions of 2008/50/EC Directive have been transposed
- ✓ For regular monitoring reporting:
 - 2015 and 2016 Report on the Implementation of the Action Plan for the Improvement of Air Quality in the City of Zagreb
- ✓ For integration with other Plans and Programmes at local and national scale:
 - *Programme of the City of Zagreb for the protection of air, ozone layer, climate change adaptation and mitigation;*
 - *Sustainable Energy Action Plan for the development of the City of Zagreb (SEAP);*
 - *Plan for the protection of air, ozone layer and climate change mitigation in the Republic of Croatia for the 2013- 2017 period (OG 139/13).*
- ✓ For tackling B(a)P emissions and reduction of ground-level ozone pollution (O₃). For reduction of O₃ precursors (e.g. NO_x, VOC) local measures are not sufficient, and action by the international community within the framework of LRTAP and the related Gothenburg protocol is required.



Legislation on Air pollution control in Republic of Croatia

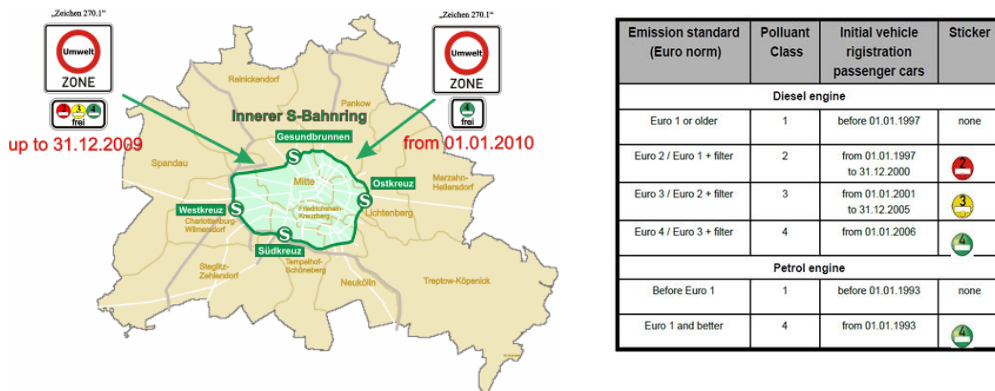
<http://www.mzoiop.hr/en/environment/regulations-and-international-treaties-ratified-or-signed-by-the-republic-of-croatia.html>

V Examples of Air Quality measures

TRANSPORT MEASURES

Low Emission Zone - LEZ for trucks and cars (Berlin)

This emission-based limited traffic zone includes the inner city of Berlin within the suburban rail ring. It covers about 85 km² of a very densely built-up area with more than 1 million residents. The traffic restriction applies permanently and independently from the current pollution level of the air. It is based on German vehicle emissions level classification for which three coloured stickers have been settled to label lowest emission vehicles (highly emitting vehicles have no sticker) in order to help roadside controls in LEZs implementation.



Source: <https://www.berlin.de/senuvk/umwelt/luftqualitaet/de>

The following requirements are effective for the whole area of the LEZ, settled in 2005. *Stage I* from 1.1.2008: Vehicles (trucks and cars) must at least be up to the standards of the emission group 2. Vehicles of emission groups 2, 3 and 4, i.e. with red, yellow or green stickers, are allowed to drive. *Stage II* from 1.1.2010: Only vehicles of emission group 4, i.e. with a 'green sticker', are allowed to drive.

LEZ results in Berlin were assessed in term of vehicular emissions avoided as in the followings. *Stage I*: - 24% of diesel soot, - 14% NO_x; *Stage II*: - 58% of diesel soot, compared to trend without LEZ.

In the framework of the AQ Plan of Berlin 2011-2017, in consideration of the persistent high fraction of Euro 3 diesel vehicles without a particulate filter due to individual exemptions it was decided to limit those only to few categories. The effects of this tightening of the LEZ was assessed by modelling for main roads a reduction of vehicular emissions: - 3.6 t/a of diesel soot (or -3.6% black carbon emissions); - 55 t/a (-1.1%) of NO_x emissions. However, benefits in term of emissions reduction and air quality are expected also in minor roads and beyond the boundary of the LEZ.

V - Examples of Air Quality measures

In term of air quality the effect of the LEZ was assessed in the framework of the AQ Plan of Berlin together with the others 'vehicles technology' measures: the number of residents on main roads affected by EU limit value exceedances could be reduced approximatively by 25% for PM₁₀ and by 46% for NO₂ thanks also the LEZ *Stage II* implementation. Notably this kind of measure allows to reduce the exposure to traffic proximity primary pollutant (-5% of NO₂ and -50% of diesel soot/Black Carbon concentration measured) and less to secondary pollutants such as PM₁₀, more affected by larger scale pollution phenomena.

Berlin experience showed that to reduce the economic and social consequence of this measure it is useful introduce different stages with long transitional periods and economic incentives for scrapping older vehicles to help vehicle owner. Lesson learnt is also that the city management of granting individual exemptions is a human resources cost to be considered in planning.

For more details:

- https://www.berlin.de/senuvk/umwelt/luftqualitaet/de/luftreinhalteplan/download/paper_lez_berlin_en.pdf
- https://www.berlin.de/senuvk/umwelt/luftqualitaet/de/luftreinhalteplan/download/lrp_150310_en.pdf
- Brukmann and Lutz, 2011: Do Low Emission Zones reduce the burden of particulates?, XV ETH Conference on Combustion Generated Nanoparticles, Zurich, June 26th-29th 2011

Additional information about LEZ in German Cities could be found in the following document:

- UBA, 2015: Inventory and effectiveness of measures to improve air quality, TEXTE 05/2015, ISSN 1862-4804
<http://www.umweltbundesamt.de/publikationen/inventory-effectiveness-of-measures-to-improve-air>

V - Examples of Air Quality measures

Congestion Charge (London) - Road pricing to reduce congestion

The congestion charging scheme in London was introduced in February 2003. This road charging scheme charges a daily rate for vehicles to enter and travel in the 21 square kilometres central zone between 7:00 and 18:30 during weekdays. The scheme is supported by an infrastructure of camera sites, using automatic number plate recognition (ANPR) technology cameras placed on the entry points into the congestion zone and in locations within the zone.



Source: <https://tfl.gov.uk/modes/driving/congestion-charge/congestion-charge-zone/road-signs>

Vehicles driving in the charging zone during the charging period are charged a flat rate of £10 per day. Vehicles exempt from the scheme include licensed taxis and minicabs, buses, motorcycles, vehicles for disabled persons including “blue badge” holders and vehicles with 9 seats or more. Residents in the charging zone - of which approximately 40,000 households own a car - are entitled to a 90% discount of the charge.

Within the charging zone road traffic flows have decreased by 15% and mean daily traffic speed has increased by 20 per cent (from 19 km/h to 23 km/h). Congestion in the charging zone has been reduced by 30%. Car trips into the central charging zone has reduced by 65,000 - 70,000 per day. Changes in vehicle km travelled in the charging zone shows an increase in buses (+20%), an increase in taxis (+13%) and a decrease in cars (-29%) and heavy goods vehicles (-11%).

Bus usage has increased inside and outside the congestion charging zone. In terms of air quality, congestion charging in London has been found to reduce emissions of nitrogen oxides and particulates by 12% and carbon dioxide by 19% within the charging zone.

For more details:

- <http://www.tfl.gov.uk/roadusers/congestioncharging/default.aspx><http://www.tfl.gov.uk/roadusers/congestioncharging/default.aspx>



V - Examples of Air Quality measures

T-Charge (London)

The Mayor of London has launched a £10 toxicity '[T-Charge](#)' aimed at older, more polluting vehicles on London roads. The T-Charge, which went into force on 23 October 2017, applies mainly to diesel and petrol vehicles registered before 2006, but also includes later models. The T-Charge aims to help improve air quality in London, in particular with regard to nitrogen dioxide (NO₂) and particulate matter (PM), both of which have an adverse effect on human health.



Source: <https://www.london.gov.uk/what-we-do/transport/mayors-new-ps10-toxicity-charge-londons-most-polluting-cars>

The T-Charge (officially known as the 'Emissions Surcharge') aims to discourage the use of older, more polluting vehicles driving into and within central London. The T-Charge applies in the same area as the existing Congestion Charging Zone.

It is the first step towards the introduction of the Ultra Low Emission Zone (ULEZ), a 24-hour charging zone in central London for older vehicles.

For more details:

- <https://www.london.gov.uk/what-we-do/transport/mayors-new-ps10-toxicity-charge-londons-most-polluting-cars>

V - Examples of Air Quality measures

Environmental Bonus for Buses Cutting Emissions (Helsinki)



Source: <https://www.smartcitiesworld.net/news/news/app-teaches-helsinki-citizens-about-pollution-1793>

Helsinki's goal is emission-free public transport by 2025.

Environmental bonuses are paid on the basis of a tendering process to bus operators for measures to cut emissions. The tendering process takes account of both carbon emissions and harmful local emissions such as small particles and nitrogen oxides. The emphasis is on reducing nitrogen oxides and carbon emissions.

Bonuses are paid for new measures that exceed the commitments set out in the currently valid contracts. Helsinki assesses the measures offered and pays bonuses according to the emission reductions achieved. The costs of emissions avoided are assessed according to the Directive 2009/33/EC. Measures are ranked according to their cost-effectiveness and they are procured with the allotted sum of money (1 million euros in 2016). The bonus has been applied to finance emission reductions by using biofuels and by retrofitting EEV buses with high NO₂ emissions (15 000 euros per retrofitted bus).

After the retrofit the emissions of these EEV buses in real world driving were measured and found to be on the Euro VI level. There is an environmental zone in the city centre applying to local Helsinki buses and Helsinki waste collection vehicles. When new lines and areas are opened for competitive bidding, the buses and waste collection vehicles operating within the environmental zone must comply with the Euro VI emission norms. The environmental zone covers the Southern part of the Hakamäentie road.

For more details:

- <https://www.hsl.fi/en/news/2016/hsl-invests-one-million-euros-reducing-emissions-9094>

V - Examples of Air Quality measures

Cleaning public transport (Berlin)



Source: <https://www.berlin.de/>

The public transport company of Berlin (BVG) operates a fleet of currently about 1,320 buses. These buses are equipped since the late 1990s gradually with particle filters. Prior to entry into force of the Clean Air Plan 2005, about 72 % of the buses were equipped with particulate filters. With these filters, the particulate emission of buses was reduced by about 70-90%. In addition to the particle emission the buses also contribute significantly to local pollution by nitrogen oxides. In 2005 the following goals to reduce emissions of the buses were set out in the Clean Air Plan: full retrofitting with particulate filters by 2010 and conversion to Euro5/EEV-Standard of 600 buses by 2010.

The objectives of the Clean Air Plan were implemented in the local transport plan (NVP) of Berlin from 2006 to 2009 and incorporated in the draft NVP 2010-2014. The BVG has procured between 2005 and 2010 a total of 923 buses, 161 of them with the exhaust emission standard Euro 3, 409 with Euro 4 and 353 with EEV/Euro 5.

All newly purchased diesel buses are equipped with a closed particulate filter.

For more details:

- http://www.stadtentwicklung.berlin.de/umwelt/luftqualitaet/de/luftreinhalteplan/download/Luftreinhalteplan_Berlin_2011.pdf

V - Examples of Air Quality measures

Buses retrofitting for NO_x (Copenhagen)

City buses contribute to a large proportion of air pollution in cities because normal filters and catalysts only function well with high motor temperatures. The low speed and many stops counteract the traditional pollution reduction systems in cities.

In order to improve the air quality for the citizens, 299 diesel buses in Copenhagen has been fitted with an innovating NO_x reduction technology that neutralizes NO_x emissions even at low motor temperatures, reducing emissions by 90-95%.



Source: <https://ing.dk/artikel/299-busser-i-koebenhavn-har-faet-nox-og-partikelfiltre-182756>

The upgraded fleet is a mix of both older and newer vehicles, and after the upgrade they are robustly meeting Euro VI emissions legislation in all real driving conditions, including congested city driving and at sub-zero temperatures.

City of Copenhagen has reduced NO_x emissions by up to 95% on its public buses since implementing new clean air filters in early 2016. The total amount of NO_x emissions in Copenhagen have been reduced by 4% as a result of the new bus filters.

For more details:

- http://www.cleanaireurope.org/fileadmin/user_upload/redaktion/downloads/The_Danish_Ecocouncil/Clean_air_CPH_2014_UK.pdf
- The Danish Council, 2014: CLEAN AIR COPENHAGEN: Air quality challenges and solutions, ISBN: 978-87-92044-65-5, January 2014

V - Examples of Air Quality measures

Cycling networks, Cycling Highways (Copenhagen/Groningen/London)

A Cycle Super Highway is a cycle highway, where the commuters' needs have been given the highest priority. The project seeks to create routes that offer fast, comfortable and safe service. A Cycle Super Highway is defined both by its location, as well as its physical qualities. The highway should connect areas with many workers and students to their homes, and to public transportation possibilities as well. The highways should be fast, meaning as direct as possible and with as few stops as possible. A good example of how this is achieved is by the use of green waves. Traffic lights are normally coordinated in favour of cars, but the aim for the Cycle Super Highways, is for traffic lights to be adjusted for cyclists along the many main traffic arteries. At a speed of 20 km/h, cyclists will be able to surf a wave of green lights through the city during rush hour.



Source: <http://denmark.dk/en/green-living/strategies-and-policies>

Furthermore, the highways have to be comfortable and safe. Comfort is secured by the use of high quality asphalt and maintenance. Security is achieved for instance, by clear marking and distance to cars including advanced stop lines, to make cyclists more visible to motorists, as well as sufficient lightning. In order to reduce risks of accidents, many intersections will be restructured in order to give cyclists priority. For example, in intersections with separate traffic lights for bikes, the cyclists may get a green light four seconds before cars would. In some cases, the head start would be as much as 12 seconds. These initiatives make the cyclists far more visible in traffic. In addition, you get to where you're going quicker. Clear signage will make it easy for the commuter to find his way. To minimize clutter, design will be based on traditional signage and we will use existing posts where possible. Maintenance is essential for the commuters, especially during the winter. The Cycle Super Highways will be given the highest priority in each municipality, concerning issues of road repair and snow removal.

For more details:

- <http://www.cykelsuperstier.dk/sites/default/files/Cycle%20Super%20Highways.pdf>
- <http://www.cykelsuperstier.dk/concept>
- <http://www.aviewfromthecyclepath.com/2009/02/how-groningen-grew-to-be-worlds-number.html>
- <http://www.tfl.gov.uk/roadusers/cycling/11901.aspx>

V - Examples of Air Quality measures

Parking discount for Low-emission Vehicles (Helsinki)



Source: <https://www.ksml.fi/kotimaa/Tuleeko-sakko-jos-parkkimittari-on-rikki-%E2%80%93-pys%C3%A4k%C3%B6innivalvoja-kertoo/192892>

Low-emission vehicles get a 50 % reduction on parking fees in Helsinki. The discount applies to all paid car parks in general traffic areas controlled by the city. It also applies to paid resident and corporate parking permits. In order to get the discount, the parking charge must be paid either by mobile phone or a specific payment device (Comet).


The emission criteria are reviewed regularly. The criteria cover both carbon dioxide emissions and regulated emissions which have an impact on air quality. These emissions are regulated with Euro norms. From the beginning of 2017 the criteria are Euro 5 for all types of cars and specific CO₂ limits depending on the fuel: 50 g/km for diesel cars (only plug-in hybrids fulfil this criteria), 100 g/km for petrol cars and 150 g/km for natural gas (bifuel) and ethanol (flexifuel) cars. All fully electric cars and electrically operated class L vehicles which have been registered for road use are categorized as low-emission vehicles.

For more details:

- http://www.hel.fi/www/helsinki/en/maps-andtransport/parking/vahapaastoisten_alennus

V - Examples of Air Quality measures

Smart Solar Charging for electric cars (Utrecht)



Source: <https://smartsolarcharging.eu/uniek-energiesysteem-in-utrechtse-wijk-lombok-breidt-uit-in-de-regio/>

The measure involves the development of renewable energy (solar power) in combination with storage in electric car batteries of a surplus of the decentralized produced power in order to avoid grid stress. Electric cars can be charged and discharged according to the demand of the power in the house or the electric car battery. Bidirectional charging points for electric cars, provide optimal use of decentralized generated solar power. At this charging point, the car can both charge and discharge wherever the power is necessary. The car battery is therefore used as a storage unit for solar energy that can be used when necessary.

Solar powered electric mobility is made accessible to a large audience by sharing the costs among users. Through a website 'We Drive Solar' residents can apply for a 100% (shared) electric car with a range of 300 kilometres, which also forms part of a local energy system on solar energy. All residents, businesses and organizations in the province of Utrecht can participate. Entry fee: € 99, - per month, including mileage, insurance and an app to unlock the car. Each car gets its own parking space and charging point. There are 150 cars available.

For more details:

- https://youtu.be/4FehgeU62Jk?list=PLvzHLhum83vvafIbil9BcQPzea1DrB5_6

V - Examples of Air Quality measures

Street cleaning and dust binding to reduce re-suspension (Helsinki)

Street dust concentrations in Helsinki have been successfully reduced by:

- intensive street cleaning with high-pressure washing equipment;
- dust binding with calcium chloride solution.



Source: http://www.redust.fi/files/2015/03/Laymans-report_net2.pdf

Different methods of cleaning streets were studied in the REDUST Life + project in 2011-2014. The best results for respirable street dust mitigation in the street cleaning demonstration tests were achieved with methods which apply high pressure water washing, such as the modern street scrubber. During first day after treatment the emission reduction was approximately 40% and during the first week after treatment on an average 20%. Compared to traditional street cleaning equipment (so-called suction sweepers) the modern street scrubber has additional high pressure washers which reach the dust accumulated in the pores of street surfaces. Reduction in respirable street dust emissions was not recorded for a traditional suction sweeper in the demonstration testing. The traditional method is based on mechanical brushing and suction, which does not deep-clean the street surface like the machines with actual pressure washers. But when the traditional suction sweeper was operated in combination with a separate lorry using high pressure washing, reductions in respirable street dust emissions were achieved.

Dust binding refers to the spreading of liquid solutions on paved streets to mitigate street dust emissions. In the Helsinki region mainly calcium chloride is used for dust binding.

The effects of dust binding on street dust emissions were studied in the REDUST Life + project in 2011-2014. The results showed that dust binding is a very cost-effective way to reduce high street winter and springtime dust concentrations in road environments. Targeted dust binding to street edges and to the area in the middle of the lanes decreased street dust emissions by approximately 40% during two days after the action and whole lane dust binding by approximately 60% for three days after the action.

For more details:

- REDUST Life + project website, Layman's report:
http://www.redust.fi/files/2015/03/Laymans-report_net2.pdf
- REDUST Life + project website, Best practices report:
<http://www.redust.fi/files/2014/12/REDUST-best-practices.pdf>

V - Examples of Air Quality measures

CONSTRUCTION SECTOR MEASURES

Non-Road Mobile Machinery Low Emission Zone - NRMM LEZ (London)

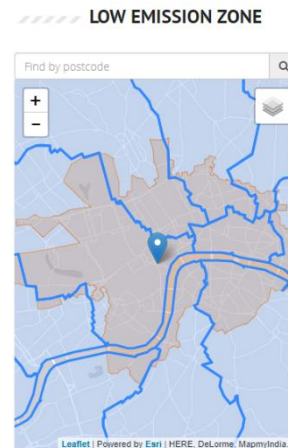


LONDON'S 'LOW EMISSION ZONE' FOR NON-ROAD MOBILE MACHINERY

Low emission zone for non-road machinery e.g. construction machinery: within central areas of London all NRMM must meet Stage 3B (3A in outside central London).

For more details:

- <http://nrmm.london/>



Source: <http://nrmm.london/>

V - Examples of Air Quality measures

Particle Filters eco-label for construction machinery (Berlin)

On public works sites in Berlin, many construction machines have to meet environmental requirements. Compliance with the requirements must be demonstrated by the contractor. To simplify this, an eco-plaque for construction machinery was created in Berlin: it is an eco-label in terms of public procurement law.

The environmental standards required on public works sites in Berlin are usually met by new machines without further systems. Older machines can still be used if they are retrofitted with a particulate filter. In these filters, the very smallest soot particles are retained, so that both the particle mass and the number of particles in the exhaust gas are reduced by more than 90%.

The introduction of environmental standards for construction equipment and filter retrofitting is a new challenge for many construction companies. For a successful retrofit, careful filter selection and proper maintenance are essential. Therefore, the Senate Department for Urban Development and Environment promotes a consultancy project by 2016 that provides companies with technical support.



Source: <https://www.berlin.de/>

For more details:

- <https://www.berlin.de/senuvk/umwelt/luftqualitaet/de/baumaschinen/plaketten.shtml>

V - Examples of Air Quality measures

HEATING SUPPLY MEASURES

Ban of solid fuels for household heating (Kraków)

The European Environmental Agency has ranked the City of Krakow the third most polluted city in Europe. Being air quality an issue for a long time in the city of Krakow it has inspired grass-root initiatives such as the Krakow Smog Alert (Krakowski Alarm Smogowy).



Source: <http://www.krakowpost.com>

Acceleration of anti-smog activities was possible thanks to the LIFE Integrated Project 'Implementation of Air Quality Plan for Małopolska Region - Małopolska in a healthy atmosphere', LIFE-IP MALOPOLSKA - a project implemented by the regional authorities of the Małopolska Region and Silesian Region, the Krakow Smog Alert and 55 municipalities including the City of Krakow.

The Regional Assembly of the Małopolska Region adopted in 2016 a ban of coal and wood as heating fuels in Krakow starting September 2019, through a specific **Municipal Regulation** (so-called anti-smog resolution). This is a radical measure for Poland and the acceptance for these new laws by the city inhabitants wouldn't be possible without the long and active engagement of initiatives such as the 'Krakow Smog Alert' and support from regional and local authorities offering subsidies up to 100% for solid fuel boilers replacement and additional assistance in covering the differences in heating costs for people affected by energy poverty.

At the beginning of 2018, less than 10,000 boilers and stoves remained in Krakow out of 24,000 counted in 2015.

For more details:

- <https://powietrze.malopolska.pl/en/anti-smog-resolution/>



V - Examples of Air Quality measures

District heating mandatory for new buildings (Upper Austria)

The Air Quality Protection and Energy Act of Upper Austria regulates the installation and use of heating systems.



Source: <https://www.upperaustria.com>

Since 2012 it requires new public buildings and apartment buildings including more than three apartments to be connected to a public district heating system in the case such a system is available.

In addition, cities where are quality limit values are breached might require all new apartment buildings to be connected to the district heating system. This is the case in the city of Linz.

There are exemptions for buildings with heating systems based on renewable energy and passive houses.

For more details:

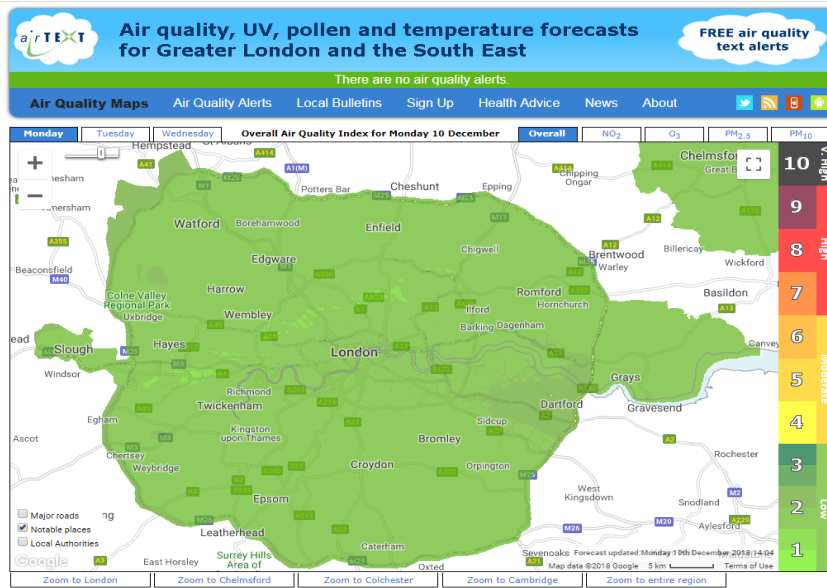
- http://www.land-oberoesterreich.gv.at/cps/rde/xchg/ooe/hs.xsl/68293_DEU_HTML.htm
- http://www.land-oberoesterreich.gv.at/cps/rde/xchg/ooe/hs.xsl/110309_DEU_HTML.htm

V - Examples of Air Quality measures

CITIZENS' AWARENESS MEASURES

Air Quality Alert Websites (London)

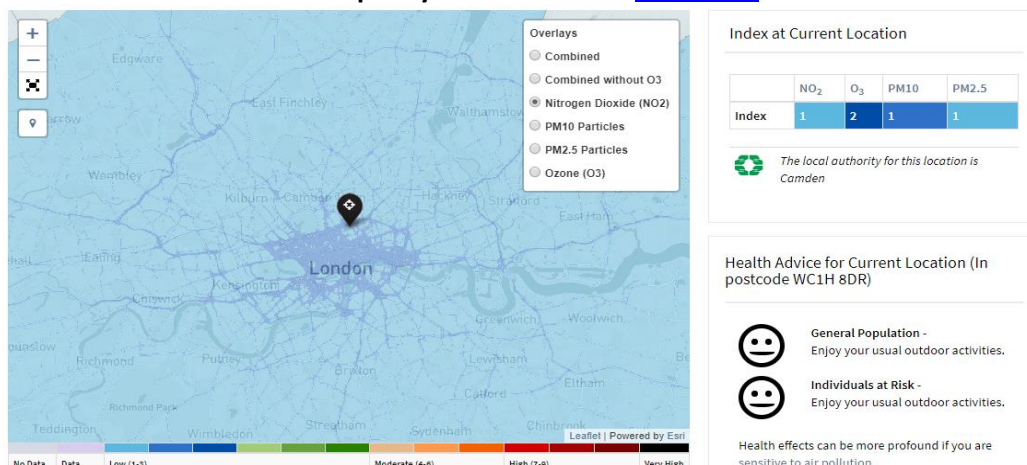
A dedicated website shows maps with **forecasts** of expected air quality over the **next three days**, to enable citizens to plan ahead. It is possible to see the **'health advice'** to learn more about how the expected pollution levels might affect citizens health. The maps are produced using CERC's world-leading **'ADMS-Urban'** air quality model. Free air quality alerts are available on demand on **Mobile App**.



The maps show **forecasts** of expected air quality over the next three days, to enable you to plan ahead. Measurements of current air quality are available on LondonAir. See the **health advice** to learn more about how the expected pollution levels might affect your health. The maps are produced using CERC's world-leading ADMS-Urban air quality model.

Source: <https://www.airtext.info/>

Measurements of **current air quality** are available on LondonAir web site.



Source: <https://www.londonair.org.uk/london>

For more details:

- www.airtext.info/
- <http://www.londonair.org.uk/LondonAir/Default.aspx>

VI Recommendations for Air Quality Planning on Good Policies, Governance and Practices

In the following sections are reported some recommendations formulated by the cities that responded to a survey launched by the PAQ to its members in the framework of WP4 activities, which prepared Action 2 - Better Air Quality Planning (Governance).

These recommendations, fully implemented in the text of this Code, could be used for inspiration by cities in drafting, implementing and monitoring their own Air Quality Plan (AQP).

Policies

Aspects to be considered when drafting AQP

- **Complementarity of all activities defined in the AQP and those included in other relevant Planning documents of the City**, in order to obtain a positive synergistic impact and measurable
- **Complementarity with other strategic documents adopted on regional and national level**

Governance

Aspects to be considered when drafting AQP

- **Involving the Stakeholders who carry out the actual air quality measures** (e.g. procurement of **bus fleet**, **traffic system planning offices**, **tertiary system representative organizations**, **energy supplier agencies**) in preparation for the plan, to ensure their full implementation
- **Stakeholder/Public Consultation**
- **Looking for Political and Public support for air quality measures listed in the AQP**
- **Looking for available funding for specific measures**

ISSUES TO BE addressed in drafting AQP

SELECTION OF MEASURES TO BE ADOPTED

- Verifying if **any management/maintenance of air quality measures need to be enforced by Local Environmental Protection Agencies or National Authorities** (e.g. Large infrastructures within the boundary or in the near proximity of the City)

ISSUES TO BE addressed in MONITORING AQP

MONITORING IMPLEMENTATION OF AQP

- An important component of the process of implementation of AQP is **supervision and control** through **reports on measures implementation**, which contain a



VI - Recommendations for Air Quality Planning on Good Policies, Governance and Practices

description of measures, information on undertaken activities, performance assessment, potential issues, deviations and justification. Based on such feedback it is possible to consider the **effectiveness of the selection of measures defined in the plan** or **avoid potential problems in the development of new and/or other plans**

How to deal with Air Quality issues that cannot be solved at urban level

REGIONAL AND METROPOLITAN ISSUES

- **Involvement of Regional or Metropolitan area Organizations and Agencies** in order to better manage main emission sources (e.g. roads and highways, public transport, Local Environmental Authority)

NATIONAL ISSUES

- As far as over-regional issues are concerned **City Authorities could send communication to or look for dialogue with relevant National Ministries asking them to take action** (e.g. to amend the legislation concerning vehicle taxation and to enable regional congestion charges with the revenue directed to the region in question)
- **Lobbying Central Government** on a number of air quality issues that cannot be resolved solely at a city level (e.g. a national diesel scrappage scheme, reform to Vehicle Excise Duty, a new Clean Air Act)
- **The City Authorities could also address these issues to a National Council with representatives of cities/big cities**

INTERNATIONAL ISSUES

- **Lobbying at international level**

Tuning between cities AQP and AQP developed for other zones and agglomerations

During the development of the AQP it is important to:

- to create **co-operation between national, regional, agglomerations and cities authorities**, in areas where air quality standards are not met (crossing areas) **to meet the limit values**
- **to request opinions** on the Plan and its measures **from the neighbouring cities that belong to the Metropolitan Area**, in order to cooperate and harmonize measures
- **to align cities air quality strategy with Regional Air Quality Plans and National Air Quality Strategy, Plans and Programs**

Practices

- **Following the suggestions and source of inspiration listed in the present Code of Good Practice for Cities Air Quality Plans, which is, at present, the best Recommendation for AQ planning.**





Comune di
Milano



Publication as pdf: <https://ec.europa.eu/futurium/en/air-quality>

ISBN 9788894413519 ISBN-A 10.978.88944135/19

<https://doi.org/10.978.88944135/19>

© AIE/Ediser, 2018

