



STATE VETERINARY ADMINISTRATION
Czech Republic

Slezská 7, 120 56 PRAGUE 2 Phone: +420 227 010 142 Fax.: +420 227 010 191

Belgium

Your letter:

d/d: Dr. Ninčáková
Our reference: 2009 / 2674 / SVS
Department: Animal Health and Welfare
Phone: +420 227 010 146
Prague: 22 June 2010

European Commission
Directorate D - Animal Health and Welfare
Dr. Bernard Van Goethem - Director
Office B232 3/85
Rue de la Loi 200
B - 1049 Brussels
BELGIUM

Re: Annual reports on the inspections of farm animal husbandries and transport of animals for the year 2009

Dear Dr. Goethem,

Please find attached information as regards supervision of farm animal husbandries according to Council Directive 98/58/EC concerning the protection of animals kept for farming purposes and Commission Decision 2006/778/EC concerning minimum requirements for the collection of information during the inspections of production sites on which certain animals are kept for farming purposes.

The information on the supervision of transport of animals according to Article 27 of Council Regulation (EC) No 1/2005 on the protection of animals during transport and related operations and amending Directives 64/432/EEC and 93/119/EC and Regulation (EC) No 1255/97 is also included.

The results of the inspections are presented in tables together with a report and a plan for the following measures based on the analysis of the results.

Kind regards,


Assoc. prof. Milan Malena, DVM, Ph.D.
Director General (CVO)

Enclosure:

Report 2009 with the analysis of the results and the action plan for the following measures

Tables:

- 1a, 1b Information according to Decision 2006/778/EC - calves, laying hens, pigs
- 2a, 2b Information according to Decision 2006/778/EC - others
- 3a, 3b Information according to Article 27 Regulation (EC) No. 1/2005



STATE VETERINARY ADMINISTRATION

Czech Republic

ANIMAL PROTECTION PROGRAMME

Situation in 2009

Chapters: Supervision of the protection of farm animals

Transport of animals

Introduction

The bulletin ANIMAL PROTECTION PROGRAMME - Situation in 2009 presents information on the protection of animals and their welfare in the Czech Republic (CR) in the period from 1993 to 2009 with a more detailed analysis of the situation prevailing in 2009. Activities performed in this field in the referred to period were carried out in line with Act No 246/1992 Coll., on the protection of animals against cruelty, as amended (Animal Welfare Act), last amended in 2009. The relevant European Community (EC) legislation was also applied.

The supreme authority of animal protection in the CR throughout the monitored period was the Ministry of Agriculture (MoA) which is responsible for the performance of state administration in this field. In 2009 an autonomous Animal Welfare Unit (AWU) was set up within the Animal Commodities Department of the MoA and the Central Commission for Animal Welfare (CCAW), composed of newly appointed representatives of the competent state authorities and of interest associations, became an advisory body to the Minister of Agriculture.

Throughout the period the supervision of the animal protection was performed by the Veterinary Administration bodies pursuant to the methodological guidance. Evaluation of their activities is presented also by tables, charts and maps with explanatory notes. A total of 194 659 inspections were carried out in the monitored period. In 2009 the inspectors of Regional Veterinary Administrations (RVA) conducted a total of 14 688 inspections. In 2009 deficiencies were detected in 880 cases and involved 78 181 animals. The number of proposals to initiate the administrative procedure pursuant to the Animal Welfare Act submitted to the municipal authorities of municipalities with extended powers dropped in 2009 to 426, compared to 705 proposals submitted in 2008. Nonetheless, it has to be taken into account that also other penalties were imposed, e.g. 181 penalties were imposed in the procedure to issue an administrative order.

The statistical data reveals that in 2009 a decline in the number of heads/birds was reported almost in all farm animal species. The analysis of inspections performed in farm animal husbandry indicates that the largest share (91.7%) of inspected animals remains to be represented by poultry. Inspections in poultry, however, accounted only for 6.9 % of conducted inspections. The balance of inspection methodology on the contrary is illustrated by the fact that with respect to the size of herds a relatively high proportion of inspections (58.8 %) had to be carried out at cattle farms, though the number of inspected animals in case of cattle represented only 1.5 %. Similar situation prevailed in the inspection of pig establishments. The charts of the number of inspections conducted suggest that in recent years the situation in the field of inspections is fairly stable, while in the other areas the data is close to that ascertained in 2000. An increase is generally reported when a new legislation takes effect or in case of the conduct of targeted inspections. An adverse and persistent rise in numbers, namely both of the recommended measures (12.4% in 2008; 12.5% in 2009) and the law violations (8.9% in 2008; 11.2% in 2009) has been reported in companion animals ever since the onset of monitoring.

The table 1a, in accordance with European Commission requirements, gives information on inspections of selected animal species and categories pursuant to Directive No 98/58/EC expressed in percentage (see table 1b). Similar data on inspections of other selected animal species and categories pursuant to Directive No 98/58/EC expressed in percentage is provided in Tables 2a, 2b.

Developed in compliance with Commission requirements are also Tables 3a, 3b presenting an overview of the protection of animals during transport.

The ANIMAL PROTECTION PROGRAMME bulletin is available on <http://eagri.cz/> or <http://www.svscr.cz>.

Supervision of the protection of farm animals

In the supervision of farm animals related activities a total of 10 388 inspections were conducted in 2009, which is by 1 836 inspections less than in 2008. These inspections involved 23 225 521 animals. E.g. in 2007 they involved 43 738 991 animals since more poultry or fish farms were inspected. In 2009 deficiencies were detected during 489 inspections and involved 51 639 animals. Altogether 144 proposals to initiate the administrative procedure were submitted to municipal authorities of municipalities with extended powers, but also others forms of penalties were applied, e.g. 66 penalties were imposed in administrative procedure.

Cattle.

In the course of 6 464 inspections (7 783 in 2008) focusing on diverse use of cattle a total of 353 284 animals (568 634 animals in 2008) of all categories were inspected. The given data does not include the data of daily welfare checks in consignments of animals at slaughterhouses, the same applies to all the other animal species mentioned below. Deficiencies were detected during 155 (283 in 2008) inspections and involved 2 541 (8 038 in 2008) heads of cattle.

In accordance with the legislation requirements the inspection in cattle breeding establishments concentrated on various age categories of cattle. Pursuant to the EC methodology altogether 1 643 calve holdings were checked and shortcomings were identified only in 29 cases (64 in 2008). Compared to 2007 and 2008 the number of detected deficiencies dropped again. It can be attributed to the improved awareness of breeders on legislative requirements. In 17 cases non-compliances with appropriate husbandry practice were detected at farms, in 12 cases shortcomings were detected in registration and record keeping. In 12 holdings the quality or the method of watering calves and feeding them were non-compliant. The summary of this data is given in Tables 1a, 1b.

Also 3 812 holdings with other categories of cattle (apart from calves) were subject to inspections and shortcomings were detected in 110 cases. The largest share of identified deficiencies was again reported in husbandry practice (91 cases), registration and identification (28), feeding (20) and space allowances (11) as presented in Tables 2a, 2b.

Of 20 inspections carried out at animal gatherings a deficiency was detected during 1 inspection only and an overall improvement can be stated. The analysis of referred to deficiencies suggested that most frequently they consisted in the non-compliance with the minimum standards. Just like in other farm animal species, this situation was discussed at RVA inspector meetings as well as during training courses for breeders and advisors in connection with the preparation for Cross Compliance controls.

Pigs.

During 1 834 inspections of diverse use of pigs a total of 849 691 pigs were checked. The summary of inspections pursuant to Directive No 98/58/EC states that 836 holdings were subject to inspections. Unfortunately, the existing system of the Integrated Agricultural Register (IAR) does not monitor the technology of husbandry, thus in the evaluation the results of inspections were analysed only based on the protocols so that "group pens" and "individual pens" of pigs can be taken into account (see Tables 1a, 1b). During 34 % of inspections conducted at farms with group housing e.g. unfit husbandry conditions and shortcomings in the care of pigs were identified. The evaluations also revealed that in this animal species the largest share in the total number of deficiencies in both the types of breeding establishments relates to improper feeding and watering, namely in 21% in both the group rearing and individual pens. It concerns especially the provision of adequate share of crude fiber in feedingstuffs for the given category of sows. Similar proportion of deficiencies was reported already in 2007 and 2008. For the sake of comparison, in 2006 the highest number of shortcomings identified in inspected holdings related to the equipment of farms and the quality of used premises. The interest associations of animal protection in their campaigns, including the international CIWF campaign, pointed at routinely done tail docking in pigs.

Poultry.

In gallinaceous fowl establishments a total of 886 inspections were performed covering 21 270 902 birds (381 inspections covering 16 614 893 birds in 2008). Deficiencies were detected in

11 cases and involved 15 705 birds. Similarly to 2008, especially in summer 6 inspections detected difficulties with ensuring animal hygiene conditions (e.g. overheating of houses without adequate ventilation) and some more inspections identified deficiencies related to the failure to observe good husbandry practice and inappropriate feeding and watering. Altogether 119 inspections were carried out at exhibitions and similar public performances with no deficiency detected.

In laying hens establishments the evaluation pursuant to the methodology of Council Directive No 98/58/EC (see Tables 1a, 1b) was made for 2009. The inspection of 15 holdings with free range conditions identified no deficiencies and the same applies to 31 inspections of laying hen holdings with deep litter system. It shall be noted that also farms with less than 350 laying hens were subject to inspections. Shortcomings were neither detected during inspections of 6 holdings with enriched cage systems and 36 holdings with unenriched cage systems.

A total of 259 inspections were carried out in establishments with other categories of domestic fowl, during which 4 cases of deficiencies were discovered (see Tables 2a, 2b). They concerned the failure to equip the establishment with appropriate alarm systems. Throughout the year the keepers were continuously updated on amendments to legislation setting out the stocking density per 1 m² for chickens kept for meat production. During 18 inspections on turkey farms no deficiencies were discovered. A total of 19 inspections conducted in ratites establishments discovered only a single non-compliance with the size of housing (see Table 2a).

In laying hens and broilers holdings, matters concerning husbandry and other activities involving poultry were linked to inspections for the implementation of Salmonellosis eradication programme.

In water fowl establishments a total of 35 inspections were carried out. During inspections conducted in 19 geese establishments one deficiency was detected. Poor quality of range areas was detected once during 16 inspections of ducks establishments (see Tables 2a, 2b).

Sheep and goats.

Sheep and goats were inspected both in breeding establishments and companion animal establishments in the course of 868 inspections (752 inspections in 2008), of which deficiencies were detected during 111 inspections (119 inspections at farms in 2008) and involved 1 729 sheep or goats on 105 farms (see Table 2a). During inspections pursuant to the EC methodology (see Table 2b), the largest percentage of non-compliances in sheep and goats were detected in identification of animals, registration and record keeping (44%); in husbandry practice, namely 35% in sheep and 27% in goats (e.g. failure to provide appropriate breeding aids, to monitor the farrowing and pregnant ewes in winter); and malnutrition, namely 12% in sheep and 11% in goats. In case of companion animal establishments deficiencies consisted repeatedly in keeping the animals in non-compliant premises and failure to notify their keeping. During inspections at public performances no shortcomings were found.

Fur animals.

No deficiencies were detected during 7 inspections (see Table 2a).

Supervision of transport of animals

With respect to the amendment to Animal Welfare Act in 2009 the requirements as laid down by Council Regulation (EC) No 1/2005 were applicable also to the national transport. Registrations of transporters issued prior to 2005 were cancelled and all the registered transporters were obliged to fulfil the requirements defined in the referred to Regulation. On SVA website a total of 393 transporters of animals with Type-1 certificate and 214 transporters of animals over long journeys with Type-2 certificate were registered. Altogether 675 road vehicles for long journeys, with specifications for various animal species, were registered.

It shall be highlighted that two different methodological approaches were applied in the processing of results of inspections of animal transport and their analyses. In total 2 064 inspections (2 456 inspections in 2008) were conducted apart from 195 061 inspections of transport to slaughterhouses (see Table 3a - line E 4.1.1.) and involving approximately 11.3 million of transported animals. Deficiencies were detected in 26 cases and covered 12 503 animals. Corrective measures were imposed in 2 cases, penalties were inflicted in 13 cases and in 7 cases a proposal to initiate the administrative procedure was submitted to municipal authorities of municipalities with extended

powers. In additional cases, the information on deficiencies during transport of animals was forwarded to the competent authorities in the EU Member States.

In 5 cases the RVA inspectors participated in the investigation of traffic accidents of trucks transporting animals, which resulted in the necessity to conduct immediate euthanasia of some injured suffering animals and to transport other animals to slaughterhouses. The worst traffic accident happened on the 126th kilometre of D1 motorway to Brno near Řehořov where a truck transporting 657 pigs tipped over. The driver was not injured but the animals got stuck in the truck.

A joint action together with the Transport Police of the CR focused on checking the conditions of animal transport as laid down by EC as well as national legislation was conducted in 2009 e.g. in Plzeňský region and was coordinated by the Regional Veterinary Administration and Police of the CR. For this one-day operation, 7 stationary points were set up and 3 mobile patrols were put into action. Altogether 9 transporters of live animals were checked during the operation and in 5 cases violation of legal norms of diverse gravity was detected. In total, the transport by road of 415 heads of pigs, 27 heads of cattle and 2 horses was inspected. Penalties were imposed upon the checked entities in the course of administrative procedure for non-compliance with the legislative requirements.

Evaluations pursuant to the EC methodology, comprising also the number of inspections of slaughtered, exported and imported animals, are presented in Table called "Report on the protection of animals during transport in 2009" (see Tables 3a, 3b) and naturally, the number of inspected consignments as well as animals are many times higher.

Particularly during the inspections of transit transport and at approval procedure difficulties arose in the checks of compliance with and implementation of provisions of Council Regulation No 1/2005 as a consequence of unclear technical conditions. We tried to tackle these difficulties through bilateral meetings with the competent authorities of the Member States and through participation in international seminars and conferences focusing on these issues. Inspectors attended the training held by the EC. At 6 training centres more training courses to acquire the certificate of competence for drivers and attendants were held and in total 428 persons underwent the training and were granted the certificate in 2009.

Conclusions

The "Animal Protection Programme" in the CR has been run and evaluated in the CR ever since 1993, which makes it possible to see the dynamic development in this area in the Czech Republic. The individual chapters outline the evaluation of activities in relation to individual species and groups of farm, companion, wild and experimental animals. The data in tables, charts and maps provides comparisons between the current situation and the situation in previous periods. The maps show the situation at the beginning and at the end of the monitored period, i.e. in 1994 and in 2009. The submitted results indicate that the situation in different segments and in the monitored activities involving animals consolidates. It shall be taken into account that the achieved effect in objective evaluation cannot reach 100%. That is why the deficiencies in individual segments are evaluated and subject to criticism. The technical conditions for the implementation of Council Regulation No 1/2005 have not yet been ensured and their application at a general level only complicates the efforts of transporters as well as inspection bodies to deal with the issue. A topical issue influencing not only the animal welfare but also the economics of breeding is the implementation of requirements laid down in EC Directive on chickens kept for meat production. Another amendment to the Animal Welfare Act will be necessary, e.g. with respect to Council Regulation (EC) No 1099/2009 on the protection of animals at the time of killing and also other amended national and EC legislation.

Measures to be taken based on the analysis of results:

- In the field of animal protection and animal welfare, attention shall be paid to professional and organisational tasks ensuing from the membership of the CR in EC bodies concerning
 - the "Universal Declaration on Animal Welfare",
 - the proposal for an amendment to Directive on the protection of experimental animals,
 - technical requirements complementing Council Regulation (EC) No 1/2005,

- proposals for the current problems of animal protection and animal welfare.

- The MoA, SVA CR and competent state authorities in cooperation with the CCAW as an advisory body to the Minister of Agriculture will in their activities build on the "Community Action Plan for the Protection and Welfare of Animals 2006-2010". Additional comments and analytical findings will be submitted to the competent authorities with regard to the drafting of legislation at the Community level.
- When amending the legislation, requirements to reflect the EU legislation shall be met - compliance with the implementation of the amended Council Regulation (EC) No 882/2004 on official controls performed to ensure the verification of compliance with feed and food law and animal health and animal welfare rules. An emphasis will be placed on the adoption of legislation (decrees) in compliance with the provisions of the Animal Welfare Act.
- Animal protection authorities, particularly the MoA and SVA CR, shall together with the Ministry of Transport create conditions for the implementation of Council Regulation No 1/2005.
- More legislation will be harmonised with the EC legislation, primarily with Council Regulation (EC) No 1099/2009 on the protection of animals at the time of killing.
- The MoA and competent authorities shall create conditions for the implementation and evaluation of cross-compliance (CC). Based on the results of inspections conducted in animal welfare under the "Animal Protection Programme", or bearing in mind the risks identified in other areas, or based on foreign experience selected risks shall be identified which are relevant for the welfare of animals in breeding and which shall be taken into account in the conduct of inspections. In 2010 activities involving inspections of individual cattle and pig categories are foreseen.
- MoA, SVA CR and competent authorities shall prepare conditions for successful cooperation and discussions with experts during the scheduled DG(SANCO) missions.
- The SVA CR in line with the amendment to the Veterinary Act and its implementing legislation shall ensure the compliance with the conditions of supervision of the protection of animals and animal welfare; inspections will be conducted pursuant to the new methodological guidelines and in accordance with the "Guidelines for the conduct of internal audit of the SVA CR official control systems" comprising efficient procedures for the verification of effectiveness of official controls and follow-up measures.
- The SVA CR shall analyse and evaluate the "AP Programme" at the meetings of RVA Chief inspectors. Information on the evaluation of activities in the field of farm animals breeding, inspections of transport and use of experimental animals, including this bulletin, will be forwarded to the EC.
- In 2010 the SVA CR shall ensure the introduction of the new "Client - Welfare" module of the information system.
- The MoA - Animal Welfare Unit, the SVA CR, RVA inspectors and CCAW members shall work in the given field in synergy with citizens, interest associations of citizens, breeders as well as state administration bodies with a view to continuously improve the situation in animal protection.
- Information and public awareness activities will be provided to both the citizens and breeders. Information on the protection of animals will be made available on the Internet.

MoA - AWU, CCAW : <http://eagri.cz/>

SVA CR: <http://www.svscr.cz/>

Tables:

- 1a, 1b. Information according to Decision 2006/778/EC - calves, laying hens, pigs**
- 2a, 2b. Information according to Decision 2006/778/EC - others**
- 3a, 3b Information according to Article 27 Regulation (EC) No. 1/2005**

Informace o kontrole vybraných druhů a kategorií zvířat podle Směrnice 98/58/ES
 Information on checks of selected animal species and categories pursuant to Directive 98/58/EC

Členský stát - Member State

Česká republika / Czech Republic

Období - Period of reference

2009

		NOSNICE LAYING HENS				TELATA CALVES	PRASATA PIGS		
		výběh Free range	podestýlka Deep litter	obohacené klece Enriched cages	neobohacené klece Unenriched cages		skupinové boxy Group pens	individuální boxy Individual pens	
1	Hospodářství podléhající kontrole * Holdings subject to inspection *	27	36	10	60	7 866	4 285		
2	Hospodářství kontrolována Holdings inspected	15	31	6	36	1 643	602	234	
3	Hospodářství s nedostatky Holdings with detected deficiencies	1	0	0	0	29	39	6	
4	Počet provedených kontrol	17	34	11	51	1 782	759	268	
Počet nedostatků Number of infringements	5	Personál Staffing	0	0	0	4	2	2	
	6	Denní kontroly Daily checks	0	0	0	3	2	2	
	7	Evidence a vedení záznamů Record keeping	0	0	0	12	11	1	
	8	Výběhy Free range	0	0	0	4	1	0	
	9	Prostory pro zvířata - velikost plochy Space for animals - size of the area	0	0	0	3	4	0	
	10	Objekty a ustájení Buildings and accommodation	0	0	0	0	0	0	
	11	Minimální osvětlení Minimum lighting	0	0	0	0	2	0	
	12	Povrchy podlah Floor surfaces					2	0	
	13	Manipulovatelné materiály Materials for manipulation	0	0	0	0	2	1	
	14	Automatické a mechanické zařízení Automatic or mechanical equipment	0	0	0	0	1	0	
	15	Krmení, voda a další látky Feed, water and other substances	0	0	0	0	5	13	4
	16	Hemoglobin u telat Hemoglobin in calves					0		
	17	Minimální obsah vlákniny Minimum crude fiber content					0	0	0
	18	Nedovolené zákroky Unauthorised interventions	0	0	0	0	0	0	0
	19	Chovatelské postupy Breeding procedures	0	0	0	0	17	21	9
	20	Nedostatek A Deficiency A	0	0	0	0	50	61	19
	21	Nedostatek B Deficiency B	0	0	0	0	13	25	5
	22	Nedostatek C Deficiency C	0	0	0	0	15	14	3

Informace o kontrole vybraných druhů a kategorií zvířat podle Směrnice 98/58/ES - %
 Information on checks of selected animal species and categories pursuant to Directive 98/58/EC

Členský stát - Member State

Česká republika / Czech Republic

Období - Period of reference

2009

		NOSNICE LAYING HENS				TELATA CALVES	PRASATA PIGS	
		výběh Free range	podestýlka Deep litter	obohacené klece Enriched cages	neobohacené klece Unenriched cages		skupinové boxy Group pens	individuální boxy Individual pens
	Poměr kontrol Rate of Inspections	55,56%	86,11%	60,00%	60,00%	20,89%		
	Čekem závad Deficiencies total	0	0	0	0	50	61	19
	Poměr závad Rate of deficiencies	0,00%	0,00%	0,00%	0,00%	3,04%	10,13%	8,12%
Počet nedostatků Number of infringements	5 Personál Staffing	0,00%	0,00%	0,00%	0,00%	8,00%	3,28%	10,53%
	6 Denní kontroly Daily checks	0,00%	0,00%	0,00%	0,00%	6,00%	3,28%	10,53%
	7 Evidence a vedení záznamů Record keeping	0,00%	0,00%	0,00%	0,00%	24,00%	18,03%	5,26%
	8 Výběhy Free range	0,00%	0,00%	0,00%	0,00%	8,00%	1,64%	0,00%
	9 Prostory pro zvířata - velikost plochy Space for animals - size of the area	0,00%	0,00%	0,00%	0,00%	6,00%	6,56%	0,00%
	10 Objekty a ustájení Buildings and accommodation	0,00%	0,00%	0,00%	0,00%	4,00%	0,00%	0,00%
	11 Minimální osvětlení Minimum lighting	0,00%	0,00%	0,00%	0,00%	0,00%	3,28%	0,00%
	12 Povrchy podlah Floor surfaces						3,28%	0,00%
	13 Manipulovatelné materiály Materials for manipulation	0,00%	0,00%	0,00%	0,00%	0,00%	3,28%	5,26%
	14 Automatické a mechanické zařízení Automatic or mechanical equipment	0,00%	0,00%	0,00%	0,00%	0,00%	1,64%	0,00%
	15 Krmení, voda a další látky Feed, water and other substances	0,00%	0,00%	0,00%	0,00%	10,00%	21,31%	21,05%
	16 Hemoglobin u telat Hemoglobin in calves					0,00%		
	17 Minimální obsah vlákniny Minimum crude fiber content					0,00%	0,00%	0,00%
	18 Nedovolené zákroky Unauthorised interventions	0,00%	0,00%	0,00%	0,00%	0,00%	0,00%	0,00%
	19 Chovatelské postupy Breeding procedures	0,00%	0,00%	0,00%	0,00%	34,00%	34,43%	47,37%
	20 Nedostatek A Deficiency A	0,00%	0,00%	0,00%	0,00%	100,00%	100,00%	100,00%
	21 Nedostatek B Deficiency B	0,00%	0,00%	0,00%	0,00%	26,00%	40,98%	26,32%
	22 Nedostatek C Deficiency C	0,00%	0,00%	0,00%	0,00%	30,00%	22,95%	15,79%

Informace o kontrole ostatních vybraných druhů a kategorií zvířat podle Směrnice 98/58/ES
 Information on checks of other selected animal species and categories pursuant to Directive 98/58/EC

Členský stát / Member State
 Období / Period of reference

Česká republika / Czech Republic
 2009

		Skot (vyjma telat) Cattle (excluding Calves)	Ovce Sheep	Kozy Goats	Kur domácí (vyjma nosnic) Domestic fowl (excluding laying fens)	Běžci Rattles	Kachny Ducks	Husy Geese	Kožšinová zvířata Fur animals	Krůty Turkeys	
1	Hospodářství podléhající kontrole * Holdings subject to inspection *	11 674	10 995	4 166	531	183	86	25	22	121	
2	Hospodářství kontrolována Holdings inspected	3 812	490	221	259	19	19	16	7	18	
3	Hospodářství s nedostatky Holdings with detected deficiencies	110	68	37	4	1	1	1	0	0	
Počet nedostatků / Number of infringements	4	Personál Staffing	7	3	0	0	0	0	0	0	
	5	Denní kontroly Daily checks	6	4	2	1	0	0	0	0	
	6	Evidence a vedení záznamů Record keeping	28	33	24	0	0	0	1	0	
	7	Výběhy Free range	11	12	2	1	0	1	0	0	
	8	Manipulovatelné materiály Materials for manipulation	0	0	0	0	0	0	0	0	
	9	Objekty a ustájení Buildings and accommodation	6	0	1	1	0	0	0	0	
	10	Prostory pro zvířata - velikost plochy Space for animals - size of the area	10	3	4	0	1	0	0	0	
	11	Automatické a mechanické zařízení Automatic or mechanical equipment	0	0	0	1	0	0	0	0	
	12	Krmení, voda a další látky Feed, water and other substances	20	13	6	1	0	0	0	0	
	13	Nedovolené zákroky Unauthorised interventions	1	0	0	0	0	0	0	0	
	14	Chovatelské postupy Breeding procedures	61	37	15	1	0	0	0	0	
	15	Nedostatek A Deficiency A	150	105	54	6	1	1	1	0	0
	16	Nedostatek B Deficiency B	58	57	29	2	0	0	1	0	0
	17	Nedostatek C Deficiency C	54	36	21	3	1	1	0	0	0

Informace o kontrole ostatních vybraných druhů a kategorií zvířat podle Směrnice 98/58/ES - %
Information on checks of other selected animal species and categories pursuant to Directive 98/58/EC

Členský stát / Member State

Česká republika / Czech Republic

Období / Period of reference

2009

		Skot (výjma telat) Cattle (excluding Calves)	Ovce Sheep	Kozy Goats	Kur domácí (výjma nosnic) Domestic fowl (excluding laying hens)	Běžci Rabbits	Kachny Ducks	Husy Geese	Kožašijná zvířata Fur animals	Krůty Turkeys
Poměr kontrol		32,65%	4,46%	5,30%	48,78%	10,38%	22,09%	64,00%	31,82%	14,88%
Celkem závad		150	105	54	6	1	1	1	0	0
Poměr závad		3,93%	21,43%	24,43%	2,32%	5,26%	5,26%	6,25%	0,00%	0,00%
Počet nedostatků / Number of infringements	4 Personál Staffing	4,67%	2,86%	0,00%	0,00%	0,00%	0,00%	0,00%	0,00%	0,00%
	5 Denní kontroly Daily checks	4,00%	3,81%	3,70%	16,67%	0,00%	0,00%	0,00%	0,00%	0,00%
	6 Evidence a vedení záznamů Record keeping	18,67%	31,43%	44,44%	0,00%	0,00%	0,00%	100,00%	0,00%	0,00%
	7 Výběhy Free range	7,33%	11,43%	3,70%	16,67%	0,00%	100,00%	0,00%	0,00%	0,00%
	8 Manipulovatelné materiály Materials for manipulation	0,00%	0,00%	0,00%	0,00%	0,00%	0,00%	0,00%	0,00%	0,00%
	9 Objekty a ustájení Buildings and accommodation	4,00%	0,00%	1,85%	16,67%	0,00%	0,00%	0,00%	0,00%	0,00%
	10 Prostory pro zvířata - velikost plochy Space for animals - size of the area	6,67%	2,86%	7,41%	0,00%	100,00%	0,00%	0,00%	0,00%	0,00%
	11 Automatické a mechanické zařízení Automatic or mechanical equipment	0,00%	0,00%	0,00%	16,67%	0,00%	0,00%	0,00%	0,00%	0,00%
	12 Krmení, voda a další látky Feed, water and other substances	13,33%	12,38%	11,11%	16,67%	0,00%	0,00%	0,00%	0,00%	0,00%
	13 Nedovolené zákroky Unauthorised interventions	0,67%	0,00%	0,00%	0,00%	0,00%	0,00%	0,00%	0,00%	0,00%
	14 Chovatelské postupy Breeding procedures	40,67%	35,24%	27,78%	16,67%	0,00%	0,00%	0,00%	0,00%	0,00%
	15 Nedostatek A Deficiency A	100,00%	100,00%	100,00%	100,00%	100,00%	100,00%	100,00%	0,00%	0,00%
	16 Nedostatek B Deficiency B	38,67%	54,29%	53,70%	33,33%	0,00%	0,00%	100,00%	0,00%	0,00%
17 Nedostatek C Deficiency C	36,00%	34,29%	38,89%	50,00%	100,00%	100,00%	0,00%	0,00%	0,00%	

Přehled o ochraně zvířat při přepravě v roce 2009
Annual report on the protection of animals during transport in 2009

Česká republika
Czech Republic

Počet přepravených zvířat (v kusech) Animals transported (in heads)	Skot Bovine	Prasata Porcine	Malí přežvýkavci Small ruminants	Koně Equidae	Domácí ptáci a králíci Domestic birds and rabbits	Ostatní druhy zvířat Other species
a Poraženo Slaughtered	275 360	3 289 761	11 710	332	135 829 724	1 233
b Vyvezeno Exported	220 756	192 093	18 368	383	113 168 587	67
c Dovezeno k chovu Imported for breeding	1 310	84 952	272	43	15 508 640	0
d Ostatní přepravená zvířata Other animals transported	780 694	X	55 869	X	X	X
a+b+c+d	1 278 120	3 566 806	86 219	758	264 506 951	1 300

Počet kontrol Number of inspections	V počtu dopravních prostředků In means of transport	V počtu zvířat / In number of animals					
		Skot Bovine	Prasata Porcine	Malí přežvýkavci Small ruminants	Koně Equidae	Domácí ptáci a králíci Domestic birds and rabbits	Ostatní druhy zvířat Other species
a Během silniční přepravy During transport by road	26	181	2 411	13	22	80	0
b1 V místě určení At the place of destination	240	1 122	17 780	0	175	4 084 694	0
b2 V místě určení - jatky At the place of destination - Slaughterhouse	195 061	109 118	3 191 032	1 527	310	135 720 549	137
c1 Na trhu At markets	11	0	0	10	137	0	0
c2 V místě odjezdu At place of departure	1 534	51 416	20 705	2 919	109	6 760 478	0
c3 Ve stanicích odpočinku At staging points	88	1 323	22 081	0	18	0	0
c4 V místě překládky At transfer points	3	14	1 400	0	0	0	0
a+b1+b2+c1+c2+c3+c4	196 963	163 174	3 255 409	4 469	771	146 565 801	137
d Kontroly dokumentů Documents checks	1 899	X	X	X	X	X	X

Počet přestupků Number of infringements	V počtu dopravních prostředků In means of transport	V počtu zvířat / In number of animals					
		Skot Bovine	Prasata Porcine	Malí přežvýkavci Small ruminants	Koně Equidae	Domácí ptáci a králíci Domestic birds and rabbits	Ostatní druhy zvířat Other species
a Během silniční přepravy During transport by road	9	15	160	0	7	235	0
b1 V místě určení At the place of destination	7	1	1 126	0	0	0	0
b2 V místě určení - jatky At the place of destination - Slaughterhouse	536	79	65 745	1	0	481 005	3
c1 Na trhu At markets	0	0	0	0	0	0	0
c2 V místě odjezdu At place of departure	3	2	0	0	0	11 060	0
c3 Ve stanicích odpočinku At staging points	0	0	0	0	0	0	0
c4 V místě překládky At transfer points	0	0	0	0	0	0	0
a+b1+b2+c1+c2+c3+c4	555	97	67 031	1	7	492 300	3
d Kontroly dokumentů Documents checks	19	X	X	X	X	X	X

X - Nesledováno / No data

Přehled o ochraně zvířat při přepravě v roce 2009
Annual report on the protection of animals during transport in ratios in 2009


Česká republika
Czech Republic




Podíl zvířat kontrolovaných / přepravených Percentage of heads inspected / transported	Všechny druhy All species	Skot Bovine	Prasata Porcine	Mali přežvýkavci Small ruminants	Koně Equidae	Domácí ptáci a králíci Domestic birds and rabbits	Ostatní druhy zvířat Other species
%	55,67%	12,77%	91,27%	5,18%	101,72%	55,41%	10,54%

Podíl kontrol podle kategorií Percentage of inspection by categories	V počtu dopravních prostředků In means of transport	V počtu zvířat / In number of animals					
		Skot Bovine	Prasata Porcine	Mali přežvýkavci Small ruminants	Koně Equidae	Domácí ptáci a králíci Domestic birds and rabbits	Ostatní druhy zvířat Other species
a Během silniční přepravy During transport by road	0,01%	0,11%	0,07%	0,29%	2,85%	0,00%	0,00%
b1 V místě určení At the place of destination	0,12%	0,69%	0,55%	0,00%	22,70%	2,79%	0,00%
b2 V místě určení - jatky At the place of destination - Slaughterhouse	99,03%	66,87%	98,02%	34,17%	40,21%	92,60%	100,00%
c1 Na trhu At markets	0,01%	0,00%	0,00%	0,22%	17,77%	0,00%	0,00%
c2 V místě odjezdu At place of departure	0,78%	31,51%	0,64%	65,32%	14,14%	4,61%	0,00%
c3 Ve stanicích odpočinku At staging points	0,04%	0,81%	0,68%	0,00%	2,33%	0,00%	0,00%
c4 V místě překládky At transfer points	0,00%	0,01%	0,04%	0,00%	0,00%	0,00%	0,00%

Podíl přestupků podle kategorií Percentage of infringements by categories	V počtu dopravních prostředků In means of transport	V počtu zvířat / In number of animals					
		Skot Bovine	Prasata Porcine	Mali přežvýkavci Small ruminants	Koně Equidae	Domácí ptáci a králíci Domestic birds and rabbits	Ostatní druhy zvířat Other species
a Během silniční přepravy During transport by road	1,62%	15,46%	0,24%	0,00%	100,00%	0,05%	0,00%
b1 V místě určení At the place of destination	1,26%	1,03%	1,68%	0,00%	0,00%	0,00%	0,00%
b2 V místě určení - jatky At the place of destination - Slaughterhouse	96,58%	81,44%	98,08%	100,00%	0,00%	97,71%	100,00%
c1 Na trhu At markets	0,00%	0,00%	0,00%	0,00%	0,00%	0,00%	0,00%
c2 V místě odjezdu At place of departure	0,54%	2,06%	0,00%	0,00%	0,00%	2,25%	0,00%
c3 Ve stanicích odpočinku At staging points	0,00%	0,00%	0,00%	0,00%	0,00%	0,00%	0,00%
c4 V místě překládky At transfer points	0,00%	0,00%	0,00%	0,00%	0,00%	0,00%	0,00%

Podíl přestupků na počet inspekci Percentage of infringements per inspections	V počtu dopravních prostředků In means of transport	V počtu zvířat / In number of animals					
		Skot Bovine	Prasata Porcine	Mali přežvýkavci Small ruminants	Koně Equidae	Domácí ptáci a králíci Domestic birds and rabbits	Ostatní druhy zvířat Other species
a Během silniční přepravy During transport by road	34,62%	8,29%	6,64%	0,00%	31,82%	293,75%	0,00%
b1 V místě určení At the place of destination	2,92%	0,09%	6,33%	0,00%	0,00%	0,00%	0,00%
b2 V místě určení - jatky At the place of destination - Slaughterhouse	0,27%	0,07%	2,06%	0,07%	0,00%	0,35%	2,19%
c1 Na trhu At markets	0,00%	0,00%	0,00%	0,00%	0,00%	0,00%	0,00%
c2 V místě odjezdu At place of departure	0,20%	0,00%	0,00%	0,00%	0,00%	0,16%	0,00%
c3 Ve stanicích odpočinku At staging points	0,00%	0,00%	0,00%	0,00%	0,00%	0,00%	0,00%
c4 V místě překládky At transfer points	0,00%	0,00%	0,00%	0,00%	0,00%	0,00%	0,00%
PRŮMÉR % na počet fyzických kontrol AVERAGE % per physical checks	0,28%	0,06%	2,06%	0,02%	0,91%	0,34%	2,19%
d Kontroly dokumentů Documents checks	1,00%	X	X	X	X	X	X

 Státní veterinární správa ČR
Slezská 7
120 00 Praha 2
Czech Republic



The European Commission
DG Health and Consumers
Directorate SANCO D
Dr. Bernard Van Goethem - Director
Rue de la Loi 200 Office B232 3/85
B-1049 Brussels, BELGIUM

DOPORUČENĚ
RECOMMANDÉ

