

Fish Processing in the EU


Employment*

Fisheries



150 000 employees

Aquaculture




85 000 employees

Processing



120 000 employees



Top countries for number of fish processing jobs*

(as a % of EU Total)



16%
United Kingdom



15%
Spain



13%
France



13%
Poland

Wages have increased by 16% since 2008

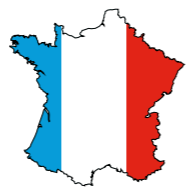
Today, wages and salaries of staff in the EU represent more than € 3 billion



Top countries for average salary*



€ 57 000
Denmark



€ 51 300
France

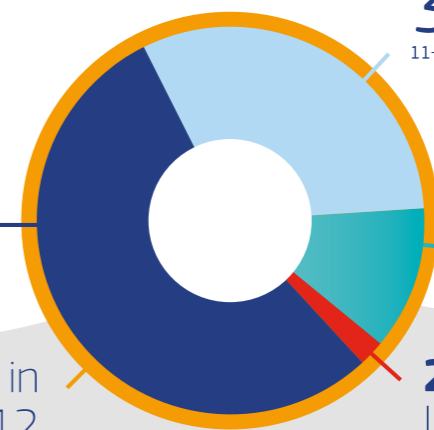


€ 50 200
Sweden

A sector fostering local businesses*

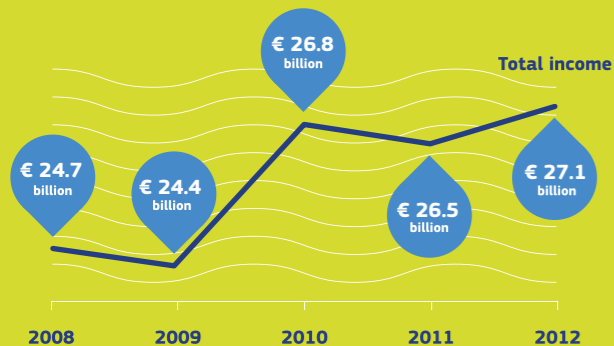


3 454 firms in the EU in 2012



Economic Performance*

Economic performance has been stable despite the economic crisis



Income generated by the European fish processing industry in 2012

€ 27.1 billion

Gross value added: € 6 billion

Net profit: € 1 billion

Top countries*


(Gross value added as a % of EU total)



27%
United Kingdom



20%
Spain



17%
France



7%
Portugal