



Special Eurobarometer 451

Annex

Future of Europe






























Fieldwork
October 2016

Survey requested by the European Commission,
Directorate-General for Communication
and co-ordinated by the Directorate-General for Communication






























This document does not represent the point of view of the European Commission.
The interpretations and opinions contained in it are solely those of the authors.

Special Eurobarometer 451 – Wave EB86.1 – TNS opinion & social






























QB1a In your opinion, what are the main assets of the EU? Firstly?
(%)

		The standard of living of EU citizens		The economic, industrial and trading power of the EU		The EU's respect for democracy, human rights and the rule of law		The skills and talents of EU citizens		The quality of infrastructure in the EU		The EU's capacity for research and innovation	
		EB86.1	Diff. EB86.1 - EB81.1	EB86.1	Diff. EB86.1 - EB81.1	EB86.1	Diff. EB86.1 - EB81.1	EB86.1	Diff. EB86.1 - EB81.1	EB86.1	Diff. EB86.1 - EB81.1	EB86.1	Diff. EB86.1 - EB81.1
EU28		11	-3	19	0	18	1	5	0	5	1	5	1
BE		12	-5	19	2	20	4	5	-1	4	1	7	3
BG		23	-18	15	-1	13	-2	3	0	5	3	3	1
CZ		16	2	16	-2	11	-3	4	-2	7	3	7	1
DK		7	-1	25	-2	25	-2	1	0	2	1	3	-1
DE		10	0	20	0	28	3	3	1	3	0	2	-1
EE		15	-2	23	0	16	2	3	-1	5	1	5	0
IE		16	-5	22	-2	15	7	10	-3	9	1	3	0
EL		10	0	13	2	15	5	5	0	7	-1	7	0
ES		10	0	28	8	16	1	3	-3	6	0	5	-1
FR		8	-2	21	5	14	-4	5	0	4	0	6	1
HR		24	2	17	-6	17	-2	5	1	7	2	5	0
IT		6	-1	15	-6	15	0	7	0	5	0	7	0
CY		10	-2	9	-1	17	0	2	-1	4	0	5	-1
LV		22	0	12	-2	15	0	3	-1	5	0	2	0
LT		22	1	18	-4	15	2	3	-1	4	1	5	1
LU		12	-1	18	-5	24	4	5	0	4	1	3	0
HU		13	-5	19	2	15	0	8	3	7	0	6	3
MT		19	-8	13	-4	24	4	7	4	2	-1	4	-1
NL		7	-1	34	6	23	3	2	0	3	0	2	0
AT		16	-1	13	-3	16	-1	7	1	7	0	6	0
PL		18	-4	19	4	11	1	4	2	10	1	6	2
PT		8	-6	17	-1	21	13	4	1	5	-1	5	1
RO		21	-15	15	-5	15	0	6	4	8	3	5	3
SI		13	-5	22	5	17	8	3	1	3	-2	5	1
SK		17	6	18	0	10	-1	3	-4	8	3	5	-1
FI		7	-3	17	3	30	13	4	-3	3	0	3	0
SE		5	0	18	1	36	-2	6	-1	2	0	3	0
UK		11	-3	16	-5	18	4	9	3	3	1	5	3






























QB1a In your opinion, what are the main assets of the EU? Firstly?
(%)

		The good relationship between the EU's Member States		The EU's ability to promote peace and democracy outside its borders		The EU's commitment to environmental responsibility		Other (SPONTANEOUS)		None (SPONTANEOUS)		Don't know
		EB86.1	Diff. EB86.1 - EB81.1	EB86.1	Diff. EB86.1 - EB81.1	EB86.1	Diff. EB86.1 - EB81.1	EB86.1	Diff. EB86.1 - EB81.1	EB86.1	Diff. EB86.1 - EB81.1	
EU28		13	0	8	0	4	0	1	0	6	-1	5
BE		14	-3	10	2	7	2	1	0	1	-3	0
BG		18	9	5	0	2	0	0	-1	7	6	6
CZ		17	0	8	0	8	2	0	-1	4	-1	2
DK		15	3	8	0	6	0	0	0	3	1	5
DE		12	-4	10	-3	4	1	1	0	4	1	3
EE		18	3	5	0	1	-1	0	-3	3	-1	6
IE		10	2	7	0	4	2	0	-1	1	-4	3
EL		15	0	9	1	3	0	1	0	14	-7	1
ES		9	-3	5	-2	2	-1	1	0	7	-3	8
FR		14	0	9	-3	4	-1	0	-1	9	3	6
HR		10	2	8	3	4	1	0	0	2	-2	1
IT		16	3	11	5	3	-2	1	1	8	-1	6
CY		18	2	9	-3	8	3	0	-1	14	2	4
LV		22	10	8	1	4	1	1	-1	2	-6	4
LT		17	4	10	2	2	0	0	-1	1	-4	3
LU		17	2	10	1	3	2	0	-3	2	0	2
HU		11	-1	9	0	5	0	1	-1	5	0	1
MT		11	4	9	4	6	0	1	1	1	0	3
NL		15	-1	6	-2	4	1	1	-3	3	-1	0
AT		10	0	10	3	7	2	1	-1	6	0	1
PL		16	-1	4	-1	4	0	1	-1	2	-3	5
PT		14	-3	8	2	3	1	1	0	9	-6	5
RO		13	6	9	5	4	2	0	0	2	-1	2
SI		16	1	7	1	5	-1	1	-5	6	-4	2
SK		18	-1	8	-1	4	1	1	-2	4	-2	4
FI		19	4	9	-5	5	-3	0	-2	2	-3	1
SE		8	-2	9	-1	8	3	0	-1	3	2	2
UK		10	2	7	1	4	1	1	0	8	-4	8






























QB1T In your opinion, what are the main assets of the EU? Firstly? And secondly? (MAX. 2 ANSWERS)
(%)

		The standard of living of EU citizens		The economic, industrial and trading power of the EU		The EU's respect for democracy, human rights and the rule of law		The skills and talents of EU citizens		The quality of infrastructure in the EU		The EU's capacity for research and innovation	
		EB86.1	Diff. EB86.1 - EB81.1	EB86.1	Diff. EB86.1 - EB81.1	EB86.1	Diff. EB86.1 - EB81.1	EB86.1	Diff. EB86.1 - EB81.1	EB86.1	Diff. EB86.1 - EB81.1	EB86.1	Diff. EB86.1 - EB81.1
EU28		22	-2	33	0	33	2	10	-1	11	0	12	2
BE		24	-6	32	1	37	6	10	-3	9	0	14	2
BG		36	-21	28	-9	26	-7	6	-3	13	4	6	1
CZ		31	4	26	-6	22	-7	11	-3	13	4	14	2
DK		18	2	39	-4	43	-3	3	-2	7	3	8	0
DE		20	-1	39	6	45	3	6	0	9	-1	7	-1
EE		26	-1	41	0	30	5	6	-4	12	3	11	0
IE		33	-2	34	-5	28	8	17	-8	19	0	8	-2
EL		20	2	24	2	25	7	11	1	16	0	17	3
ES		21	1	41	9	26	1	5	-6	13	-2	16	4
FR		16	-1	32	3	27	-4	8	-3	10	0	14	2
HR		43	3	36	-7	34	1	10	1	13	2	11	-3
IT		12	-2	26	-9	31	3	14	-1	10	-1	16	-1
CY		20	3	16	-5	28	0	5	-2	10	1	14	0
LV		37	0	25	-1	27	-1	6	-3	14	2	7	1
LT		38	0	35	-6	27	1	8	-2	11	2	10	1
LU		27	0	35	1	40	6	9	-2	9	-1	9	1
HU		26	-4	33	0	26	-3	14	1	17	4	12	4
MT		36	-3	25	-3	43	7	14	-1	7	-1	9	-2
NL		17	-3	54	7	44	8	4	-2	9	-1	6	1
AT		27	-1	26	-5	31	1	11	-1	17	0	14	1
PL		35	-1	32	1	23	-1	10	3	21	3	11	2
PT		17	-5	28	-3	37	19	10	2	11	-3	13	3
RO		38	-10	32	-7	28	0	11	6	17	0	12	5
SI		26	-2	35	6	30	9	7	2	9	-2	13	3
SK		33	16	32	-3	21	1	9	-5	14	3	11	-1
FI		16	-2	31	4	50	17	9	-6	8	1	10	1
SE		11	0	33	2	56	0	8	-3	8	3	11	0
UK		20	-3	28	-5	32	4	17	2	7	2	9	2






























QB1T In your opinion, what are the main assets of the EU? Firstly? And secondly? (MAX. 2 ANSWERS)
(%)

		The good relationship between the EU's Member States		The EU's ability to promote peace and democracy outside its borders		The EU's commitment to environmental responsibility		Other (SPONTANEOUS)		None (SPONTANEOUS)		Don't know
		EB86.1	Diff. EB86.1 - EB81.1	EB86.1	Diff. EB86.1 - EB81.1	EB86.1	Diff. EB86.1 - EB81.1	EB86.1	Diff. EB86.1 - EB81.1	EB86.1	Diff. EB86.1 - EB81.1	
EU28		24	-1	17	0	11	1	1	-1	9	-1	5
BE		27	-2	20	3	17	5	4	3	2	-5	0
BG		32	12	14	1	6	0	1	0	8	5	6
CZ		33	4	15	-3	18	3	0	-1	6	0	2
DK		27	1	15	-3	20	2	0	-1	4	0	5
DE		24	-8	22	-4	11	0	2	0	6	2	3
EE		30	4	13	2	5	-4	1	-2	7	-2	6
IE		25	6	14	1	10	5	0	-1	2	-5	3
EL		26	2	18	4	6	-2	2	0	18	-11	1
ES		18	-4	13	-2	6	-2	1	-1	13	-5	8
FR		23	-5	18	-4	12	-1	1	0	13	4	6
HR		18	2	18	7	8	0	0	-1	3	-3	1
IT		26	3	20	4	10	0	1	0	10	-1	6
CY		29	0	20	-4	15	-3	0	-1	18	3	4
LV		36	11	16	2	8	0	1	-1	8	-2	4
LT		32	7	22	6	4	-1	0	-2	3	-3	2
LU		31	3	20	0	8	-1	0	-3	6	0	1
HU		21	-2	20	0	12	0	2	0	7	0	1
MT		22	2	18	7	14	1	1	1	1	0	3
NL		29	0	14	-2	12	3	1	-4	5	-2	0
AT		21	-1	20	5	13	2	1	-2	9	0	1
PL		28	-1	10	-1	10	2	1	-1	3	-4	5
PT		25	-5	16	4	9	4	1	-1	11	-7	5
RO		24	5	18	6	9	1	0	-1	3	0	2
SI		28	-1	14	2	13	1	3	-6	10	-8	2
SK		34	-3	17	-2	10	2	1	-3	4	-7	4
FI		37	8	18	-5	12	-4	0	-3	3	-7	1
SE		16	-7	18	-3	26	8	0	-1	6	2	2
UK		20	4	15	4	11	4	1	0	13	-3	8






























QB2 Which of the following do you think are the main challenges for the EU? (MAX. 3 ANSWERS)
(%)

		The ageing of the EU's population	Social inequalities	Competition from emerging countries	Insufficient economic growth	The public debt of EU Member States	Unemployment	Instability in the regions bordering the EU	Environmental issues	Migration issues	Terrorism and security issues	Other (SPONTANEOUS)	None (SPONTANEOUS)	Don't know
EU28		17	36	10	21	26	45	14	13	36	31	1	1	2
BE		28	40	20	20	27	33	12	18	34	28	0	0	0
BG		26	37	8	17	12	37	17	5	45	34	1	1	2
CZ		19	28	7	15	27	34	13	15	53	38	1	1	0
DK		18	39	14	13	18	33	30	21	28	38	3	0	2
DE		15	45	7	10	41	37	16	12	41	32	1	1	0
EE		48	37	7	24	7	30	14	5	53	33	1	1	2
IE		17	25	12	18	27	42	20	12	36	33	1	0	1
EL		21	36	15	38	32	66	11	5	42	15	1	0	0
ES		19	51	6	31	21	67	6	9	16	22	2	1	1
FR		15	41	12	22	28	50	10	15	35	33	0	1	2
HR		15	38	16	28	25	51	14	10	17	25	1	0	1
IT		9	21	14	28	19	55	8	13	44	33	1	1	2
CY		11	31	8	30	24	76	4	7	33	30	1	1	1
LV		19	47	3	27	10	57	6	7	33	31	1	0	0
LT		29	44	6	24	10	48	13	4	43	28	0	0	0
LU		18	40	12	15	28	48	17	16	35	35	1	0	1
HU		20	30	12	21	15	38	10	9	56	35	1	2	0
MT		22	18	10	9	23	28	14	13	62	49	1	0	1
NL		26	35	12	11	34	27	33	26	28	45	3	1	0
AT		11	32	14	22	39	58	18	18	41	25	1	1	0
PL		21	32	13	19	20	46	13	9	29	27	0	0	2
PT		17	55	12	29	30	70	10	7	14	22	1	1	1
RO		19	29	11	32	16	37	15	17	27	23	1	0	2
SI		29	43	8	17	17	55	8	10	36	25	1	1	0
SK		22	45	13	17	20	49	12	13	36	22	1	1	1
FI		31	33	11	25	33	52	24	13	15	41	1	0	1
SE		15	47	6	9	19	36	25	36	45	36	2	0	0
UK		14	23	7	17	19	29	16	11	42	33	1	2	6






























QB3 From the following items, which two should our society emphasise in order to face major global challenges?
(MAX. 2 ANSWERS)

		Protecting the environment		Social equality and solidarity		Free trade\ market economy		Cultural diversity and openness to others	
		EB86.1	Diff. EB86.1 - EB81.1	EB86.1	Diff. EB86.1 - EB81.1	EB86.1	Diff. EB86.1 - EB81.1	EB86.1	Diff. EB86.1 - EB81.1
EU28		31	0	46	-3	26	-2	23	5
BE		36	2	51	-1	26	0	24	6
BG		19	-7	47	-13	32	-7	14	0
CZ		39	6	38	-7	23	-10	11	-4
DK		48	-4	40	-4	29	0	32	4
DE		33	-6	56	-3	27	1	26	6
EE		28	-7	39	-11	28	6	21	2
IE		33	-8	39	0	34	5	27	7
EL		21	-2	58	-1	26	-3	15	3
ES		21	-1	62	-2	20	3	17	4
FR		40	3	55	1	19	-7	24	3
HR		21	1	49	4	31	-4	25	6
IT		25	5	34	1	24	-7	20	4
CY		32	3	60	4	19	-14	13	-1
LV		29	2	49	1	35	-2	15	2
LT		18	-4	51	-6	35	-1	15	1
LU		38	-1	59	-1	21	2	26	11
HU		25	-1	35	-9	22	-4	17	1
MT		45	4	40	1	31	3	16	0
NL		37	6	51	2	26	-2	34	7
AT		34	-5	47	-6	27	-2	24	7
PL		22	2	35	-8	30	2	18	5
PT		19	1	68	9	16	-12	20	6
RO		35	-8	28	-12	33	-4	18	4
SI		29	-1	50	0	23	4	18	8
SK		36	3	47	-3	24	-5	16	4
FI		38	2	49	-1	27	5	28	5
SE		49	-12	56	2	23	7	34	5
UK		32	-3	33	-3	36	5	29	3






























QB3 From the following items, which two should our society emphasise in order to face major global challenges?
(MAX. 2 ANSWERS)

		Progress and innovation		Traditions		Other (SPONTANEOUS)		None (SPONTANEOUS)		Don't know
		EB86.1	Diff. EB86.1 - EB81.1	EB86.1	Diff. EB86.1 - EB81.1	EB86.1	Diff. EB86.1 - EB81.1	EB86.1	Diff. EB86.1 - EB81.1	
EU28		28	-6	14	3	1	-1	1	0	3
BE		34	-2	13	4	0	-1	0	0	0
BG		21	-5	22	6	3	2	1	1	6
CZ		26	-6	28	10	2	2	1	0	2
DK		23	-10	6	0	2	2	0	0	3
DE		25	-3	9	1	1	1	1	0	1
EE		27	3	14	0	2	1	1	0	8
IE		24	-6	14	0	0	0	0	0	2
EL		40	-4	21	9	5	3	0	0	1
ES		36	-7	7	3	2	-1	1	0	4
FR		24	-16	12	2	1	1	1	0	3
HR		25	-6	17	1	1	0	1	1	1
IT		35	-6	17	6	3	0	3	2	4
CY		27	-7	21	0	1	0	2	2	1
LV		19	-5	13	0	1	-1	1	0	2
LT		31	10	13	3	1	-1	0	-1	3
LU		24	-1	12	-3	1	0	1	1	0
HU		40	-2	27	14	2	1	3	2	1
MT		22	-15	19	5	2	0	0	0	3
NL		32	-9	10	2	1	-2	0	0	0
AT		25	-2	23	10	5	-1	2	2	0
PL		25	-6	28	11	0	-1	0	0	5
PT		33	-4	12	2	1	1	1	0	4
RO		25	0	26	10	1	-2	0	0	2
SI		34	-8	10	4	4	-3	0	-1	1
SK		22	-11	15	3	2	0	1	0	2
FI		38	-1	8	-6	0	-2	1	0	1
SE		23	-9	5	2	1	1	0	0	1
UK		19	-9	10	-3	0	-2	3	1	7






























QB4 As regards the idea of a "Two speed Europe", which of the following comes closest to your personal preference?
Those countries which are ready to intensify the development of a common European policy in certain important areas...
(%)

		Should do so without having to wait for the others		Should wait until all Member States of the EU are ready for this		Don't know
		EB86.1	Diff. EB86.1 - EB81.1	EB86.1	Diff. EB86.1 - EB81.1	
EU28		47	0	41	-2	12
BE		58	2	41	-1	1
BG		31	-5	34	5	35
CZ		55	-3	36	0	9
DK		58	-6	32	1	10
DE		57	-2	30	-3	13
EE		54	3	28	-13	18
IE		42	9	46	-6	12
EL		32	6	61	-9	7
ES		27	-1	62	-1	11
FR		57	3	34	-5	9
HR		48	2	39	-3	13
IT		44	1	44	-1	12
CY		47	6	45	-5	8
LV		65	4	27	-5	8
LT		56	13	31	-13	13
LU		55	5	41	-5	4
HU		50	8	40	-7	10
MT		48	11	43	-1	9
NL		77	8	20	-7	3
AT		55	-6	38	7	7
PL		37	-6	47	1	16
PT		21	-11	69	9	10
RO		41	4	48	9	11
SI		59	-3	34	6	7
SK		57	-3	30	-2	13
FI		61	5	36	-3	3
SE		64	8	28	-7	8
UK		43	3	40	-8	17

QB5.1 Would you say that the political influence of the EU is currently stronger or weaker than that of...?
The United States of America (%)






























		Much stronger		Somewhat stronger		Somewhat weaker		Definitely weaker	
		EB86.1	Diff. EB86.1 - EB78.2	EB86.1	Diff. EB86.1 - EB78.2	EB86.1	Diff. EB86.1 - EB78.2	EB86.1	Diff. EB86.1 - EB78.2
EU28		6	1	16	0	40	-4	29	9
BE		4	2	12	-2	49	6	34	5
BG		6	3	17	4	32	-6	21	7
CZ		12	10	22	7	34	-17	27	6
DK		9	6	17	5	44	-14	21	2
DE		6	1	18	-2	45	-3	25	9
EE		5	1	12	-6	41	3	28	11
IE		5	-2	19	2	42	2	27	7
EL		3	0	11	1	44	-2	39	9
ES		4	-4	15	1	36	-6	33	13
FR		2	0	8	-1	46	-2	34	13
HR		5	0	16	2	35	-13	37	15
IT		9	4	14	-2	28	-9	42	18
CY		8	5	12	2	39	4	32	-8
LV		6	0	12	-3	35	1	34	15
LT		12	5	19	-3	38	3	21	6
LU		4	-2	11	-8	42	-7	36	21
HU		8	-5	18	0	36	3	29	4
MT		8	4	21	-1	49	22	8	-1
NL		2	-1	11	-6	48	3	36	8
AT		9	4	14	-5	34	-4	36	11
PL		11	6	25	3	34	-7	16	4
PT		5	0	10	-2	29	-11	44	25
RO		12	6	24	9	33	-1	21	0
SI		6	4	11	1	36	-9	42	13
SK		8	1	19	3	37	-9	27	5
FI		1	-1	12	-13	56	6	28	15
SE		2	-3	9	-15	54	9	29	6
UK		7	3	20	6	46	-7	18	3

QB5.1 Would you say that the political influence of the EU is currently stronger or weaker than that of...?
The United States of America (%)

		The same (SPONTANEOUS)		Don't know	Total 'Stronger'		Total 'Weaker'	
		EB86.1	Diff. EB86.1 - EB78.2		EB86.1	Diff. EB86.1 - EB78.2	EB86.1	Diff. EB86.1 - EB78.2
EU28		3	-2	6	22	1	69	5
BE		0	-8	1	16	0	83	11
BG		7	-7	17	23	7	53	1
CZ		2	-4	3	34	17	61	-11
DK		4	0	5	26	11	65	-12
DE		3	-2	3	24	-1	70	6
EE		4	-7	10	17	-5	69	14
IE		3	-3	4	24	0	69	9
EL		2	-6	1	14	1	83	7
ES		5	2	7	19	-3	69	7
FR		2	-4	8	10	-1	80	11
HR		2	-2	5	21	2	72	2
IT		2	-5	5	23	2	70	9
CY		2	-4	7	20	7	71	-4
LV		2	-7	11	18	-3	69	16
LT		4	-2	6	31	2	59	9
LU		4	-2	3	15	-10	78	14
HU		4	-2	5	26	-5	65	7
MT		3	-8	11	29	3	57	21
NL		2	-1	1	13	-7	84	11
AT		3	-8	4	23	-1	70	7
PL		5	0	9	36	9	50	-3
PT		4	-4	8	15	-2	73	14
RO		3	-2	7	36	15	54	-1
SI		1	-6	4	17	5	78	4
SK		3	-2	6	27	4	64	-4
FI		1	-2	2	13	-14	84	21
SE		2	1	4	11	-18	83	15
UK		3	0	6	27	9	64	-4






























QB5.2 Would you say that the political influence of the EU is currently stronger or weaker than that of...?

Japan (%)

		Much stronger		Somewhat stronger		Somewhat weaker		Definitely weaker	
		EB86.1	Diff. EB86.1 - EB78.2	EB86.1	Diff. EB86.1 - EB78.2	EB86.1	Diff. EB86.1 - EB78.2	EB86.1	Diff. EB86.1 - EB78.2
EU28		10	2	35	-1	28	2	13	6
BE		7	-1	38	1	36	5	14	6
BG		12	6	32	2	17	-3	9	1
CZ		13	8	35	-3	33	1	12	2
DK		15	7	42	-9	21	0	6	2
DE		17	2	50	-1	19	4	5	2
EE		9	-1	33	-2	22	3	9	4
IE		6	-3	35	6	32	7	12	1
EL		8	-1	37	6	29	-4	18	3
ES		5	-4	25	-8	36	8	17	10
FR		3	-2	36	2	30	4	11	6
HR		7	-2	27	-10	32	3	21	12
IT		9	3	22	0	29	-6	30	16
CY		11	-11	30	4	27	11	10	0
LV		10	-3	32	2	20	3	12	7
LT		17	6	38	1	22	1	7	2
LU		11	-3	39	-2	25	1	11	7
HU		10	1	33	2	28	-1	14	1
MT		7	0	31	1	28	18	6	1
NL		8	0	43	4	29	1	8	1
AT		10	-2	29	-9	31	2	19	13
PL		10	4	36	-3	26	0	8	3
PT		7	3	22	-2	29	2	24	11
RO		13	6	28	5	32	8	12	-4
SI		10	5	29	-10	31	4	18	10
SK		12	3	33	-8	32	6	12	3
FI		8	1	53	-5	26	8	4	1
SE		13	-4	50	-2	19	0	5	2
UK		11	4	35	-1	29	3	8	5






























QB5.2 Would you say that the political influence of the EU is currently stronger or weaker than that of...?

Japan (%)

		The same (SPONTANEOUS)		Don't know	Total 'Stronger'		Total 'Weaker'	
		EB86.1	Diff. EB86.1 - EB78.2		EB86.1	Diff. EB86.1 - EB78.2	EB86.1	Diff. EB86.1 - EB78.2
EU28		4	-1	10	45	1	41	8
BE		3	-4	2	45	0	50	11
BG		5	-4	25	44	8	26	-2
CZ		3	-3	4	48	5	45	3
DK		4	-2	12	57	-2	27	2
DE		4	0	5	67	1	24	6
EE		5	-4	22	42	-3	31	7
IE		4	-2	11	41	3	44	8
EL		2	-4	6	45	5	47	-1
ES		6	5	11	30	-12	53	18
FR		3	-3	17	39	0	41	10
HR		5	0	8	34	-12	53	15
IT		3	-3	7	31	3	59	10
CY		2	-3	20	41	-7	37	11
LV		3	-3	23	42	-1	32	10
LT		6	3	10	55	7	29	3
LU		7	5	7	50	-5	36	8
HU		5	-3	10	43	3	42	0
MT		4	0	24	38	1	34	19
NL		3	-2	9	51	4	37	2
AT		3	-8	8	39	-11	50	15
PL		9	5	11	46	1	34	3
PT		5	-1	13	29	1	53	13
RO		3	-2	12	41	11	44	4
SI		3	-4	9	39	-5	49	14
SK		3	-4	8	45	-5	44	9
FI		3	1	6	61	-4	30	9
SE		2	0	11	63	-6	24	2
UK		2	-2	15	46	3	37	8






























QB5.3 Would you say that the political influence of the EU is currently stronger or weaker than that of...?

China (%)

		Much stronger		Somewhat stronger		Somewhat weaker		Definitely weaker	
		EB86.1	Diff. EB86.1 - EB78.2	EB86.1	Diff. EB86.1 - EB78.2	EB86.1	Diff. EB86.1 - EB78.2	EB86.1	Diff. EB86.1 - EB78.2
EU28		7	-1	27	-1	35	3	18	6
BE		5	-2	23	-4	45	7	24	8
BG		13	3	31	3	17	-1	10	2
CZ		10	3	30	-5	36	0	19	8
DK		7	1	26	0	41	-2	13	-3
DE		9	-3	39	8	35	2	10	1
EE		7	-6	30	0	28	5	12	4
IE		5	-4	26	4	39	13	18	0
EL		8	-2	26	-3	35	2	26	7
ES		6	-4	25	-4	34	4	18	8
FR		1	-3	18	-4	43	9	22	7
HR		7	-7	32	-3	27	0	22	12
IT		9	4	20	-6	29	-3	33	18
CY		8	-13	27	4	31	10	14	2
LV		7	-8	28	0	24	7	18	11
LT		15	1	35	-2	27	7	9	5
LU		7	-8	22	-6	32	-3	29	21
HU		9	0	28	-2	32	3	18	3
MT		8	0	25	2	36	22	8	1
NL		3	-5	24	1	46	10	21	1
AT		8	-4	20	-9	34	3	27	9
PL		7	-2	33	-3	29	4	13	5
PT		6	3	25	0	26	-3	24	12
RO		13	6	24	4	34	6	14	-1
SI		7	2	24	-5	34	-1	27	14
SK		11	0	31	-6	34	5	14	4
FI		3	-6	35	-5	41	10	15	6
SE		6	-7	26	-6	43	8	16	2
UK		6	1	25	-1	38	2	15	5






























QB5.3 Would you say that the political influence of the EU is currently stronger or weaker than that of...?

China (%)

		The same (SPONTANEOUS)		Don't know	Total 'Stronger'		Total 'Weaker'	
		EB86.1	Diff. EB86.1 - EB78.2		EB86.1	EB86.1	Diff. EB86.1 - EB78.2	EB86.1
EU28		4	0	9	34	-2	53	9
BE		1	-4	2	28	-6	69	15
BG		5	-1	24	44	6	27	1
CZ		1	-2	4	40	-2	55	8
DK		4	2	9	33	1	54	-5
DE		3	-1	4	48	5	45	3
EE		5	-3	18	37	-6	40	9
IE		3	-3	9	31	0	57	13
EL		2	-2	3	34	-5	61	9
ES		6	5	11	31	-8	52	12
FR		3	-1	13	19	-7	65	16
HR		4	0	8	39	-10	49	12
IT		3	-2	6	29	-2	62	15
CY		2	-3	18	35	-9	45	12
LV		3	-1	20	35	-8	42	18
LT		5	1	9	50	-1	36	12
LU		5	3	5	29	-14	61	18
HU		4	-3	9	37	-2	50	6
MT		2	-2	21	33	2	44	23
NL		2	-1	4	27	-4	67	11
AT		3	-4	8	28	-13	61	12
PL		8	6	10	40	-5	42	9
PT		6	0	13	31	3	50	9
RO		4	-1	11	37	10	48	5
SI		2	-4	6	31	-3	61	13
SK		3	-1	7	42	-6	48	9
FI		3	1	3	38	-11	56	16
SE		2	1	7	32	-13	59	10
UK		3	0	13	31	0	53	7






























QB5.4 Would you say that the political influence of the EU is currently stronger or weaker than that of...?

India (%)

		Much stronger		Somewhat stronger		Somewhat weaker		Definitely weaker	
		EB86.1	Diff. EB86.1 - EB78.2	EB86.1	Diff. EB86.1 - EB78.2	EB86.1	Diff. EB86.1 - EB78.2	EB86.1	Diff. EB86.1 - EB78.2
EU28		22	-1	40	2	17	3	7	2
BE		17	-3	48	-1	22	8	8	4
BG		27	4	26	-2	8	1	8	2
CZ		21	-4	40	-5	25	10	8	4
DK		21	-6	37	-16	17	7	9	7
DE		37	-2	39	5	11	2	6	1
EE		35	1	31	-1	8	1	6	3
IE		16	-2	49	15	15	0	7	-2
EL		30	-1	41	0	10	0	12	5
ES		24	0	39	3	17	1	4	0
FR		13	-3	43	0	18	5	6	3
HR		17	-12	39	0	19	8	12	7
IT		12	0	38	3	26	6	13	4
CY		32	-28	30	14	9	4	8	4
LV		25	-13	30	7	9	3	11	8
LT		35	8	29	-4	12	0	11	7
LU		21	-10	38	-3	14	1	9	6
HU		15	-1	34	-2	19	3	16	5
MT		17	6	43	11	13	9	3	-1
NL		23	-6	48	9	16	2	5	-1
AT		25	-2	35	-4	19	2	10	5
PL		16	-5	35	-4	19	4	7	4
PT		31	22	35	3	9	-9	5	-2
RO		21	6	33	8	18	2	10	1
SI		24	4	35	-10	17	4	13	8
SK		21	-7	38	1	21	4	8	4
FI		26	-5	52	3	12	5	3	1
SE		21	-21	46	6	16	7	5	2
UK		17	-1	45	2	17	2	5	2






























QB5.4 Would you say that the political influence of the EU is currently stronger or weaker than that of...?

India (%)

		The same (SPONTANEOUS)		Don't know	Total 'Stronger'		Total 'Weaker'	
		EB86.1	Diff. EB86.1 - EB78.2		EB86.1	Diff. EB86.1 - EB78.2	EB86.1	Diff. EB86.1 - EB78.2
EU28		4	1	10	62	1	24	5
BE		3	-1	2	65	-4	30	12
BG		3	-1	28	53	2	16	3
CZ		2	0	4	61	-9	33	14
DK		4	2	12	58	-22	26	14
DE		2	0	5	76	3	17	3
EE		3	0	17	66	0	14	4
IE		4	0	9	65	13	22	-2
EL		2	-2	5	71	-1	22	5
ES		6	5	10	63	3	21	1
FR		3	0	17	56	-3	24	8
HR		4	1	9	56	-12	31	15
IT		3	-1	8	50	3	39	10
CY		1	0	20	62	-14	17	8
LV		3	2	22	55	-6	20	11
LT		4	2	9	64	4	23	7
LU		9	7	9	59	-13	23	7
HU		5	-2	11	49	-3	35	8
MT		3	0	21	60	17	16	8
NL		2	0	6	71	3	21	1
AT		3	-3	8	60	-6	29	7
PL		10	8	13	51	-9	26	8
PT		5	0	15	66	25	14	-11
RO		5	0	13	54	14	28	3
SI		2	-1	9	59	-6	30	12
SK		4	1	8	59	-6	29	8
FI		3	2	4	78	-2	15	6
SE		3	2	9	67	-15	21	9
UK		2	0	14	62	1	22	4






























QB5.5 Would you say that the political influence of the EU is currently stronger or weaker than that of...?

Brazil (%)






























		Much stronger		Somewhat stronger		Somewhat weaker		Definitely weaker	
		EB86.1	Diff. EB86.1 - EB78.2	EB86.1	Diff. EB86.1 - EB78.2	EB86.1	Diff. EB86.1 - EB78.2	EB86.1	Diff. EB86.1 - EB78.2
EU28		27	3	37	1	15	2	7	2
BE		22	0	48	0	19	7	6	2
BG		25	6	27	1	8	-2	7	2
CZ		22	0	38	-4	24	8	9	4
DK		28	-1	35	-17	12	4	10	8
DE		50	6	28	-1	9	1	7	2
EE		37	8	28	-2	7	-2	5	3
IE		20	1	47	14	12	-2	7	-1
EL		33	-2	38	1	11	2	11	5
ES		22	-2	40	3	17	1	4	1
FR		17	2	45	2	15	3	3	1
HR		17	-12	38	0	20	8	11	7
IT		13	1	41	6	22	2	12	5
CY		32	-27	27	12	10	5	8	4
LV		26	-6	26	3	10	4	10	6
LT		36	9	29	-1	13	1	9	6
LU		29	-5	37	-4	11	1	9	7
HU		18	3	33	-2	18	1	16	6
MT		17	5	41	9	12	8	4	0
NL		34	8	42	0	12	0	5	1
AT		29	-2	34	-5	16	3	9	5
PL		18	-4	35	-4	18	5	7	4
PT		27	22	36	7	12	-14	6	-3
RO		19	5	34	8	19	3	10	1
SI		27	7	34	-7	15	1	11	7
SK		20	-7	39	2	20	3	7	5
FI		35	0	46	2	8	2	3	1
SE		34	-11	40	3	9	3	4	2
UK		30	10	34	-5	13	-1	5	2

QB5.5 Would you say that the political influence of the EU is currently stronger or weaker than that of...?






























Brazil (%)

		The same (SPONTANEOUS)		Don't know	Total 'Stronger'		Total 'Weaker'	
		EB86.1	Diff. EB86.1 - EB78.2		EB86.1	Diff. EB86.1 - EB78.2	EB86.1	Diff. EB86.1 - EB78.2
EU28		3	0	11	64	4	22	4
BE		3	-2	2	70	0	25	9
BG		4	-2	29	52	7	15	0
CZ		2	-2	5	60	-4	33	12
DK		3	1	12	63	-18	22	12
DE		2	0	4	78	5	16	3
EE		4	-1	19	65	6	12	1
IE		4	0	10	67	15	19	-3
EL		2	-3	5	71	-1	22	7
ES		5	4	12	62	1	21	2
FR		3	-1	17	62	4	18	4
HR		4	0	10	55	-12	31	15
IT		4	-2	8	54	7	34	7
CY		1	0	22	59	-15	18	9
LV		3	1	25	52	-3	20	10
LT		4	2	9	65	8	22	7
LU		6	4	8	66	-9	20	8
HU		4	-4	11	51	1	34	7
MT		3	1	23	58	14	16	8
NL		1	-3	6	76	8	17	1
AT		4	-3	8	63	-7	25	8
PL		10	9	12	53	-8	25	9
PT		6	-2	13	63	29	18	-17
RO		5	0	13	53	13	29	4
SI		3	-2	10	61	0	26	8
SK		4	-2	10	59	-5	27	8
FI		3	2	5	81	2	11	3
SE		2	1	11	74	-8	13	5
UK		1	-1	17	64	5	18	1

QB5.6 Would you say that the political influence of the EU is currently stronger or weaker than that of...?**Russia (%)**






























		Much stronger	Somewhat stronger	Somewhat weaker	Definitely weaker	The same (SPONTANEOUS)	Don't know	Total 'Stronger'	Total 'Weaker'
EU28		7	28	34	18	4	9	35	52
BE		5	28	42	21	2	2	33	63
BG		10	24	24	16	7	19	34	40
CZ		11	30	31	23	2	3	41	54
DK		10	35	29	12	4	10	45	41
DE		7	34	39	14	3	3	41	53
EE		16	34	20	13	5	12	50	33
IE		8	31	34	14	4	9	39	48
EL		7	21	35	32	3	2	28	67
ES		6	30	33	10	7	14	36	43
FR		3	27	37	15	4	14	30	52
HR		6	18	36	29	4	7	24	65
IT		8	17	32	34	3	6	25	66
CY		11	16	35	26	3	9	27	61
LV		12	27	24	21	5	11	39	45
LT		14	33	30	12	4	7	47	42
LU		8	24	29	25	6	8	32	54
HU		7	32	29	22	3	7	39	51
MT		8	27	31	9	2	23	35	40
NL		8	29	33	24	2	4	37	57
AT		6	22	35	27	3	7	28	62
PL		9	31	30	14	6	10	40	44
PT		8	26	26	18	6	16	34	44
RO		9	27	31	18	4	11	36	49
SI		7	21	32	33	2	5	28	65
SK		11	29	29	21	3	7	40	50
FI		8	35	37	16	2	2	43	53
SE		8	31	37	15	3	6	39	52
UK		9	30	33	12	3	13	39	45

QB6.1 And in your opinion, in 2030, the political influence of the EU will be stronger or weaker than that of...?
The United States of America (%)






























		Much stronger	Somewhat stronger	Somewhat weaker	Definitely weaker	The same (SPONTANEOUS)	Don't know	Total 'Stronger'	Total 'Weaker'
EU28		7	22	33	18	6	14	29	51
BE		6	21	48	20	2	3	27	68
BG		8	18	18	13	10	33	26	31
CZ		11	24	31	22	5	7	35	53
DK		9	21	38	16	6	10	30	54
DE		7	29	37	13	4	10	36	50
EE		5	20	27	18	7	23	25	45
IE		6	25	34	17	5	13	31	51
EL		4	15	36	32	6	7	19	68
ES		5	21	30	20	8	16	26	50
FR		2	15	37	20	4	22	17	57
HR		5	22	34	21	5	13	27	55
IT		8	17	33	24	5	13	25	57
CY		7	12	29	23	4	25	19	52
LV		6	15	25	20	6	28	21	45
LT		11	21	32	14	7	15	32	46
LU		4	23	31	22	9	11	27	53
HU		7	20	32	22	5	14	27	54
MT		5	19	33	6	3	34	24	39
NL		5	23	43	18	5	6	28	61
AT		7	20	30	26	8	9	27	56
PL		9	26	22	9	13	21	35	31
PT		6	12	20	30	9	23	18	50
RO		13	28	25	12	6	16	41	37
SI		7	16	31	28	3	15	23	59
SK		10	26	27	15	7	15	36	42
FI		4	27	43	20	3	3	31	63
SE		5	29	42	14	3	7	34	56
UK		7	21	36	18	3	15	28	54

QB6.2 And in your opinion, in 2030, the political influence of the EU will be stronger or weaker than that of...?

Japan (%)






























		Much stronger	Somewhat stronger	Somewhat weaker	Definitely weaker	The same (SPONTANEOUS)	Don't know	Total 'Stronger'	Total 'Weaker'
EU28		9	33	25	10	6	17	42	35
BE		7	37	38	10	4	4	44	48
BG		11	24	12	10	8	35	35	22
CZ		10	35	28	15	5	7	45	43
DK		10	40	24	5	6	15	50	29
DE		14	46	19	4	5	12	60	23
EE		7	31	19	8	7	28	38	27
IE		7	37	26	9	4	17	44	35
EL		7	26	29	22	7	9	33	51
ES		7	26	28	12	9	18	33	40
FR		3	31	26	10	5	25	34	36
HR		8	29	33	12	4	14	37	45
IT		7	23	31	20	5	14	30	51
CY		8	24	20	10	4	34	32	30
LV		8	27	17	12	5	31	35	29
LT		14	34	21	8	7	16	48	29
LU		10	33	24	10	9	14	43	34
HU		10	30	26	12	6	16	40	38
MT		6	25	22	4	3	40	31	26
NL		9	45	25	5	5	11	54	30
AT		12	31	24	16	7	10	43	40
PL		9	28	18	7	16	22	37	25
PT		7	20	23	15	9	26	27	38
RO		16	24	26	9	6	19	40	35
SI		8	27	25	18	5	17	35	43
SK		12	33	24	8	7	16	45	32
FI		8	50	27	6	3	6	58	33
SE		10	48	25	5	4	8	58	30
UK		8	31	27	9	4	21	39	36

QB6.3 And in your opinion, in 2030, the political influence of the EU will be stronger or weaker than that of...?
China (%)

		Much stronger	Somewhat stronger	Somewhat weaker	Definitely weaker	The same (SPONTANEOUS)	Don't know	Total 'Stronger'	Total 'Weaker'
EU28		7	24	31	16	6	16	31	47
BE		5	26	44	19	3	3	31	63
BG		11	23	14	10	7	35	34	24
CZ		11	27	33	18	4	7	38	51
DK		6	24	36	16	5	13	30	52
DE		8	34	31	12	5	10	42	43
EE		7	26	24	11	6	26	33	35
IE		6	27	32	14	4	17	33	46
EL		7	21	31	28	5	8	28	59
ES		6	25	30	13	8	18	31	43
FR		2	18	34	19	3	24	20	53
HR		8	31	27	16	4	14	39	43
IT		8	18	33	22	5	14	26	55
CY		6	19	23	14	5	33	25	37
LV		6	22	21	17	5	29	28	38
LT		13	29	25	9	7	17	42	34
LU		6	20	28	25	9	12	26	53
HU		8	25	29	17	6	15	33	46
MT		5	20	28	6	2	39	25	34
NL		4	22	41	22	4	7	26	63
AT		9	24	28	22	7	10	33	50
PL		8	26	20	10	14	22	34	30
PT		6	21	22	16	9	26	27	38
RO		13	23	29	10	7	18	36	39
SI		8	21	28	24	3	16	29	52
SK		13	28	25	12	6	16	41	37
FI		5	33	37	17	3	5	38	54
SE		3	26	44	18	2	7	29	62
UK		6	19	36	16	4	19	25	52






























QB6.4 And in your opinion, in 2030, the political influence of the EU will be stronger or weaker than that of...?

India (%)

		Much stronger	Somewhat stronger	Somewhat weaker	Definitely weaker	The same (SPONTANEOUS)	Don't know	Total 'Stronger'	Total 'Weaker'
EU28		14	35	20	8	6	17	49	28
BE		14	44	25	9	4	4	58	34
BG		19	23	8	7	7	36	42	15
CZ		16	38	25	9	4	8	54	34
DK		12	37	23	6	6	16	49	29
DE		22	40	16	5	5	12	62	21
EE		20	32	9	6	6	27	52	15
IE		11	45	17	5	5	17	56	22
EL		18	37	13	16	6	10	55	29
ES		17	37	17	3	8	18	54	20
FR		6	33	24	8	4	25	39	32
HR		13	38	20	9	5	15	51	29
IT		9	34	24	13	5	15	43	37
CY		22	25	10	6	2	35	47	16
LV		15	26	12	11	4	32	41	23
LT		25	28	14	9	7	17	53	23
LU		14	30	22	10	10	14	44	32
HU		11	31	23	12	7	16	42	35
MT		10	31	14	3	2	40	41	17
NL		12	46	21	7	4	10	58	28
AT		20	34	17	11	7	11	54	28
PL		12	28	17	6	15	22	40	23
PT		23	30	7	3	9	28	53	10
RO		18	31	17	8	6	20	49	25
SI		15	32	20	11	4	18	47	31
SK		18	34	18	7	6	17	52	25
FI		17	49	17	7	4	6	66	24
SE		11	41	29	7	3	9	52	36
UK		12	34	23	7	4	20	46	30






























QB6.5 And in your opinion, in 2030, the political influence of the EU will be stronger or weaker than that of...?

Brazil (%)

		Much stronger	Somewhat stronger	Somewhat weaker	Definitely weaker	The same (SPONTANEOUS)	Don't know	Total 'Stronger'	Total 'Weaker'
EU28		18	36	16	7	5	18	54	23
BE		16	48	23	6	3	4	64	29
BG		20	23	8	6	6	37	43	14
CZ		16	37	24	11	4	8	53	35
DK		20	35	18	6	6	15	55	24
DE		35	34	11	5	4	11	69	16
EE		24	30	7	6	5	28	54	13
IE		14	47	11	7	5	16	61	18
EL		21	36	12	15	6	10	57	27
ES		17	36	18	3	7	19	53	21
FR		8	40	17	5	4	26	48	22
HR		15	37	22	7	4	15	52	29
IT		9	36	21	13	5	16	45	34
CY		22	25	9	6	3	35	47	15
LV		15	26	10	11	5	33	41	21
LT		27	29	12	8	7	17	56	20
LU		21	35	13	7	10	14	56	20
HU		14	30	20	12	7	17	44	32
MT		10	33	12	3	2	40	43	15
NL		22	48	14	3	3	10	70	17
AT		24	34	15	8	7	12	58	23
PL		13	30	15	5	15	22	43	20
PT		22	33	6	3	9	27	55	9
RO		17	33	17	7	6	20	50	24
SI		18	34	16	10	4	18	52	26
SK		18	33	19	6	7	17	51	25
FI		24	49	13	4	4	6	73	17
SE		22	47	15	4	2	10	69	19
UK		18	33	16	7	4	22	51	23






























QB6.6 And in your opinion, in 2030, the political influence of the EU will be stronger or weaker than that of...?

Russia (%)

		Much stronger	Somewhat stronger	Somewhat weaker	Definitely weaker	The same (SPONTANEOUS)	Don't know	Total 'Stronger'	Total 'Weaker'
EU28		8	27	28	14	6	17	35	42
BE		9	28	41	15	3	4	37	56
BG		12	15	17	14	8	34	27	31
CZ		12	28	27	21	4	8	40	48
DK		10	32	29	10	5	14	42	39
DE		8	35	31	9	6	11	43	40
EE		16	28	15	11	5	25	44	26
IE		8	36	24	10	5	17	44	34
EL		6	19	30	30	6	9	25	60
ES		6	35	25	6	8	20	41	31
FR		5	25	28	12	5	25	30	40
HR		7	25	32	19	5	12	32	51
IT		8	17	34	22	5	14	25	56
CY		9	15	24	21	4	27	24	45
LV		11	22	17	17	5	28	33	34
LT		13	28	24	10	7	18	41	34
LU		5	26	26	20	9	14	31	46
HU		9	30	24	17	5	15	39	41
MT		5	24	25	5	2	39	29	30
NL		7	32	32	17	4	8	39	49
AT		7	23	32	19	9	10	30	51
PL		7	28	19	9	15	22	35	28
PT		9	25	18	11	9	28	34	29
RO		11	27	25	13	6	18	38	38
SI		8	21	24	27	4	16	29	51
SK		11	29	23	15	7	15	40	38
FI		10	39	29	15	3	4	49	44
SE		7	39	30	12	3	9	46	42
UK		9	24	29	14	4	20	33	43






























QB7.1 For each of these values, please tell me if they are best embodied by the EU, by other countries (or groups of countries) in the world or by both?

Respect for nature and the environment (%)

		The European Union		Other countries in the world		Both		Don't know
		EB86.1	Diff. EB86.1 - EB78.2	EB86.1	Diff. EB86.1 - EB78.2	EB86.1	Diff. EB86.1 - EB78.2	
EU28		48	-3	15	3	30	1	7
BE		47	-13	19	5	32	9	2
BG		27	3	6	-1	55	-9	12
CZ		41	3	17	-1	38	-1	4
DK		69	-11	5	1	21	7	5
DE		64	-5	10	5	22	3	4
EE		47	-1	5	-1	39	1	9
IE		50	2	11	-2	35	5	4
EL		40	-8	12	-5	43	13	5
ES		52	6	17	-1	22	-4	9
FR		54	-12	18	9	17	0	11
HR		46	-14	19	10	32	7	3
IT		27	-12	24	4	40	9	9
CY		50	-11	7	0	39	10	4
LV		50	3	8	-3	32	-2	10
LT		37	5	7	-5	51	4	5
LU		67	0	9	0	20	0	4
HU		33	-6	16	-2	45	8	6
MT		32	-5	7	2	57	5	4
NL		61	4	9	1	27	-3	3
AT		53	-5	14	2	30	3	3
PL		50	1	13	2	31	-1	6
PT		47	8	7	-2	39	-3	7
RO		34	-4	27	10	35	0	4
SI		67	-5	8	3	21	1	4
SK		43	7	10	-7	44	3	3
FI		76	2	4	-1	19	2	1
SE		67	1	7	0	22	-3	4
UK		40	-1	16	3	36	-1	8






























QB7.2 For each of these values, please tell me if they are best embodied by the EU, by other countries (or groups of countries) in the world or by both?

Social equality and solidarity (%)

		The European Union		Other countries in the world		Both		Don't know
		EB86.1	Diff. EB86.1 - EB78.2	EB86.1	Diff. EB86.1 - EB78.2	EB86.1	Diff. EB86.1 - EB78.2	
EU28		55	-3	13	2	25	2	7
BE		62	-10	14	6	23	6	1
BG		32	-1	10	-1	44	-4	14
CZ		49	-1	17	3	28	-1	6
DK		74	-9	5	1	15	5	6
DE		72	-2	7	3	17	2	4
EE		53	1	8	-1	27	-1	12
IE		52	0	12	0	31	4	5
EL		42	-7	17	-2	35	7	6
ES		56	1	16	4	19	-5	9
FR		58	-15	16	8	15	4	11
HR		51	-5	15	3	30	5	4
IT		38	-8	15	-3	38	11	9
CY		47	-12	10	0	36	13	7
LV		50	1	16	1	21	-2	13
LT		43	5	11	-2	40	2	6
LU		73	-8	7	2	15	4	5
HU		40	-1	15	-2	37	4	8
MT		37	-7	6	2	50	7	7
NL		75	3	5	1	16	-4	4
AT		58	-4	9	-3	29	6	4
PL		53	-1	13	1	27	0	7
PT		51	12	11	0	30	-12	8
RO		38	2	22	1	33	4	7
SI		65	-9	13	7	16	1	6
SK		49	1	12	-5	34	4	5
FI		84	1	4	1	10	-1	2
SE		77	-1	4	-1	14	-1	5
UK		50	2	13	2	28	-3	9






























QB7.3 For each of these values, please tell me if they are best embodied by the EU, by other countries (or groups of countries) in the world or by both?

Peace (%)

		The European Union		Other countries in the world		Both		Don't know
		EB86.1	Diff. EB86.1 - EB78.2	EB86.1	Diff. EB86.1 - EB78.2	EB86.1	Diff. EB86.1 - EB78.2	
EU28		57	-6	10	3	27	3	6
BE		57	-15	12	6	29	10	2
BG		42	-5	4	1	44	-3	10
CZ		57	-3	11	6	30	-2	2
DK		67	-18	5	2	23	13	5
DE		71	-4	6	4	20	2	3
EE		53	-6	5	1	33	3	9
IE		55	1	10	1	31	3	4
EL		59	-8	8	-1	29	7	4
ES		67	3	8	1	19	-2	6
FR		58	-19	11	6	20	7	11
HR		52	-18	17	10	28	9	3
IT		44	-7	14	-1	34	8	8
CY		50	-21	9	4	35	16	6
LV		60	-12	8	3	22	7	10
LT		50	-2	5	-2	41	7	4
LU		78	0	4	0	13	-2	5
HU		48	-9	11	3	34	4	7
MT		40	-6	6	3	48	2	6
NL		59	-3	6	2	32	3	3
AT		61	-8	8	0	28	8	3
PL		57	-7	10	4	27	4	6
PT		58	13	6	-2	31	-10	5
RO		43	-7	18	7	35	3	4
SI		74	-8	6	4	17	3	3
SK		55	-8	6	2	38	8	1
FI		80	-5	3	0	15	5	2
SE		71	-10	5	2	20	6	4
UK		45	-3	11	2	36	3	8






























QB7.4 For each of these values, please tell me if they are best embodied by the EU, by other countries (or groups of countries) in the world or by both?

Progress and innovation (%)

		The European Union		Other countries in the world		Both		Don't know
		EB86.1	Diff. EB86.1 - EB78.2	EB86.1	Diff. EB86.1 - EB78.2	EB86.1	Diff. EB86.1 - EB78.2	
EU28		33	1	26	0	35	1	6
BE		25	-12	35	3	39	11	1
BG		25	2	8	-2	53	-7	14
CZ		35	10	19	-4	43	-5	3
DK		32	-2	23	-9	38	8	7
DE		42	6	23	7	31	-11	4
EE		31	0	13	0	45	-1	11
IE		40	1	19	-1	36	4	5
EL		30	-5	24	-1	43	6	3
ES		46	8	26	-4	21	-3	7
FR		31	0	34	-2	26	1	9
HR		34	-6	21	-5	42	13	3
IT		19	-10	33	-1	40	11	8
CY		34	-13	16	1	42	8	8
LV		30	-3	17	0	37	0	16
LT		28	2	13	-6	54	8	5
LU		29	-1	32	-7	35	7	4
HU		29	1	17	-4	49	2	5
MT		26	-5	9	1	58	8	7
NL		26	4	31	-4	41	2	2
AT		34	-1	24	6	40	-4	2
PL		43	0	20	2	31	0	6
PT		31	1	19	3	44	-1	6
RO		31	2	24	1	40	4	5
SI		38	-4	26	1	33	4	3
SK		39	6	13	-6	46	1	2
FI		39	-20	22	8	36	13	3
SE		24	0	32	-7	39	5	5
UK		27	3	25	-2	38	0	10






























QB7.5 For each of these values, please tell me if they are best embodied by the EU, by other countries (or groups of countries) in the world or by both?

Freedom of opinion (%)

		The European Union		Other countries in the world		Both		Don't know
		EB86.1	Diff. EB86.1 - EB78.2	EB86.1	Diff. EB86.1 - EB78.2	EB86.1	Diff. EB86.1 - EB78.2	
EU28		57	-4	12	3	25	1	6
BE		66	-7	12	5	21	4	1
BG		31	0	7	0	47	-8	15
CZ		44	0	19	5	33	-4	4
DK		71	-14	4	1	19	9	6
DE		75	-2	4	2	17	0	4
EE		55	-1	6	1	30	-1	9
IE		54	-1	11	1	30	3	5
EL		48	-2	10	-4	39	6	3
ES		64	7	12	1	18	-6	6
FR		65	-12	10	4	16	4	9
HR		44	-11	17	6	35	7	4
IT		35	-13	20	4	37	9	8
CY		48	-16	10	4	36	11	6
LV		52	2	11	1	26	-2	11
LT		45	5	7	-5	43	4	5
LU		72	-8	6	1	18	4	4
HU		36	0	15	-3	41	1	8
MT		40	-1	7	1	48	3	5
NL		79	3	4	0	15	-3	2
AT		56	-8	14	4	26	4	4
PL		51	-5	17	7	26	0	6
PT		55	14	7	-1	33	-10	5
RO		36	-3	23	7	36	1	5
SI		61	-10	11	5	24	5	4
SK		48	1	9	-3	40	4	3
FI		82	-1	4	-1	12	2	2
SE		78	-5	4	2	14	1	4
UK		48	-7	13	3	32	3	7






























QB7.6 For each of these values, please tell me if they are best embodied by the EU, by other countries (or groups of countries) in the world or by both?

Tolerance and openness to others (%)

		The European Union		Other countries in the world		Both		Don't know
		EB86.1	Diff. EB86.1 - EB78.2	EB86.1	Diff. EB86.1 - EB78.2	EB86.1	Diff. EB86.1 - EB78.2	
EU28		52	-1	14	3	27	-1	7
BE		54	-7	17	6	27	3	2
BG		35	4	7	0	44	-9	14
CZ		42	1	18	2	35	-1	5
DK		53	-5	13	-1	25	1	9
DE		61	-1	10	4	24	-1	5
EE		50	0	7	0	29	-4	14
IE		50	-3	13	2	30	3	7
EL		42	-4	15	-4	38	6	5
ES		62	4	13	3	17	-6	8
FR		53	-10	17	8	18	-1	12
HR		45	-10	17	5	33	6	5
IT		36	-9	21	4	34	4	9
CY		48	-12	10	3	31	2	11
LV		49	4	9	-1	27	0	15
LT		46	6	6	-5	43	5	5
LU		68	-6	10	2	16	2	6
HU		39	2	16	-2	36	0	9
MT		39	1	7	1	47	0	7
NL		60	4	9	1	26	-4	5
AT		51	-5	18	8	28	-1	3
PL		53	1	15	3	26	-2	6
PT		55	14	8	0	31	-11	6
RO		40	4	21	5	34	1	5
SI		61	-7	13	5	19	-1	7
SK		47	3	9	-7	40	5	4
FI		74	-3	5	0	17	2	4
SE		61	-2	10	1	24	-1	5
UK		51	0	11	2	30	-1	8






























QB7.7 For each of these values, please tell me if they are best embodied by the EU, by other countries (or groups of countries) in the world or by both?

Respect for history and its lessons (%)

		The European Union		Other countries in the world		Both		Don't know
		EB86.1	Diff. EB86.1 - EB78.2	EB86.1	Diff. EB86.1 - EB78.2	EB86.1	Diff. EB86.1 - EB78.2	
EU28		44	-4	14	3	33	2	9
BE		44	-12	19	8	34	7	3
BG		22	-4	10	4	49	-10	19
CZ		40	-3	20	7	34	-4	6
DK		48	-8	11	2	33	4	8
DE		53	0	11	3	28	-2	8
EE		36	-7	10	4	39	0	15
IE		46	0	13	3	34	2	7
EL		38	-9	16	-2	40	9	6
ES		55	4	15	1	21	-3	9
FR		51	-10	12	5	22	4	15
HR		38	-15	17	6	40	12	5
IT		33	-15	17	2	41	11	9
CY		44	-19	9	2	38	12	9
LV		39	0	10	0	36	0	15
LT		34	0	8	-1	52	5	6
LU		53	-11	11	3	28	5	8
HU		34	-3	16	0	42	2	8
MT		36	-5	8	5	51	4	5
NL		42	0	16	4	35	-1	7
AT		36	-9	19	5	40	4	5
PL		44	-4	18	6	30	-1	8
PT		48	13	7	-2	38	-7	7
RO		34	1	23	11	37	0	6
SI		47	-13	16	8	30	3	7
SK		43	-1	9	-6	42	5	6
FI		53	-6	10	-3	32	8	5
SE		45	1	13	-2	35	1	7
UK		36	-3	15	3	39	0	10






























QB8.1 As regards each of the following countries or group of countries, do you have a positive or a negative view about it?

The European Union (%)

		Very positive view	Somewhat positive view	Somewhat negative view	Very negative view	Don't know	Total 'Positive'	Total 'Negative'
EU28		15	54	21	6	4	69	27
BE		12	64	19	4	1	76	23
BG		26	43	14	8	9	69	22
CZ		15	45	27	10	3	60	37
DK		27	56	10	3	4	83	13
DE		13	61	20	3	3	74	23
EE		17	64	12	2	5	81	14
IE		34	46	12	4	4	80	16
EL		8	36	34	20	2	44	54
ES		19	49	23	4	5	68	27
FR		5	57	25	7	6	62	32
HR		26	51	14	5	4	77	19
IT		7	52	28	7	6	59	35
CY		12	54	21	9	4	66	30
LV		12	66	15	4	3	78	19
LT		40	49	8	1	2	89	9
LU		26	60	9	3	2	86	12
HU		8	54	29	6	3	62	35
MT		18	65	8	4	5	83	12
NL		22	62	12	3	1	84	15
AT		16	47	29	4	4	63	33
PL		17	64	10	2	7	81	12
PT		15	62	17	2	4	77	19
RO		28	54	12	3	3	82	15
SI		12	62	19	4	3	74	23
SK		18	60	17	4	1	78	21
FI		17	71	10	1	1	88	11
SE		31	49	14	5	1	80	19
UK		20	38	25	11	6	58	36






























QB8.2 As regards each of the following countries or group of countries, do you have a positive or a negative view about it?

Germany (%)

		Very positive view	Somewhat positive view	Somewhat negative view	Very negative view	Don't know	Total 'Positive'	Total 'Negative'
EU28		20	50	19	6	5	70	25
BE		18	66	13	2	1	84	15
BG		25	47	13	6	9	72	19
CZ		14	43	31	11	1	57	42
DK		43	48	5	1	3	91	6
DE		30	56	12	1	1	86	13
EE		19	53	15	5	8	72	20
IE		24	49	18	4	5	73	22
EL		3	18	34	43	2	21	77
ES		18	45	25	6	6	63	31
FR		13	62	14	4	7	75	18
HR		41	45	9	2	3	86	11
IT		12	42	29	10	7	54	39
CY		8	28	32	25	7	36	57
LV		17	60	13	3	7	77	16
LT		47	43	7	1	2	90	8
LU		24	52	17	5	2	76	22
HU		11	48	30	7	4	59	37
MT		18	57	11	3	11	75	14
NL		48	47	4	0	1	95	4
AT		17	44	29	7	3	61	36
PL		11	59	21	3	6	70	24
PT		12	36	37	10	5	48	47
RO		32	44	17	3	4	76	20
SI		20	57	17	4	2	77	21
SK		18	53	20	7	2	71	27
FI		26	68	5	0	1	94	5
SE		42	50	5	1	2	92	6
UK		20	47	19	4	10	67	23






























QB8.3 As regards each of the following countries or group of countries, do you have a positive or a negative view about it?

France (%)

		Very positive view	Somewhat positive view	Somewhat negative view	Very negative view	Don't know	Total 'Positive'	Total 'Negative'
EU28		13	56	22	4	5	69	26
BE		10	63	23	3	1	73	26
BG		23	51	10	3	13	74	13
CZ		17	59	19	3	2	76	22
DK		22	54	17	2	5	76	19
DE		11	60	22	2	5	71	24
EE		12	57	18	2	11	69	20
IE		22	52	17	4	5	74	21
EL		12	54	24	8	2	66	32
ES		15	56	20	2	7	71	22
FR		10	57	24	5	4	67	29
HR		23	54	16	1	6	77	17
IT		7	51	30	6	6	58	36
CY		15	56	16	5	8	71	21
LV		12	63	11	2	12	75	13
LT		36	49	10	1	4	85	11
LU		11	46	32	8	3	57	40
HU		6	51	30	7	6	57	37
MT		11	57	17	2	13	68	19
NL		14	56	26	2	2	70	28
AT		15	50	28	3	4	65	31
PL		9	62	19	2	8	71	21
PT		15	64	13	3	5	79	16
RO		24	51	18	2	5	75	20
SI		10	65	19	2	4	75	21
SK		15	66	14	2	3	81	16
FI		14	71	12	1	2	85	13
SE		26	57	13	1	3	83	14
UK		14	47	25	5	9	61	30






























QB8.4 As regards each of the following countries or group of countries, do you have a positive or a negative view about it?

United Kingdom (%)

		Very positive view	Somewhat positive view	Somewhat negative view	Very negative view	Don't know	Total 'Positive'	Total 'Negative'
EU28		16	47	25	5	7	63	30
BE		10	44	39	6	1	54	45
BG		17	46	16	5	16	63	21
CZ		24	57	16	1	2	81	17
DK		28	45	21	2	4	73	23
DE		7	40	38	8	7	47	46
EE		19	52	16	3	10	71	19
IE		22	45	24	4	5	67	28
EL		8	40	33	14	5	48	47
ES		13	44	26	7	10	57	33
FR		5	45	33	7	10	50	40
HR		21	48	22	3	6	69	25
IT		16	52	20	5	7	68	25
CY		10	42	30	12	6	52	42
LV		14	58	14	3	11	72	17
LT		32	47	15	3	3	79	18
LU		7	35	38	15	5	42	53
HU		13	56	20	5	6	69	25
MT		16	52	19	4	9	68	23
NL		16	49	29	4	2	65	33
AT		15	44	31	5	5	59	36
PL		10	60	20	2	8	70	22
PT		16	55	18	4	7	71	22
RO		25	47	19	3	6	72	22
SI		10	52	26	6	6	62	32
SK		16	62	15	3	4	78	18
FI		13	63	20	1	3	76	21
SE		28	46	20	3	3	74	23
UK		37	44	14	3	2	81	17






























QB8.5 As regards each of the following countries or group of countries, do you have a positive or a negative view about it?

The USA (%)






























		Very positive view	Somewhat positive view	Somewhat negative view	Very negative view	Don't know	Total 'Positive'	Total 'Negative'
EU28		13	48	27	7	5	61	34
BE		10	52	32	5	1	62	37
BG		13	38	25	13	11	51	38
CZ		15	45	28	9	3	60	37
DK		20	47	25	3	5	67	28
DE		5	39	41	10	5	44	51
EE		14	50	19	6	11	64	25
IE		23	49	18	5	5	72	23
EL		6	36	34	21	3	42	55
ES		16	50	22	6	6	66	28
FR		6	51	29	6	8	57	35
HR		18	46	23	9	4	64	32
IT		21	51	18	4	6	72	22
CY		13	39	26	16	6	52	42
LV		11	47	22	10	10	58	32
LT		39	44	10	4	3	83	14
LU		9	37	37	13	4	46	50
HU		11	44	29	10	6	55	39
MT		16	56	14	3	11	72	17
NL		11	52	31	5	1	63	36
AT		13	38	31	15	3	51	46
PL		16	64	11	2	7	80	13
PT		17	55	18	3	7	72	21
RO		32	43	17	3	5	75	20
SI		7	36	39	14	4	43	53
SK		10	40	35	13	2	50	48
FI		7	57	31	3	2	64	34
SE		14	46	32	6	2	60	38
UK		14	46	27	7	6	60	34

QB8.6 As regards each of the following countries or group of countries, do you have a positive or a negative view about it?






























Russia (%)

		Very positive view	Somewhat positive view	Somewhat negative view	Very negative view	Don't know	Total 'Positive'	Total 'Negative'
EU28		6	26	42	19	7	32	61
BE		3	23	48	24	2	26	72
BG		25	47	14	3	11	72	17
CZ		6	33	42	16	3	39	58
DK		1	10	42	41	6	11	83
DE		4	19	49	23	5	23	72
EE		7	25	36	24	8	32	60
IE		8	23	39	19	11	31	58
EL		16	50	24	8	2	66	32
ES		6	25	42	16	11	31	58
FR		3	23	46	18	10	26	64
HR		13	36	33	12	6	49	45
IT		12	35	35	10	8	47	45
CY		26	50	14	3	7	76	17
LV		12	31	32	19	6	43	51
LT		11	27	34	24	4	38	58
LU		3	18	44	27	8	21	71
HU		4	33	43	12	8	37	55
MT		5	32	40	7	16	37	47
NL		1	7	46	43	3	8	89
AT		6	22	40	27	5	28	67
PL		2	25	42	23	8	27	65
PT		4	22	49	14	11	26	63
RO		13	40	30	11	6	53	41
SI		8	37	41	10	4	45	51
SK		12	49	28	8	3	61	36
FI		1	17	55	26	1	18	81
SE		1	12	43	43	1	13	86
UK		4	23	42	20	11	27	62






























QB8.7 As regards each of the following countries or group of countries, do you have a positive or a negative view about it?
China (%)

		Very positive view	Somewhat positive view	Somewhat negative view	Very negative view	Don't know	Total 'Positive'	Total 'Negative'
EU28		5	32	40	13	10	37	53
BE		5	35	45	12	3	40	57
BG		10	40	21	6	23	50	27
CZ		5	30	45	17	3	35	62
DK		3	25	46	16	10	28	62
DE		2	26	51	12	9	28	63
EE		5	43	28	6	18	48	34
IE		11	38	29	11	11	49	40
EL		8	46	30	12	4	54	42
ES		6	29	40	15	10	35	55
FR		2	29	41	16	12	31	57
HR		11	39	29	14	7	50	43
IT		6	28	38	18	10	34	56
CY		16	48	16	6	14	64	22
LV		7	52	21	5	15	59	26
LT		14	44	26	7	9	58	33
LU		2	23	44	22	9	25	66
HU		4	29	46	12	9	33	58
MT		6	38	29	9	18	44	38
NL		2	27	49	17	5	29	66
AT		5	21	41	26	7	26	67
PL		3	39	34	10	14	42	44
PT		3	30	42	14	11	33	56
RO		15	44	25	7	9	59	32
SI		5	34	42	12	7	39	54
SK		7	42	35	11	5	49	46
FI		2	40	44	10	4	42	54
SE		3	27	45	20	5	30	65
UK		6	40	34	8	12	46	42

QB9 Which two of the following would you consider to be most helpful if anything, for the future of Europe?
(MAX. 2 ANSWERS)






























		Comparable education standards		Well defined external borders of the EU		The introduction of the Euro in all EU countries		Comparable living standards		A common army	
		EB86.1	Diff. EB86.1 - EB78.2	EB86.1	Diff. EB86.1 - EB78.2	EB86.1	Diff. EB86.1 - EB78.2	EB86.1	Diff. EB86.1 - EB78.2	EB86.1	Diff. EB86.1 - EB78.2
EU28		35	-4	26	11	14	1	53	1	12	4
BE		32	3	37	19	20	3	48	1	18	7
BG		22	-10	23	11	8	-5	65	-10	10	5
CZ		20	-9	35	23	7	0	64	-6	19	10
DK		48	-5	30	11	8	-4	48	6	9	3
DE		44	-12	30	19	18	4	51	-1	8	3
EE		29	-8	31	19	14	-2	61	1	12	2
IE		44	-2	23	9	23	4	51	1	6	-1
EL		28	-1	30	10	11	-1	65	13	10	4
ES		61	-2	14	7	6	0	58	4	3	1
FR		29	-1	26	7	15	-1	49	-6	21	9
HR		21	-21	21	0	22	5	66	3	13	-3
IT		18	-4	27	8	20	-2	39	1	12	4
CY		36	-6	21	-3	12	5	55	-7	18	6
LV		25	-5	32	18	15	2	52	3	12	4
LT		24	-1	16	6	13	-3	77	15	18	11
LU		45	-2	30	16	16	-2	45	0	12	3
HU		12	-3	33	15	19	0	54	-1	19	13
MT		56	8	18	10	19	4	49	1	7	3
NL		42	9	21	11	12	0	59	12	21	4
AT		34	-7	42	14	20	-1	50	0	17	6
PL		22	-2	21	7	12	0	71	3	18	11
PT		40	17	21	6	14	0	68	19	6	-2
RO		26	-8	21	4	26	7	57	-6	17	7
SI		33	5	15	8	15	4	65	-4	10	4
SK		18	-6	29	18	21	-3	65	-7	10	4
FI		42	7	33	15	22	-5	46	-2	7	2
SE		62	-1	18	10	6	1	58	2	7	0
UK		39	-6	31	13	6	2	46	2	7	-1

QB9 Which two of the following would you consider to be most helpful if anything, for the future of Europe?
(MAX. 2 ANSWERS)

		An economic government for the EU		Other (SPONTANEOUS)		None (SPONTANEOUS)		Don't know
		EB86.1	Diff. EB86.1 - EB78.2	EB86.1	Diff. EB86.1 - EB78.2	EB86.1	Diff. EB86.1 - EB78.2	
EU28		21	-8	3	2	3	0	4
BE		25	-10	1	-2	0	-1	0
BG		22	-11	2	2	3	3	7
CZ		11	-7	2	1	4	-1	3
DK		12	-15	11	8	2	-3	4
DE		19	-11	2	1	2	0	2
EE		19	-1	3	2	1	-2	3
IE		22	-11	1	-1	1	-1	2
EL		21	-5	6	5	4	-5	1
ES		26	-2	4	1	1	0	5
FR		26	-13	3	3	2	0	4
HR		18	-13	1	0	2	1	2
IT		27	-6	4	2	6	2	6
CY		21	-11	1	-1	5	3	3
LV		21	-5	2	2	1	-5	2
LT		19	-10	1	-1	1	-1	1
LU		28	-11	4	2	1	-1	1
HU		21	-19	4	2	3	0	2
MT		26	-4	2	2	0	0	2
NL		25	-16	4	2	1	-3	0
AT		12	-7	4	-1	3	-1	2
PL		14	-3	1	-1	1	0	5
PT		21	-3	2	1	1	-1	5
RO		15	-10	1	0	1	0	3
SI		23	-5	4	-1	1	-1	1
SK		14	-15	2	1	2	1	2
FI		21	-2	2	1	3	-3	2
SE		12	-8	6	5	2	-4	2
UK		20	-4	1	-1	5	-2	5






























QB10.1 For each of the following areas, please tell me if you believe that more decision-making should take place at a European level or on the contrary that less decision-making should take place at a European level.

Fighting terrorism (%)

		More decision-making at a European level		Less decision-making at a European level		No change is needed (SPONTANEOUS)		Don't know
		EB86.1	Diff. EB86.1 - EB78.2	EB86.1	Diff. EB86.1 - EB78.2	EB86.1	Diff. EB86.1 - EB78.2	
EU28		80	-3	15	4	2	-1	3
BE		85	-1	13	6	1	-5	1
BG		81	-9	12	6	2	0	5
CZ		85	-4	13	6	1	-1	1
DK		87	-3	9	2	2	0	2
DE		84	-5	13	5	1	0	2
EE		81	-4	10	2	6	1	3
IE		85	9	11	-3	2	-3	2
EL		82	8	16	-4	1	-4	1
ES		93	10	5	-7	1	-1	1
FR		83	-4	12	4	1	-1	4
HR		81	0	15	2	1	-2	3
IT		72	-6	23	10	1	-4	4
CY		89	-3	9	2	1	0	1
LV		85	2	11	5	2	-4	2
LT		86	3	11	-1	1	0	2
LU		90	6	6	-6	2	0	2
HU		76	-2	17	9	3	-8	4
MT		93	10	4	-2	1	-4	2
NL		89	2	7	-1	3	0	1
AT		73	-4	23	8	3	-4	1
PL		75	-11	19	9	3	1	3
PT		90	8	6	-3	2	-4	2
RO		72	-7	24	14	2	-3	2
SI		80	-2	16	5	2	-3	2
SK		77	-12	20	11	1	0	2
FI		89	7	10	-5	0	-2	1
SE		87	-2	7	-2	4	3	2
UK		66	-10	26	7	4	2	4






























QB10.2 For each of the following areas, please tell me if you believe that more decision-making should take place at a European level or on the contrary that less decision-making should take place at a European level.

Dealing with health and social security issues (%)

		More decision-making at a European level		Less decision-making at a European level		No change is needed (SPONTANEOUS)		Don't know
		EB86.1	Diff: EB86.1 - EB81.1	EB86.1	Diff: EB86.1 - EB81.1	EB86.1	Diff: EB86.1 - EB81.1	
EU28		64	14	30	-13	3	-1	3
BE		76	15	22	-5	1	-10	1
BG		64	1	28	0	3	0	5
CZ		58	-4	39	5	1	-1	2
DK		45	8	48	-9	4	1	3
DE		63	26	32	-25	3	-1	2
EE		64	22	28	-24	5	1	3
IE		68	23	29	-11	1	-11	2
EL		60	9	38	-8	2	0	0
ES		84	31	14	-30	1	0	1
FR		64	10	30	-7	1	-5	5
HR		75	7	19	-6	4	0	2
IT		68	13	25	-9	3	-2	4
CY		88	10	11	-8	0	-2	1
LV		64	7	33	-5	1	-1	2
LT		72	20	25	-17	1	-2	2
LU		79	22	17	-12	3	-10	1
HU		69	-2	24	3	3	-3	4
MT		80	27	17	-18	1	-5	2
NL		56	13	37	-12	5	0	2
AT		49	25	41	-20	8	-4	2
PL		68	4	27	-6	3	2	2
PT		90	17	5	-16	2	-2	3
RO		72	0	24	5	2	-2	2
SI		72	19	24	-16	2	-2	2
SK		64	-3	32	3	2	-1	2
FI		40	19	58	-12	1	-7	1
SE		44	6	49	-10	5	2	2
UK		51	16	42	-18	4	2	3






























QB10.3 For each of the following areas, please tell me if you believe that more decision-making should take place at a European level or on the contrary that less decision-making should take place at a European level.

Promoting equal treatment of men and women (%)

		More decision-making at a European level		Less decision-making at a European level		No change is needed (SPONTANEOUS)		Don't know
		EB86.1	Diff. EB86.1 - EB78.2	EB86.1	Diff. EB86.1 - EB78.2	EB86.1	Diff. EB86.1 - EB78.2	
EU28		73	-1	21	4	3	-3	3
BE		80	2	17	6	2	-7	1
BG		56	-3	28	5	7	-7	9
CZ		61	-8	35	12	2	-3	2
DK		65	4	27	-7	5	1	3
DE		77	0	17	2	3	-2	3
EE		48	-10	36	8	9	-1	7
IE		79	7	17	1	2	-6	2
EL		66	-1	28	5	5	-4	1
ES		90	5	8	-3	1	-1	1
FR		78	-3	16	4	1	-3	5
HR		66	-2	27	3	4	0	3
IT		66	-6	26	12	3	-6	5
CY		85	4	11	-5	2	-1	2
LV		55	3	29	7	9	-11	7
LT		63	-3	32	5	3	1	2
LU		75	-4	15	2	9	3	1
HU		62	0	27	10	5	-12	6
MT		79	12	14	-3	4	-5	3
NL		77	4	16	-2	5	-2	2
AT		59	-1	31	8	8	-8	2
PL		64	-10	27	8	5	1	4
PT		84	6	8	-2	5	-4	3
RO		61	-5	31	13	4	-6	4
SI		67	-1	23	0	7	-1	3
SK		60	-18	33	16	4	0	3
FI		73	6	25	-4	1	-2	1
SE		83	6	13	-8	2	1	2
UK		70	2	23	-2	3	0	4






























QB10.4 For each of the following areas, please tell me if you believe that more decision-making should take place at a European level or on the contrary that less decision-making should take place at a European level.

Promoting democracy and peace (%)

		More decision-making at a European level		Less decision-making at a European level		No change is needed (SPONTANEOUS)		Don't know
		EB86.1	Diff. EB86.1 - EB78.2	EB86.1	Diff. EB86.1 - EB78.2	EB86.1	Diff. EB86.1 - EB78.2	
EU28		80	-3	15	5	2	-2	3
BE		84	0	14	6	1	-5	1
BG		73	-7	16	8	5	-4	6
CZ		79	-4	18	5	1	-1	2
DK		85	-3	10	1	3	2	2
DE		87	-4	9	4	2	0	2
EE		75	-9	14	6	7	2	4
IE		82	6	14	2	2	-5	2
EL		76	-2	21	4	3	-1	0
ES		91	3	8	-1	1	0	0
FR		83	-3	11	4	1	-3	5
HR		74	-6	19	4	5	3	2
IT		74	-5	20	9	2	-4	4
CY		91	-1	8	1	1	0	0
LV		82	-1	12	4	2	-3	4
LT		85	0	12	1	1	1	2
LU		83	-1	11	2	4	-1	2
HU		74	-2	17	6	5	-6	4
MT		89	3	7	3	2	-2	2
NL		88	4	8	-1	3	-1	1
AT		67	-6	26	11	6	-5	1
PL		70	-15	23	13	4	2	3
PT		86	5	7	-2	5	-2	2
RO		69	-10	25	14	3	-2	3
SI		77	-5	17	3	4	1	2
SK		74	-14	22	13	2	0	2
FI		88	8	11	-5	1	-1	0
SE		92	0	5	-1	2	1	1
UK		71	-5	22	4	3	0	4






























QB10.5 For each of the following areas, please tell me if you believe that more decision-making should take place at a European level or on the contrary that less decision-making should take place at a European level.

Securing energy supply (%)

		More decision-making at a European level		Less decision-making at a European level		No change is needed (SPONTANEOUS)		Don't know
		EB86.1	Diff. EB86.1 - EB78.2	EB86.1	Diff. EB86.1 - EB78.2	EB86.1	Diff. EB86.1 - EB78.2	
EU28		69	-9	24	8	3	1	4
BE		79	-8	19	12	1	-3	1
BG		57	-23	32	19	3	1	8
CZ		58	-14	38	16	2	-1	2
DK		73	-9	20	5	3	2	4
DE		71	-13	25	12	2	1	2
EE		64	-6	23	0	7	2	6
IE		75	0	20	5	3	-2	2
EL		74	-3	23	4	1	-1	2
ES		86	3	10	-2	3	2	1
FR		69	-10	22	9	2	-1	7
HR		72	2	21	-3	4	2	3
IT		67	-11	24	12	3	-2	6
CY		84	-4	13	2	1	0	2
LV		67	-6	26	9	2	-4	5
LT		82	6	15	-5	1	1	2
LU		79	-6	15	4	4	1	2
HU		73	-8	19	9	4	-2	4
MT		81	4	15	1	2	0	2
NL		66	-10	26	10	5	1	3
AT		56	-12	36	12	6	-1	2
PL		67	-13	25	10	4	2	4
PT		85	7	9	-2	2	-4	4
RO		63	-6	30	11	3	-1	4
SI		72	-7	23	5	3	1	2
SK		69	-12	26	10	2	1	3
FI		68	-3	30	6	1	-2	1
SE		69	-2	26	0	3	2	2
UK		60	-9	31	5	3	2	6






























QB10.6 For each of the following areas, please tell me if you believe that more decision-making should take place at a European level or on the contrary that less decision-making should take place at a European level.

Dealing with migration issues from outside the EU (%)

		More decision-making at a European level		Less decision-making at a European level		No change is needed (SPONTANEOUS)		Don't know
		EB86.1	Diff. EB86.1 - EB81.1	EB86.1	Diff. EB86.1 - EB81.1	EB86.1	Diff. EB86.1 - EB81.1	
EU28		71	12	24	-10	2	-1	3
BE		76	2	21	1	2	-3	1
BG		72	3	21	3	2	-3	5
CZ		70	1	28	0	1	0	1
DK		70	19	24	-21	3	1	3
DE		77	19	19	-21	1	0	3
EE		63	27	28	-29	5	0	4
IE		74	19	22	-12	2	-7	2
EL		74	11	24	-11	1	0	1
ES		86	18	11	-17	2	1	1
FR		71	6	23	-4	1	-2	5
HR		72	19	23	-11	2	-5	3
IT		71	2	21	-1	3	-1	5
CY		87	20	11	-18	1	-1	1
LV		62	12	31	-11	2	-2	5
LT		72	18	25	-11	2	-2	1
LU		77	15	17	-8	3	-8	3
HU		62	3	31	4	3	-8	4
MT		91	11	6	-6	1	0	2
NL		73	7	22	-8	2	0	3
AT		58	10	36	-10	4	-1	2
PL		65	0	28	0	3	1	4
PT		77	9	17	-6	3	-2	3
RO		68	18	26	-1	3	-10	3
SI		75	26	21	-19	1	-6	3
SK		63	4	33	0	1	-4	3
FI		74	39	24	-34	1	-5	1
SE		77	12	20	-12	1	-1	2
UK		56	19	37	-21	2	0	5






























QB10.7 For each of the following areas, please tell me if you believe that more decision-making should take place at a European level or on the contrary that less decision-making should take place at a European level.

Protecting the environment (%)

		More decision-making at a European level		Less decision-making at a European level		No change is needed (SPONTANEOUS)		Don't know
		EB86.1	Diff. EB86.1 - EB81.1	EB86.1	Diff. EB86.1 - EB81.1	EB86.1	Diff. EB86.1 - EB81.1	
EU28		77	5	18	-4	2	-1	3
BE		83	3	16	2	1	-5	0
BG		69	3	21	1	4	-2	6
CZ		73	-7	25	7	1	0	1
DK		80	2	16	-3	2	0	2
DE		84	3	14	-3	1	0	1
EE		63	14	28	-15	6	0	3
IE		79	16	17	-11	2	-5	2
EL		75	5	22	-3	2	-2	1
ES		90	16	9	-14	1	1	0
FR		82	4	14	-3	1	-2	3
HR		73	1	22	0	2	-2	3
IT		67	-3	27	5	2	-2	4
CY		90	7	9	-5	1	-1	0
LV		64	12	31	-7	2	-5	3
LT		74	16	23	-12	1	-1	2
LU		86	7	10	-1	3	-6	1
HU		73	3	21	4	3	-8	3
MT		86	17	11	-11	1	-3	2
NL		86	9	11	-8	2	-1	1
AT		66	-3	28	4	5	0	1
PL		68	-1	23	-3	5	3	4
PT		83	8	6	-13	10	7	1
RO		68	0	26	7	3	-3	3
SI		78	14	17	-11	3	-2	2
SK		66	-10	30	10	2	-1	2
FI		78	21	21	-16	0	-5	1
SE		89	4	8	-5	2	1	1
UK		72	12	22	-14	3	2	3






























QB10.8 For each of the following areas, please tell me if you believe that more decision-making should take place at a European level or on the contrary that less decision-making should take place at a European level.

Stimulating investment and job creation (%)

		More decision-making at a European level	Less decision-making at a European level	No change is needed (SPONTANEOUS)	Don't know
EU28		68	27	2	3
BE		73	24	2	1
BG		68	23	3	6
CZ		60	36	1	3
DK		55	36	5	4
DE		67	28	3	2
EE		63	28	5	4
IE		75	21	2	2
EL		68	30	1	1
ES		88	12	0	0
FR		68	26	1	5
HR		72	21	4	3
IT		66	29	1	4
CY		88	11	0	1
LV		66	30	1	3
LT		75	22	1	2
LU		81	15	3	1
HU		71	23	3	3
MT		84	13	1	2
NL		65	29	4	2
AT		58	38	3	1
PL		65	28	4	3
PT		92	5	2	1
RO		68	27	3	2
SI		75	21	2	2
SK		67	29	2	2
FI		58	40	1	1
SE		53	39	5	3
UK		59	34	3	4






























QB11.1 To what extent do you agree or disagree with each of the following statements?

The European Union is a place of stability in a troubled world (%)






























		Totally agree	Tend to agree	Tend to disagree	Totally disagree	Don't know	Total 'Agree'	Total 'Disagree'
EU28		17	49	23	6	5	66	29
BE		18	58	20	3	1	76	23
BG		29	42	14	9	6	71	23
CZ		18	43	26	10	3	61	36
DK		26	56	13	3	2	82	16
DE		23	50	21	4	2	73	25
EE		12	44	30	8	6	56	38
IE		31	50	12	3	4	81	15
EL		20	45	22	12	1	65	34
ES		16	40	31	7	6	56	38
FR		14	51	21	10	4	65	31
HR		23	53	16	5	3	76	21
IT		10	50	26	6	8	60	32
CY		20	43	23	10	4	63	33
LV		13	49	25	9	4	62	34
LT		21	47	25	4	3	68	29
LU		25	54	16	3	2	79	19
HU		15	46	27	9	3	61	36
MT		18	49	25	4	4	67	29
NL		8	45	40	6	1	53	46
AT		19	53	21	5	2	72	26
PL		15	52	22	4	7	67	26
PT		18	65	11	2	4	83	13
RO		32	47	13	4	4	79	17
SI		21	53	21	4	1	74	25
SK		21	50	20	6	3	71	26
FI		15	66	16	2	1	81	18
SE		18	62	16	4	0	80	20
UK		15	47	24	8	6	62	32

QB11.2 To what extent do you agree or disagree with each of the following statements?

Free-market economy should go with a high level of social protection (%)






























		Totally agree	Tend to agree	Tend to disagree	Totally disagree	Don't know	Total 'Agree'	Total 'Disagree'
EU28		37	45	8	2	8	82	10
BE		40	50	7	2	1	90	9
BG		49	35	3	1	12	84	4
CZ		29	50	13	2	6	79	15
DK		39	43	9	2	7	82	11
DE		54	39	4	0	3	93	4
EE		35	47	7	2	9	82	9
IE		33	51	7	1	8	84	8
EL		55	35	6	2	2	90	8
ES		42	38	5	1	14	80	6
FR		28	54	7	2	9	82	9
HR		39	45	10	2	4	84	12
IT		30	46	13	1	10	76	14
CY		48	38	5	1	8	86	6
LV		42	48	4	2	4	90	6
LT		53	38	4	1	4	91	5
LU		36	48	8	2	6	84	10
HU		41	43	10	2	4	84	12
MT		29	59	3	0	9	88	3
NL		36	48	9	2	5	84	11
AT		40	37	12	5	6	77	17
PL		33	51	8	3	5	84	11
PT		28	54	8	1	9	82	9
RO		47	32	13	2	6	79	15
SI		48	41	7	0	4	89	7
SK		42	46	6	2	4	88	8
FI		18	56	19	3	4	74	22
SE		47	41	5	2	5	88	7
UK		26	48	9	2	15	74	11

QB11.3 To what extent do you agree or disagree with each of the following statements?**Globalisation threatens (OUR COUNTRY)'s identity (%)**

		Totally agree	Tend to agree	Tend to disagree	Totally disagree	Don't know	Total 'Agree'	Total 'Disagree'
EU28		20	33	28	10	9	53	38
BE		22	41	28	7	2	63	35
BG		20	28	21	11	20	48	32
CZ		25	40	25	4	6	65	29
DK		15	23	31	25	6	38	56
DE		16	31	34	14	5	47	48
EE		27	35	20	8	10	62	28
IE		24	35	24	6	11	59	30
EL		35	35	20	6	4	70	26
ES		14	28	24	12	22	42	36
FR		30	33	23	9	5	63	32
HR		19	40	27	7	7	59	34
IT		24	38	26	3	9	62	29
CY		34	31	18	5	12	65	23
LV		29	33	21	7	10	62	28
LT		24	33	24	5	14	57	29
LU		19	27	35	16	3	46	51
HU		25	39	22	7	7	64	29
MT		18	27	34	11	10	45	45
NL		21	24	35	17	3	45	52
AT		27	31	28	10	4	58	38
PL		15	37	29	7	12	52	36
PT		12	36	29	9	14	48	38
RO		23	37	22	7	11	60	29
SI		27	39	22	6	6	66	28
SK		21	35	28	8	8	56	36
FI		9	27	44	16	4	36	60
SE		12	24	24	36	4	36	60
UK		15	31	32	10	12	46	42






























QB11.4 To what extent do you agree or disagree with each of the following statements?

The European Union project offers a future perspective for Europe's youth (%)

		Totally agree	Tend to agree	Tend to disagree	Totally disagree	Don't know	Total 'Agree'	Total 'Disagree'
EU28		17	43	23	8	9	60	31
BE		16	51	26	5	2	67	31
BG		31	38	10	6	15	69	16
CZ		19	45	24	6	6	64	30
DK		30	47	11	5	7	77	16
DE		26	43	19	5	7	69	24
EE		33	47	8	3	9	80	11
IE		25	49	11	4	11	74	15
EL		11	36	29	20	4	47	49
ES		9	33	31	17	10	42	48
FR		12	39	29	11	9	51	40
HR		22	52	17	4	5	74	21
IT		12	44	28	8	8	56	36
CY		20	38	24	13	5	58	37
LV		32	48	9	5	6	80	14
LT		45	42	7	2	4	87	9
LU		21	47	20	7	5	68	27
HU		24	49	16	5	6	73	21
MT		31	54	8	1	6	85	9
NL		19	43	22	6	10	62	28
AT		17	39	30	8	6	56	38
PL		13	55	16	4	12	68	20
PT		11	39	26	17	7	50	43
RO		31	38	20	5	6	69	25
SI		20	41	26	11	2	61	37
SK		29	47	15	4	5	76	19
FI		17	59	20	3	1	76	23
SE		15	51	21	7	6	66	28
UK		16	42	20	7	15	58	27






























QB11.5 To what extent do you agree or disagree with each of the following statements?

The interests of people like you are well taken into account by the political system in (OUR COUNTRY) (%)

		Totally agree	Tend to agree	Tend to disagree	Totally disagree	Don't know	Total 'Agree'	Total 'Disagree'
EU28		9	32	31	23	5	41	54
BE		10	41	33	15	1	51	48
BG		12	19	23	38	8	31	61
CZ		8	27	39	23	3	35	62
DK		29	42	17	8	4	71	25
DE		12	47	27	10	4	59	37
EE		6	29	32	27	6	35	59
IE		17	36	27	15	5	53	42
EL		6	19	36	38	1	25	74
ES		5	16	31	45	3	21	76
FR		3	24	37	30	6	27	67
HR		10	28	31	28	3	38	59
IT		8	26	31	27	8	34	58
CY		7	19	34	35	5	26	69
LV		6	18	38	33	5	24	71
LT		8	19	37	33	3	27	70
LU		19	47	21	9	4	66	30
HU		10	35	32	20	3	45	52
MT		13	40	29	10	8	53	39
NL		10	38	34	14	4	48	48
AT		13	37	33	13	4	50	46
PL		9	35	36	14	6	44	50
PT		6	24	34	32	4	30	66
RO		13	24	26	32	5	37	58
SI		6	19	39	34	2	25	73
SK		10	29	37	20	4	39	57
FI		9	52	29	8	2	61	37
SE		22	47	19	8	4	69	27
UK		9	36	31	17	7	45	48






























QB11.6 To what extent do you agree or disagree with each of the following statements?

The rise of political parties protesting against the traditional political elites in various European countries is a matter of concern (%)






























		Totally agree	Tend to agree	Tend to disagree	Totally disagree	Don't know	Total 'Agree'	Total 'Disagree'
EU28		21	38	21	9	11	59	30
BE		21	46	23	8	2	67	31
BG		13	28	19	13	27	41	32
CZ		17	44	27	5	7	61	32
DK		27	34	20	8	11	61	28
DE		34	35	19	7	5	69	26
EE		18	41	20	7	14	59	27
IE		27	43	15	5	10	70	20
EL		20	41	21	8	10	61	29
ES		19	28	20	22	11	47	42
FR		20	39	18	11	12	59	29
HR		18	45	22	7	8	63	29
IT		13	38	26	11	12	51	37
CY		34	38	11	4	13	72	15
LV		12	36	21	10	21	48	31
LT		21	35	19	6	19	56	25
LU		28	37	18	6	11	65	24
HU		18	42	23	9	8	60	32
MT		22	37	20	5	16	59	25
NL		30	32	25	8	5	62	33
AT		21	41	24	8	6	62	32
PL		14	41	25	6	14	55	31
PT		13	36	20	14	17	49	34
RO		20	37	22	7	14	57	29
SI		24	37	22	8	9	61	30
SK		20	45	21	5	9	65	26
FI		22	47	23	6	2	69	29
SE		37	33	14	10	6	70	24
UK		18	42	18	6	16	60	24

QB11.7 To what extent do you agree or disagree with each of the following statements?

In (OUR COUNTRY), everyone has a chance to succeed in life (%)

		Totally agree	Tend to agree	Tend to disagree	Totally disagree	Don't know	Total 'Agree'	Total 'Disagree'
EU28		14	32	29	22	3	46	51
BE		18	46	25	10	1	64	35
BG		9	22	27	36	6	31	63
CZ		16	38	30	13	3	54	43
DK		29	36	21	11	3	65	32
DE		19	41	27	11	2	60	38
EE		20	34	26	16	4	54	42
IE		27	39	21	10	3	66	31
EL		7	17	34	40	2	24	74
ES		4	15	29	51	1	19	80
FR		10	30	33	24	3	40	57
HR		10	28	32	27	3	38	59
IT		7	26	33	28	6	33	61
CY		13	26	29	31	1	39	60
LV		22	34	25	17	2	56	42
LT		23	30	28	16	3	53	44
LU		28	40	22	8	2	68	30
HU		11	31	35	21	2	42	56
MT		27	48	17	5	3	75	22
NL		23	38	29	9	1	61	38
AT		18	41	31	8	2	59	39
PL		9	33	34	18	6	42	52
PT		8	21	29	38	4	29	67
RO		11	24	28	34	3	35	62
SI		11	18	32	37	2	29	69
SK		14	31	31	20	4	45	51
FI		20	46	26	8	0	66	34
SE		29	44	17	9	1	73	26
UK		24	42	20	10	4	66	30

QB12 Generally speaking, do you think that the life of those in the EU who are children today will be easier, more difficult or about the same as the life of those from your own generation?
(%)

		Easier		More difficult		About the same		Don't know
		EB86.1	Diff. EB86.1 - EB84.3	EB86.1	Diff. EB86.1 - EB84.3	EB86.1	Diff. EB86.1 - EB84.3	
EU28		20	-5	56	6	20	-1	4
BE		9	-2	71	0	19	2	1
BG		27	-4	33	2	24	1	16
CZ		11	0	62	3	24	-3	3
DK		16	-11	42	4	39	6	3
DE		15	-5	59	4	24	2	2
EE		30	-2	43	-2	21	3	6
IE		41	-5	40	11	16	-6	3
EL		9	-4	75	4	15	0	1
ES		21	-6	63	5	14	1	2
FR		6	-4	77	10	15	-6	2
HR		32	-7	33	6	31	2	4
IT		25	-8	51	9	16	-3	8
CY		17	0	64	-1	16	2	3
LV		39	2	29	-1	28	1	4
LT		43	-10	25	5	28	5	4
LU		14	-6	75	8	10	-3	1
HU		22	-4	50	1	26	3	2
MT		35	-1	45	-1	17	3	3
NL		13	-5	60	9	26	-4	1
AT		13	-2	56	-3	27	5	4
PL		38	-6	33	9	21	-2	8
PT		48	7	33	-13	17	5	2
RO		27	-11	43	12	23	0	7
SI		16	-1	62	4	20	-3	2
SK		14	-5	52	5	29	0	5
FI		25	-6	40	4	34	1	1
SE		17	-3	55	8	27	-5	1
UK		16	-8	59	8	20	0	5