














































Eurostat Data Navigation Tree

This document holds the pdf version of the Navigation Tree.



































































- 📁 Data navigation tree (EU_MAIN_TREE)
 - 📁 Database by themes (data)
 - 📁 General and regional statistics (general)
 - 📁 European and national indicators for short-term analysis (euroind)
 - 📁 Business and consumer surveys (source: DG ECFIN) (ei_bcs)
 - 📁 Consumer surveys (source: DG ECFIN) (ei_bcs_cs)
 - 📅🔍 ZIP Consumers - monthly data (ei_bsco_m)
 - 📅🔍 ZIP Consumers - quarterly data (ei_bsco_q)
 - 📁 Business surveys - NACE Rev. 2 activity (source: DG ECFIN) (ei_bcs_bs)
 - 📅🔍 ZIP Industry - monthly data (ei_bsin_m_r2)
 - 📅🔍 ZIP Industry - quarterly data (ei_bsin_q_r2)
 - 📅🔍 ZIP Construction - monthly data (ei_bsbu_m_r2)
 - 📅🔍 ZIP Construction - quarterly data (ei_bsbu_q_r2)
 - 📅🔍 ZIP Retail sale - monthly data (ei_bsrt_m_r2)
 - 📅🔍 ZIP Sentiment indicators - monthly data (ei_bssi_m_r2)
 - 📅🔍 ZIP Services - monthly data (ei_bsse_m_r2)
 - 📅🔍 ZIP Services - quarterly data (ei_bsse_q_r2)
 - 📅🔍 ZIP Euro-zone Business Climate Indicator - monthly data (ei_bsci_m_r2)
 - 📅🔍 ZIP Financial services - monthly data (ei_bsfs_m)
 - 📅🔍 ZIP Financial services - quarterly data (ei_bsfs_q)
 - 📅🔍 ZIP Employment expectations indicator (ei_bsee_m_r2)
 - 📁 Balance of payments (ei_bp)
 - 📅🔍 ZIP Current account - quarterly data (ei_bpm6ca_q)
 - 📅🔍 ZIP Financial account - quarterly data (ei_bpm6fa_q)
 - 📅🔍 ZIP Current account - monthly data (ei_bpm6ca_m)
 - 📅🔍 ZIP Financial account - monthly data (ei_bpm6fa_m)
 - 📅🔍 ZIP International investment position - quarterly data (ei_bpm6iip_q)
 - 📁 Consumer prices (ei_cp)
 - 📅🔍 ZIP Harmonised index of consumer prices - monthly data (ei_cphi_m)
 - 📁 International trade (ei_et)
 - 📅🔍 ZIP EU27 (from 2020) international trade - monthly data (ei_eteu27_2020_m)
 - 📅🔍 ZIP EU28 international trade - monthly data (ei_eteu28_m)
 - 📅🔍 ZIP Euro area 19 international trade - monthly data (ei_etea19_m)
 - 📁 Industry, trade and services (ei_is)
 - 📅🔍 ZIP Industry - monthly data - index (2015 = 100) (NACE Rev. 2) (ei_isin_m)
 - 📅🔍 ZIP Industry - monthly data - growth rates (NACE Rev. 2) (ei_isir_m)
 - 📅🔍 ZIP Industry - quarterly data - index (2015 = 100) (NACE Rev. 2) (ei_isind_q)
 - 📅🔍 ZIP Construction - monthly data - index (2015 = 100) (NACE Rev. 2) (ei_isbu_m)
 - 📅🔍 ZIP Construction - monthly data - growth rates (NACE Rev. 2) (ei_isbr_m)
 - 📅🔍 ZIP Construction - quarterly data - index (2015 = 100) (NACE Rev. 2) (ei_isbu_q)
 - 📅🔍 ZIP Retail trade - monthly data - index (2015 = 100) (NACE Rev. 2) (ei_isrt_m)
 - 📅🔍 ZIP Retail trade - monthly data - growth rates (NACE Rev. 2) (ei_isrr_m)




















































-   ZIP Retail trade - quarterly data (NACE Rev. 2) (ei_isrt_q)
-   ZIP Turnover in services - quarterly data - index (2015 = 100) (ei_isset_q)
-   ZIP Turnover in services - quarterly data - growth rates (NACE Rev.2) (ei_isse_q)
-   ZIP Service producer prices - quarterly data - index (2015 = 100) (ei_isppi_q)
-   ZIP Service producer prices - quarterly data - growth rates (ei_isppe_q)
-   ZIP Energy - monthly data (ei_isen_m)
-  Labour market (ei_lm)
 -   ZIP Harmonised unemployment (1 000) - monthly data (ei_lmhu_m)
 -   ZIP Harmonised unemployment rates (%) - monthly data (ei_lmhr_m)
 -   ZIP Labour cost index, nominal value - quarterly data (ei_lmhc_q)
 -   ZIP Job vacancy rate (ei_lmjbv_q_r2)
-  Monetary and financial indicators (ei_mf)
 -   ZIP Interest rates - monthly data (ei_mfir_m)
 -   ZIP Euro/Ecu exchange rates - monthly data (ei_mfmr_m)
 -   ZIP Effective exchange rates indices - monthly data (ei_mfef_m)
-  National accounts (ei_qna)
 -   ZIP GDP and main components (output, expenditure and income) (nama_10_gdp)
 -  Main GDP aggregates (ei_namq_10_ma)
 -   ZIP GDP and main components (output, expenditure and income) (namq_10_gdp)
 -   ZIP Final consumption aggregates (namq_10_fcs)
 -   ZIP Exports and imports by Member States of the EU/third countries (namq_10_exi)
 -  Basic breakdowns of main GDP aggregates and employment (by industry and assets) (ei_namq_10_bbr)
 -   ZIP Gross value added and income A*10 industry breakdowns (namq_10_a10)
 -   ZIP Gross fixed capital formation with AN_F6 asset breakdowns (namq_10_an6)
 -   ZIP Employment A*10 industry breakdowns (namq_10_a10_e)
 -  Quarterly sector accounts (ESA 2010) (ei_nasq_10)
 -   ZIP Key indicators (nasq_10_ki)
 -   ZIP Non-financial transactions (nasq_10_nf_tr)
-  Housing price statistics (ei_hp)
 -   ZIP House price index (2015 = 100) - quarterly data (ei_hppi_q)
-  Regional statistics by NUTS classification (reg)
 -   ZIP Area by NUTS 3 region (reg_area3)
 -  Regional agriculture statistics (reg_agr)
 -  Agri-environmental indicators (reg_aei)
 -   ZIP Estimated soil erosion by water, by erosion level, land cover and NUTS 3 regions (source: JRC) (aei_pr_soiler)
 -   ZIP Manure storage facilities by NUTS 3 regions (aei_fm_ms)
 -  Structure of agricultural holdings (reg_ef)
 -  Structure of agricultural holdings 2010 (reg_ef_2010)
 -  Key farm variables (reg_ef_kv)
 -   ZIP Key farm variables: area, livestock (LSU), labour force and standard output (SO) by agricultural size of farm (UAA)(...) (ef_kvaareg)
 -   ZIP Key variables: area, livestock (LSU), labour force and standard output (SO) by economic size of farm (SO in Euro), (...) (ef_kvecsleg)
 -   ZIP Key variables: area, livestock (LSU), labour force and standard output (SO) by type of farming (2-digit) and NUTS 2(...) (ef_kvftreg)
 -  Farm land use - Permanent crops, other farmland, irrigation (reg_ef_po)
 -   ZIP Land use: number of farms and areas of different crops by agricultural size of farm (UAA) and NUTS 2 regions (ef_oluaareg)






















-  Land use: number of farms and areas of different crops by economic size of farm (SO in Euro) and NUTS 2 regions (ef_oluecsreg)
-  Permanent crops: number of farms and areas by size of permanent crop area and NUTS 2 regions (ef_popermreg)
-  Irrigation: number of farms, areas and equipment by size of irrigated area and NUTS 2 regions (ef_poirrig)
-  Overview - farm livestock (reg_ef_ols)
 -  Livestock: number of farms and heads of animals of different types by agricultural size of farm (UAA) and NUTS 2 regions (ef_olsaareg)
 -  Livestock: number of farms and heads of animals by livestock units (LSU) of farm and NUTS 2 regions (ef_olslsureg)
 -  Livestock: number of farms and heads of animals by economic size of farm (SO in Euro) and NUTS 2 regions (ef_olsecsreg)
-  Farm labour force and management (reg_ef_molf)
 -  Labour force: number of persons and farm work (AWU) by sex of workers and NUTS 2 regions (ef_olfreg)
 -  Organic farming: number of farms, areas with different crops and heads of different types of animals by agricultura(...) (ef_mporganic)
 -  Type of tenure: number of farms and areas by agricultural size of farm (UAA) and NUTS 2 regions (ef_mptenure)
 -  Type of tenure: number of farms and areas by economic size of farm (SO in Euro) and NUTS 2 regions (ef_mptenurecs)
-  Structure of agricultural holdings - historical data (1990-2007) (reg_ef_h)
 -  Overview of agricultural holdings (reg_ef_ov)
 -  Key variables by legal status of holding, size of farm (UAA) and NUTS 2 regions (ef_ov_kvaa)
 -  Key variables by type of farming (2-digit) and NUTS 2 regions (ef_ov_kvftreg)
 -  Land use (reg_ef_lu)
 -  Farmland: number of farms and areas by size of farm (UAA) and NUTS 2 regions (ef_lu_ovcropaa)
 -  Farmland: number of farms and areas by economic size of farm (ESU) and NUTS 2 regions (ef_lu_ovcropesu)
 -  Permanent crops: number of farms and areas by size of farm (UAA), size of permanent crop area and NUTS 2 regions (ef_lu_pcreg)
 -  Irrigation: number of farms, areas and equipment by size of farm (UAA) and NUTS 2 regions (ef_lu_ofirrig)
 -  Livestock (reg_ef_ls)
 -  Livestock: number of farms and heads by size of farm (UAA) and NUTS 2 regions (ef_ls_ovaareg)
 -  Livestock: number of farms and heads by livestock units (LSU) of farm and NUTS 2 regions (ef_ls_ovlsureg)
 -  Livestock: number of farms and heads by economic size of farm (ESU) and NUTS 2 regions (ef_ls_ovesu)
 -  Special interest topics (reg_ef_so)
 -  Organic farming: selected variables by size of farm (UAA) and NUTS 2 regions (ef_so_mporg)
 -  Type of tenure: number of farms and areas by size of farm (UAA) and NUTS 2 regions (ef_so_mptenure)
 -  Labour force: number of persons and farm work (AWU) by sex of worker, category of worker, legal status of holding, (...) (ef_so_lfaa)






















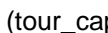








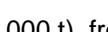

-  Labour force: number of persons and farm work (AWU) by sex of worker, category of worker, legal status of holding, (...) (ef_so_lfesu)
 -  Structure of agricultural holdings by NUTS 3 regions - main indicators (ef_r_nuts)
 -  Agricultural production (reg_apro)
 -  Animal populations by NUTS 2 regions (agr_r_animal)
 -  Production of cow's milk on farms by NUTS 2 regions (agr_r_milkpr)
 -  Economic accounts for agriculture by NUTS 2 regions (agr_r_accts)
 -  Regional demographic statistics (reg_dem)
 -  Population and area (reg_dempoar)
 -  Population on 1 January by age, sex and NUTS 2 region (demo_r_d2jan)
 -  Area by NUTS 3 region (demo_r_d3area)
 -  Population density by NUTS 3 region (demo_r_d3dens)
 -  Population on 1 January by age group, sex and NUTS 2 region (demo_r_pjangroup)
 -  Population on 1 January by age group, sex and NUTS 3 region (demo_r_pjangrp3)
 -  Population on 1 January by broad age group, sex and NUTS 3 region (demo_r_pjanaggr3)
 -  Population: Structure indicators by NUTS 2 region (demo_r_pjanind2)
 -  Population: Structure indicators by NUTS 3 region (demo_r_pjanind3)
 -  Population change - Demographic balance and crude rates at regional level (NUTS 3) (demo_r_gind3)
 -  Fertility (reg_demfer)
 -  Live births (total) by NUTS 3 region (demo_r_births)
 -  Live births by age group of the mothers and NUTS 3 region (demo_r_fagec3)
 -  Live births by mother's age and NUTS 2 region (demo_r_fagec)
 -  Fertility rates by age and NUTS 2 region (demo_r_frate2)
 -  Fertility indicators by NUTS 2 region (demo_r_find2)
 -  Fertility indicators by NUTS 3 region (demo_r_find3)
 -  Mortality (reg_demmor)
 -  Deaths (total) by NUTS 3 region (demo_r_deaths)
 -  Deaths by week, sex, 5-year age group and NUTS 3 region (demo_r_mweek3)
 -  Deaths by age group, sex and NUTS 3 region (demo_r_magec3)
 -  Deaths by age, sex and NUTS 2 region (demo_r_magec)
 -  Infant mortality by NUTS 2 region (demo_r_minf)
 -  Infant mortality rates by NUTS 2 region (demo_r_minfind)
 -  Life table by NUTS 2 region (demo_r_mlife)
 -  Life expectancy by age, sex and NUTS 2 region (demo_r_mlifexp)
 -  Census 2011 round (reg_cens_11r)
 -  Data on persons (cens_11rdp2)
 -  Population structure (cens_11rstr)
 -  Population by single year of age and NUTS 3 region (cens_11ag_r3)
 -  Population by family characteristics (cens_11rfc)
 -  Population by marital status and NUTS 3 region (cens_11ms_r3)
 -  Population by family status and NUTS 3 region (cens_11fs_r3)
 -  Population by employment characteristics (cens_11rec)
 -  Population by current activity status, educational attainment level and NUTS 2 region (cens_11aed_r2)
 -  Population by current activity status, occupation and NUTS 2 region (cens_11ao_r2)
 -  Population by current activity status, NACE Rev. 2 activity and NUTS 2 region (cens_11an_r2)
 -  Population by status in employment, occupation and NUTS 2 region (cens_11empn_r2)
 -  Population by status in employment, NACE Rev. 2 activity and NUTS 2 region (cens_11empn_r2)

- ZIP Population by group of citizenship, occupation and NUTS 2 region (cens_11ctzo_r2)
 - ZIP Population by group of country of birth, educational attainment level and NUTS 2 region (cens_11cobe_r2)
 - ZIP Population by group of country of birth, current activity status and NUTS 2 region (cens_11coba_r2)
 - ZIP Population by group of country of birth, occupation and NUTS 2 region (cens_11cobo_r2)
 - ZIP Population by period of arrival in the country, country of birth and NUTS 2 region (cens_11arco_r2)
 - Data on families and households (cens_11rdf)
 - ZIP Families by type, size and NUTS 3 region (cens_11fts_r3)
 - ZIP Private households by type, tenure status and NUTS 2 region (cens_11htts_r2)
 - Data on dwellings and housing arrangements (cens_11rdd)
 - ZIP Population by housing arrangement and NUTS 2 region (cens_11hou_r2)
 - ZIP Conventional dwellings by occupancy status, type of building and NUTS 3 region (cens_11dwob_r3)
- Census 2001 round (reg_cens_01r)
 - Population structure (cens_01rstr)
 - ZIP Population by sex, citizenship and NUTS 3 regions (cens_01rsczt)
 - Active population (cens_01ract)
 - ZIP Population by sex, age group, current activity status and NUTS 3 regions (cens_01rapop)
 - ZIP Total and active population by sex, age, employment status, residence one year prior to the census and NUTS 3 regions (cens_01ramigr)
 - ZIP Employed persons aged 15 and over by sex, citizenship, economic activity (NACE Rev. 1), status in employment and NU(...) (cens_01ractz)
 - Educational attainment level (cens_01redu)
 - ZIP Employed persons by sex, age group, educational attainment level, occupation (ISCO-88) and NUTS 3 regions (cens_01reisco)
 - ZIP Population by sex, age group, educational attainment level, current activity status and NUTS 3 regions (cens_01rews)
 - Households (cens_01rhou)
 - ZIP Population by sex, age group, household status and NUTS 3 regions (cens_01rhtype)
 - ZIP Population by sex, age group, size of household and NUTS 3 regions (cens_01rhsiz)
 - ZIP Private households by composition, size and NUTS 3 regions (cens_01rheco)
 - ZIP Private households by composition, age group of children and NUTS 3 regions (cens_01rhagchi)
 - Dwellings (cens_01rdws)
 - ZIP Dwellings by type of housing, building and NUTS 3 regions (cens_01rdhh)
 - ZIP Persons by type of building and NUTS 3 regions (cens_01rdbuild)
- Regional economic accounts (reg_eco10)
 - Gross domestic product indicators (reg_eco10gdp)
 - ZIP Gross domestic product (GDP) at current market prices by NUTS 2 regions (nama_10r_2gdp)
 - ZIP Average annual population to calculate regional GDP data (thousand persons) by NUTS 3 regions (nama_10r_3popgdp)
 - ZIP Gross domestic product (GDP) at current market prices by NUTS 3 regions (nama_10r_3gdp)
 - ZIP Real growth rate of regional gross value added (GVA) at basic prices by NUTS 2 regions - percentage change on previ(...) (nama_10r_2gvagr)
 - Branch and household accounts (reg_eco10brch)
 - ZIP Gross value added at basic prices by NUTS 3 regions (nama_10r_3gva)
 - ZIP Gross fixed capital formation by NUTS 2 regions (nama_10r_2gfcf)





























































-   ZIP Compensation of employees by NUTS 2 regions (nama_10r_2coe)
-   ZIP Employment (thousand persons) by NUTS 3 regions (nama_10r_3empers)
-   ZIP Employment (thousand hours worked) by NUTS 2 regions (nama_10r_2emhrw)
-   ZIP Income of households by NUTS 2 regions (nama_10r_2hhinc)
-  Regional education statistics (reg_educ)
 -  Regional education statistics - ISCED 2011 (reg_educ_11)
 -   ZIP Pupils enrolled in early childhood education by sex and NUTS2 regions (educ_uoe_enrp03)
 -   ZIP Pupils enrolled in primary education by sex and NUTS2 regions (educ_uoe_enrp06)
 -   ZIP Pupils enrolled in lower-secondary education by programme orientation, sex and NUTS2 regions (educ_uoe_enrs03)
 -   ZIP Pupils enrolled in upper secondary education by programme orientation, sex and NUTS2 regions (educ_uoe_enrs06)
 -   ZIP Pupils enrolled in post-secondary non-tertiary education by programme orientation, sex and NUTS2 regions (educ_uoe_enrs09)
 -   ZIP Ratio of the proportion of tertiary students over the proportion of the population by NUTS1 and NUTS2 regions (educ_uoe_enrt05)
 -   ZIP Students enrolled in tertiary education by education level, programme orientation, sex and NUTS2 regions (educ_uoe_enrt06)
 -   ZIP Pupils and students enrolled by education level, sex and NUTS2 regions (educ_uoe_enra11)
 -   ZIP Pupils and students enrolled by sex, age and NUTS2 regions (educ_uoe_enra12)
 -   ZIP Distribution of pupils and students enrolled in general and vocational programmes by education level and NUTS2 regions (educ_uoe_enra13)
 -   ZIP Participation rates of selected age groups in education at regional level (educ_uoe_enra14)
 -   ZIP Participation rates in selected education levels at regional level (educ_uoe_enra15)
 -  Regional education statistics - ISCED 1997 (reg_educ_97)
 -   ZIP Students by level of education, orientation, sex and NUTS 2 regions (educ_renrlrg1)
 -   ZIP Students by age, sex and NUTS 2 regions (educ_renrlrg3)
 -   ZIP Education indicators by NUTS 2 regions (educ_regind)
 -   ZIP Participation rate in education and training (last 4 weeks) by NUTS 2 regions (trng_lfse_04)
 -   ZIP Population aged 25-64 by educational attainment level, sex and NUTS 2 regions (%) (edat_lfse_04)
 -   ZIP Population aged 30-34 by educational attainment level, sex and NUTS 2 regions (%) (edat_lfse_12)
 -   ZIP Early leavers from education and training by sex and NUTS 2 regions (edat_lfse_16)
 -   ZIP Young people neither in employment nor in education and training by sex and NUTS 2 regions (NEET rates) (edat_lfse_22)
 -   ZIP Employment rates of young people not in education and training by sex, educational attainment level, years since co(...) (edat_lfse_33)
-  Regional science and technology statistics (reg_sct)
 -  R&D expenditure and personnel (reg_rd)
 -   ZIP Intramural R&D expenditure (GERD) by sectors of performance and NUTS 2 regions (rd_e_gerdreg)
 -   ZIP Total R&D personnel and researchers by sectors of performance, sex and NUTS 2 regions (rd_p_persreg)
 -  Employment in high technology sectors (reg_htec)
 -   ZIP Employment in technology and knowledge-intensive sectors by NUTS 2 regions and sex (1994-2008, NACE Rev. 1.1) (htec_emp_reg)
 -   ZIP Employment in technology and knowledge-intensive sectors by NUTS 2 regions and sex (from 2008 onwards, NACE Rev. 2) (htec_emp_reg2)
 -   ZIP Employment in technology and knowledge-intensive sectors by NUTS 1 regions and type of occupation (1994-2008, NACE (...)) (htec_emp_risco)









































-   ZIP Employment in technology and knowledge-intensive sectors by NUTS 1 regions and type of occupation (from 2008 onward(...)) (htec_emp_risco2)
-   ZIP Employment in technology and knowledge-intensive sectors by NUTS 1 regions and level of education (1994-2008, NACE (...)) (htec_emp_riscd)
-   ZIP Employment in technology and knowledge-intensive sectors by NUTS 1 regions and level of education (from 2008 onward(...)) (htec_emp_riscd2)
-  Human Resources in Science and Technology (HRST) (reg_hrst)
 -   ZIP HRST by category and NUTS 2 regions (hrst_st_rcat)
 -   ZIP HRST by category, sex and NUTS 1 regions (hrst_st_rsex)
 -   ZIP HRST by category, age and NUTS 1 regions (hrst_st_rage)
 -   ZIP Employed HRST by category, NACE Rev. 1.1 activity and NUTS 1 regions (1994 - 2007) (hrst_st_rsec)
 -   ZIP Employed HRST by category, NACE Rev. 2 activity and NUTS 1 regions (from 2008 onwards) (hrst_st_rsec2)
-  Intellectual property rights (reg_ipr)
 -  Patent (reg_pat)
 -   ZIP Patent applications to the EPO by priority year by NUTS 3 regions (pat_ep_rtot)
 -   ZIP Patent applications to the EPO by priority year by NUTS 3 regions, international patent classification (IPC) sectio(...) (pat_ep_ripc)
 -   ZIP High-tech patent applications to the EPO by priority year by NUTS 3 regions (pat_ep_rtec)
 -  Community trade marks (CTM) (reg_ipr_t)
 -   ZIP European Union trade mark (EUTM) applications by NUTS 3 regions (ipr_ta_reg)
 -   ZIP European Union trade mark (EUTM) applications per billion GDP by NUTS 3 regions (ipr_ta_gdpr)
 -   ZIP European Union trade mark (EUTM) applications per million population by NUTS 3 regions (ipr_ta_popr)
 -  Community design (CD) (reg_ipr_d)
 -   ZIP Community design (CD) applications by NUTS 3 regions (ipr_da_reg)
 -   ZIP Community design (CD) applications per billion GDP by NUTS 3 regions (ipr_da_gdpr)
 -   ZIP Community design (CD) applications per million population by NUTS 3 regions (ipr_da_popr)
 -   ZIP Community designs (CD) by NUTS 3 regions (ipr_dfa_reg)
 -   ZIP Registered Community designs (RCD) by NUTS 3 regions (ipr_dr_reg)
-  Regional structural business statistics (reg_sbs)
 -   ZIP SBS data by NUTS 2 regions and NACE Rev. 2 (from 2008 onwards) (sbs_r_nuts06_r2)
 -   ZIP Multiannual statistics for distributive trades (NACE Rev. 2, G) by NUTS 2 regions (sbs_r_3k_my_r2)
 -   ZIP SBS data by NUTS 2 regions (NUTS 2006) and NACE Rev. 1.1 (1995-2007) (sbs_r_nuts03)
 -   ZIP Number of local units, persons employed and wages and salaries by NUTS 2 regions (sbs_cre_rreg)
 -   ZIP Multi yearly statistics by NUTS 2 regions (NUTS 2006) (sbs_r_3f_my)
-  Regional business demography (reg_bd)
 -   ZIP Business demography and high growth enterprise by NACE Rev. 2 and NUTS 3 regions (bd_hgnace2_r3)
 -   ZIP Business demography by size class and NUTS 3 regions (bd_size_r3)
 -   ZIP Employer business demography by NACE Rev. 2 and NUTS 3 regions (bd_enace2_r3)
 -   ZIP Employer business demography by size class and NUTS 3 regions (bd_esize_r3)
-  Regional health statistics (reg_hlth)
 -  Causes of death (reg_hlth_cdeath)
 -   ZIP Causes of death - crude death rate by NUTS 2 region of residence (hlth_cd_acdr2)

-  Causes of death - absolute number (hlth_cd_anr)
-  Causes of death by NUTS 2 regions - crude death rate (hlth_cd_acdr)
-  Causes of death by NUTS 2 regions - standardised death rate, 3 year average (hlth_cd_ysdr1)
-  Causes of death by NUTS 2 regions - crude death rate, 3 year average - females (hlth_cd_ycdrf)
-  Causes of death by NUTS 2 regions - crude death rate, 3 year average - males (hlth_cd_ycdrm)
-  Causes of death by NUTS 2 regions - crude death rate, 3 year average - total (hlth_cd_ycdrt)
-  Causes of death by NUTS 2 regions - absolute number, 3 year average - females (hlth_cd_ynrf)
-  Causes of death by NUTS 2 regions - absolute number, 3 year average - males (hlth_cd_ynrm)
-  Causes of death by NUTS 2 regions - absolute number, 3 year average - total (hlth_cd_ynrt)
-  Causes of death - deaths by NUTS 2 region of residence and occurrence, 3 year average (hlth_cd_yro)
-  Causes of death - standardised death rate by NUTS 2 region of residence, 3 year average (hlth_cd_ysdr2)
-  Causes of death - crude death rate by NUTS 2 regions of residence, 3 year average (hlth_cd_ycdr2)
-  Causes of death - years and potential years of life lost by NUTS 2 regions of residence, 3 year average (hlth_cd_ypyll)
-  Causes of death - infant mortality by NUTS 2 region of residence, 3 year average (hlth_cd_yinfr)
-  Causes of death - infant mortality by NUTS 2 region of occurrence, 3 year average (hlth_cd_yinfo)
-  Peri-neonatal mortality by age of mother and parity, by NUTS2 region of residence and occurrence, 3 year average (hlth_cd_yperro)
-  Fetal, peri- and neonatal mortality rates by NUTS 2 region of occurrence, 3 year average (hlth_cd_yperro)
-  Health care: resources and patients (non-expenditure data) (reg_hlth_care)
 -  Health personnel by NUTS 2 regions (hlth_rs_prsrg)
 -  Hospital beds by NUTS 2 regions (hlth_rs_bdsrg)
 -  Hospital discharges by diagnosis and NUTS 2 regions, in-patients, total number - total (hlth_co_disch1t)
 -  Hospital discharges by diagnosis and NUTS 2 regions, in-patients, total number - males (hlth_co_disch1m)
 -  Hospital discharges by diagnosis, NUTS 2 regions, in-patients and total number - females (hlth_co_disch1f)
 -  Hospital discharges by diagnosis and NUTS 2 regions, in-patients, per 100 000 inhabitants - total (hlth_co_disch2t)
 -  Hospital discharges by diagnosis and NUTS 2 regions, in-patients, per 100 000 inhabitants - males (hlth_co_disch2m)
 -  Hospital discharges by diagnosis and NUTS 2 regions, in-patients, per 100 000 inhabitants - females (hlth_co_disch2f)
 -  Hospital discharges by diagnosis and NUTS 2 regions, day cases, total number - total (hlth_co_disch3t)
 -  Hospital discharges by diagnosis and NUTS 2 regions, day cases, total number - males (hlth_co_disch3m)
 -  Hospital discharges by diagnosis and NUTS 2 regions, day cases, total number - females (hlth_co_disch3f)

-  Hospital discharges by diagnosis and NUTS 2 regions, day cases, per 100 000 inhabitants - total (hlth_co_disch4t)
-  Hospital discharges by diagnosis and NUTS 2 regions, day cases, per 100 000 inhabitants - males (hlth_co_disch4m)
-  Hospital discharges by diagnosis and NUTS 2 regions, day cases, per 100 000 inhabitants - females (hlth_co_disch4f)
-  In-patient average length of stay (days) by NUTS 2 regions - total (hlth_co_inpstt)
-  In-patient average length of stay (days) by NUTS 2 regions - males (hlth_co_inpstm)
-  In-patient average length of stay (days) by NUTS 2 regions - females (hlth_co_inpstf)
-  Hospital days of in-patients by NUTS 2 regions - total (hlth_co_hosdayt)
-  Hospital days of in-patients by NUTS 2 regions - males (hlth_co_hosdaym)
-  Hospital days of in-patients by NUTS 2 regions - females (hlth_co_hosdayf)
-  Long-term care beds in nursing and residential care facilities by NUTS 2 regions (hlth_rs_bdsns)
-  Prevalence of disability by sex, economic activity (NACE Rev. 1) and NUTS 2 regions (hlth_db_emrena)
-  Regional tourism statistics (reg_tour)
 -  Occupancy in collective accommodation establishments: domestic and inbound tourism (reg_tour_occ)
 -  Arrivals at tourist accommodation establishments by NUTS 2 regions (tour_occ_arn2)
 -  Nights spent at tourist accommodation establishments by NUTS 2 regions (tour_occ_nin2)
 -  Nights spent at tourist accommodation establishments by degree of urbanisation and by NUTS 2 regions (from 2012 onwards) (tour_occ_nin2d)
 -  Nights spent at tourist accommodation establishments by coastal and non-coastal area and by NUTS 2 regions (from 20(...) (tour_occ_nin2c)
 -  Net occupancy rate of bed-places and bedrooms in hotels and similar accommodation (NACE Rev. 2, I, 55.1) by NUTS 2 (...) (tour_occ_anor2)
 -  Capacity of collective tourist accommodation: establishments, bedrooms and bed-places (reg_tour_cap)
 -  Number of establishments, bedrooms and bed-places by NUTS 2 regions (tour_cap_nuts2)
 -  Number of establishments, bedrooms and bed-places by NUTS 3 regions (1990-2011) (tour_cap_nuts3)
 -  Number of establishments, bedrooms and bed-places by degree of urbanisation and by NUTS 2 regions (from 2012 onwards) (tour_cap_nuts2d)
 -  Number of establishments, bedrooms and bed-places by coastal and non-coastal area and by NUTS 2 regions (from 2012 (...)) (tour_cap_nuts2c)
-  Regional transport statistics (reg_tran)
 -  Road freight (reg_road)
 -  Annual road freight transport by region of loading (1 000 t, Mio Tkm, 1 000 Jrnys) (road_go_ta_rl)
 -  Annual road freight transport by region of unloading (1 000 t, Mio Tkm, 1 000 Jrnys) (road_go_ta_ru)
 -  National annual road freight transport by regions of loading (NUTS 3) and by group of goods (1 000 t), from 2008 onwards (road_go_na_rl3g)
 -  National annual road freight transport by regions of unloading (NUTS 3) and by group of goods (1 000 t), from 2008 (...) (road_go_na_ru3g)
 -  National annual road freight transport by regions of loading (NUTS 3) and by group of goods (1 000 t), until 2007 (road_go_na7rl3g)
 -  National annual road freight transport by regions of unloading (NUTS 3) and by group of goods (1 000 t), until 2007 (road_go_na7ru3g)
 -  Other regional transport (reg_otran)





































-  Road, rail and navigable inland waterways networks by NUTS 2 regions (tran_r_net)
-  Stock of vehicles by category and NUTS 2 regions (tran_r_vehst)
-  Victims in road accidents by NUTS 2 regions (tran_r_acci)
-  Maritime transport of passengers by NUTS 2 regions (tran_r_mapa_nm)
-  Maritime transport of freight by NUTS 2 regions (tran_r_mago_nm)
-  Air transport of passengers by NUTS 2 regions (tran_r_avpa_nm)
-  Air transport of freight by NUTS 2 regions (tran_r_avgo_nm)
-  Railway transport - national and international railway goods transport by loading/unloading NUTS 2 region (tran_r_rago)
-  Railway transport - national and international railway passengers transport by loading/unloading NUTS 2 region (tran_r_rapa)
-  Other regional transport - Historical data (1978-2002) (reg_otran_his)
 -  Maritime transport of passengers by NUTS 2 regions (questionnaire) (tran_r_mapa_om)
 -  Maritime transport of freight by NUTS 2 regions (questionnaire) (tran_r_mago_om)
 -  Air transport of passengers by NUTS 2 regions (questionnaire) (tran_r_avpa_om)
 -  Air transport of freight by NUTS 2 regions (questionnaire) (tran_r_avgo_om)
-  Regional labour market statistics (reg_lmk)
 -  Regional population and economically active population - LFS annual series (lfst_r_lfpop)
 -  Population by sex, age, citizenship, labour status and NUTS 2 regions (lfst_r_lfsd2pwn)
 -  Population by sex, age, country of birth, labour status and NUTS 2 regions (lfst_r_lfsd2pwc)
 -  Population aged 15 and over by sex, age and NUTS 2 regions (1 000) (lfst_r_lfsd2pop)
 -  Economically active population by sex, age and NUTS 2 regions (1 000) (lfst_r_lfp2act)
 -  Activity rates by sex, age, educational attainment level, citizenship and NUTS 2 regions (lfst_r_lfp2actrtn)
 -  Activity rates by sex, age, educational attainment level, country of birth and NUTS 2 regions (lfst_r_lfp2actrc)
 -  Economic activity rates by sex, age and NUTS 2 regions (%) (lfst_r_lfp2actrt)
 -  Economically active population by sex, age, educational attainment level and NUTS 2 regions (1 000) (lfst_r_lfp2acedu)
 -  Regional employment - LFS annual series (lfst_r_lfemp)
 -  Employment by sex, age and NUTS 2 regions (1 000) (lfst_r_lfe2emp)
 -  Employment by age, economic activity and NUTS 2 regions (NACE Rev. 2) - 1 000 (lfst_r_lfe2en2)
 -  Employment by age, economic activity and NUTS 2 regions (1999-2008, NACE Rev. 1.1) - 1 000 (lfst_r_lfe2en1)
 -  Employment by age, professional status and NUTS 2 regions (1 000) (lfst_r_lfe2estat)
 -  Employment by full-time/part-time, sex and NUTS 2 regions (1 000) (lfst_r_lfe2eftpt)
 -  Employment by sex, age, educational attainment level and NUTS 2 regions (1 000) (lfst_r_lfe2eedu)
 -  Employment and commuting by sex, age and NUTS 2 regions (lfst_r_lfe2ecomm)
 -  Employment by sex, age, job tenure and NUTS 2 regions (lfst_r_egad)
 -  Employment rates by sex, age, educational attainment level, citizenship and NUTS 2 regions (lfst_r_lfe2emprtn)
 -  Employment rates by sex, age, educational attainment level, country of birth and NUTS 2 regions (lfst_r_lfe2emprc)
 -  Employment rates by sex, age and NUTS 2 regions (%) (lfst_r_lfe2emprt)
 -  Average number of usual weekly hours of work in main job by sex, age and NUTS 2 regions (hours) (lfst_r_lfe2ehour)
 -  Regional unemployment - LFS annual series (lfst_r_lfu)
 -  Unemployment by sex, age and NUTS 2 regions (1 000) (lfst_r_lfu3pers)




































































-   Unemployment rates by sex, age and NUTS 2 regions (%) (lfst_r_lfu3rt)
-   Long-term unemployment (12 months and more) by NUTS 2 regions (lfst_r_lfu2ltu)
-   Unemployment by sex, age, country of birth and NUTS 2 regions (lfst_r_lfu2gac)
-   Unemployment rates by sex, age, country of birth and NUTS 2 regions (lfst_r_lfur2gac)
-   Unemployment by sex, age, citizenship and NUTS 2 regions (lfst_r_lfu2gan)
-   Unemployment rates by sex, age, citizenship and NUTS 2 regions (lfst_r_lfur2gan)
-  Regional labour market disparities - LFS series and LFS adjusted series (lfst_r_lmd)
 -   Regional disparities in employment rates (NUTS level 2, NUTS level 3) (lfst_r_lmderr)
 -   Regional disparities in unemployment rates (NUTS level 2, NUTS level 3) (lfst_r_lmdur)
 -   Regional disparities in gender employment gap (NUTS level 2) (lfst_r_lmdgeg)
 -   Regional disparities in long-term unemployment rates (NUTS level 2) (lfst_r_lmdltu)
 -   Regional disparities in the rate of early leavers from education and training (NUTS level 2) (lfst_r_edatd_16)
 -   Regional disparities in the rate of young people neither in employment nor in education and training (NEET) (NUTS I(...)) (lfst_r_edatd_22)
-  Regional job vacancy statistics (jvs) (reg_jvs)
 -   Job vacancy statistics by occupation, NUTS 2 regions and NACE Rev. 2 activity - annual data (2008-2015) (jvs_a_nace2)
 -   Job vacancy statistics by occupation, NUTS 2 regions and NACE Rev. 1.1 activity - annual data (2000-2008) (jvs_a_nace1)
-  Regional structure of earnings survey 2006 (reg_earn_ses_06)
 -   Mean annual earnings by NUTS 1 regions (enterprises with 10 employees or more) - NACE Rev. 1.1, C-O excluding L (earn_ses06_rann)
 -   Mean hourly earnings by NUTS 1 regions (enterprises with 10 employees or more) - NACE Rev. 1.1, C-O excluding L (earn_ses06_rhr)
-  Regional structure of earnings survey 2010 (reg_earn_ses_10)
 -   Mean hourly earnings by NUTS 1 regions (enterprises with 10 employees or more) - NACE Rev. 2, B-S excluding O (earn_ses10_rhr)
 -   Mean annual earnings by NUTS 1 regions (enterprises with 10 employees or more) - NACE Rev. 2, B-S excluding O (earn_ses10_rann)
-  Regional labour costs statistics (reg_lcs)
 -  Labour costs survey 2008 and 2012 - regional data, NACE Rev. 2 activity (reg_lcs_r2)
 -   Labour cost, wages and salaries, direct remuneration by NACE Rev. 2 activity and NUTS 1 regions - LCS surveys 2008,(...) (lc_rcost_r2)
 -   Structure of labour cost by NACE Rev. 2 activity and NUTS 1 regions - % of total cost, LCS surveys 2008, 2012 and 2016 (lc_rstruc_r2)
 -   Number of employees and hours worked, by working time, NACE Rev. 2 activity and NUTS 1 regions - LCS surveys 2008, (...) (lc_rnum1_r2)
 -   Average hours worked per employee, by working time, NACE Rev. 2 activity and NUTS 1 regions - LCS surveys 2008, 2(...) (lc_rnum2_r2)
 -   Number of statistical units selected for the survey, by NACE Rev. 2 activity and NUTS 1 regions - LCS surveys 2008,(...) (lc_rstu_r2)
 -  Labour costs survey 2004 - regional data (reg_lcs04)
 -   Labour cost, wages and salaries, direct remuneration by NACE Rev. 1.1 activity and NUTS 1 regions - LCS survey 2004 (lc_r04cost)
 -   Structure of labour cost by NACE Rev. 1.1 activity and NUTS 1 regions - % of total cost, LCS survey 2004 (lc_r04struc)
 -   Number of employees and hours worked, by working time, NACE Rev. 1.1 activity and NUTS 1 regions - LCS survey 2004 (lc_r04num1)
 -   Average hours worked per employee, by working time, NACE Rev. 1.1 activity and NUTS 1 regions - LCS survey 2004 (lc_r04num2)




























-  Number of statistical units selected for the survey, by NACE Rev. 1.1 activity and NUTS 1 regions - LCS survey 2004 (lc_r04stu)
-  Labour costs survey 2000 - regional data (reg_lcs00)
 -  Labour cost, wages and salaries, direct remuneration by NACE Rev. 1.1 activity and NUTS 1 regions - LCS survey 2000 (lc_r00cost)
 -  Structure of labour cost by NACE Rev. 1.1 activity and NUTS 1 regions - % of total cost, LCS survey 2000 (lc_r00struc)
 -  Number of employees and hours worked, by working time, NACE Rev. 1.1 activity and NUTS 1 regions - LCS survey 2000 (lc_r00num1)
 -  Average hours worked per employee, by working time, NACE Rev. 1.1 activity and NUTS 1 regions - LCS survey 2000 (lc_r00num2)
 -  Number of statistical units selected for the survey, by NACE Rev. 1.1 activity and NUTS 1 regions - LCS survey 2000 (lc_r00stu)
-  Regional digital economy and society (reg_isoc)
 -  Households with access to the internet at home (isoc_r_iacc_h)
 -  Households with broadband access (isoc_r_broad_h)
 -  Individuals who have never used a computer (isoc_r_cux_i)
 -  Individuals who used the internet, frequency of use and activities (isoc_r_iuse_i)
 -  Individuals who used the internet for interaction with public authorities (isoc_r_gov_i)
 -  Individuals who ordered goods or services over the internet for private use (isoc_r_blt12_i)
 -  Individuals who accessed the internet away from home or work (isoc_r_iumd_i)
-  Regional environmental and energy statistics (reg_env)
 -  Regional waste statistics (reg_env_was)
 -  Municipal waste by NUTS 2 regions - pilot project data (env_rwas_gen)
 -  Coverage rate of municipal waste collection by NUTS 2 regions - pilot project data (env_rwas_cov)
 -  Regional water statistics (reg_env_wat)
 -  Freshwater resources by river basin district (RBD) (env_watres_rb)
 -  Water abstraction by river basin district (RBD) (env_watabs_rb)
 -  Water use by river basin district (RBD) (env_watuse_rb)
 -  Energy statistics - cooling and heating degree days (reg_nrg_chdd)
 -  Cooling and heating degree days by NUTS 2 regions - annual data (nrg_chddr2_a)
 -  Cooling and heating degree days by NUTS 2 regions - monthly data (nrg_chddr2_m)
-  Regional poverty and social exclusion statistics (reg_ilc)
 -  People at risk of poverty or social exclusion by NUTS regions (ilc_peps11)
 -  People living in households with very low work intensity by NUTS regions (population aged 0 to 59 years) (ilc_lvhl21)
 -  Severe material deprivation rate by NUTS regions (ilc_mddd21)
 -  At-risk-of-poverty rate by NUTS regions (ilc_li41)
-  Regional crime statistics (reg_crim)
 -  Crimes recorded by the police by NUTS 3 regions (crim_gen_reg)
-  Regional statistics by typology (reg_typ)
 -  Metropolitan regions (met)
 -  Demography statistics by metropolitan regions (met_demo)
 -  Area of the regions by metropolitan regions (met_d3area)
 -  Population density by metropolitan regions (met_d3dens)
 -  Population on 1 January by five year age group, sex and metropolitan regions (met_pjangrp3)
 -  Population on 1 January by broad age group, sex and metropolitan regions (met_pjanagrp3)
 -  Demographic balance and crude rates by metropolitan regions (met_gind3)
 -  Live births (total) by metropolitan regions (met_births)



















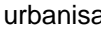
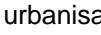


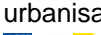






-  Deaths (total) by metropolitan regions (met_deaths)
-  Economic accounts by metropolitan regions (ESA 2010) (met_eco10)
 -  Gross domestic product (GDP) at current market prices by metropolitan regions (met_10r_3gdp)
 -  Average annual population to calculate regional GDP data by metropolitan regions (met_10r_3pgdp)
 -  Employment by NACE Rev. 2 activity and metropolitan typology (met_10r_3emp)
 -  Gross value added at basic prices by metropolitan regions (met_10r_3gva)
-  Intellectual property rights by metropolitan regions (met_ipr)
 -  Patent statistics by metropolitan regions (met_pat)
 -  Patent applications to the EPO by priority year and metropolitan regions (met_pat_eptot)
 -  Patent applications to the EPO by priority year, by international patent classification (IPC) sections, classes and(...) (met_pat_epipc)
 -  High-tech patent applications to the EPO by priority year and metropolitan regions (met_pat_eptec)
 -  Community trade marks (CTM) by metropolitan regions (met_ipr_t)
 -  European Union trade mark (EUTM) applications by metropolitan regions (met_ipr_ta)
 -  European Union trade mark (EUTM) applications per billion GDP by metropolitan regions (met_ipr_tagdp)
 -  European Union trade mark (EUTM) applications per million population by metropolitan regions (met_ipr_tapop)
 -  Community design (CD) by metropolitan regions (met_ipr_d)
 -  Community design (CD) applications by metropolitan regions (met_ipr_da)
 -  Community design (CD) applications per billion GDP by metropolitan regions (met_ipr_dagdp)
 -  Community design (CD) applications per million population by metropolitan regions (met_ipr_dapop)
 -  Community designs (CD) by metropolitan regions (met_ipr_dfa)
 -  Community designs (CD) per billion GDP by metropolitan regions (met_ipr_dfagdp)
 -  Community designs (CD) per million population by metropolitan regions (met_ipr_dfapop)
 -  Registered Community designs (RCD) by metropolitan regions (met_ipr_dr)
-  Business demography by metropolitan regions (met_bd)
 -  Business demography and high growth enterprise by NACE Rev. 2 activity and metropolitan regions (met_bd_hgn2)
 -  Business demography by size class and metropolitan regions (met_bd_size)
 -  Employer business demography by NACE Rev. 2 activity and metropolitan regions (met_bd_en2)
 -  Employer business demography by size class and metropolitan regions (met_bd_esize)
-  Transport statistics by metropolitan regions (met_tran)
 -  National annual road freight transport by regions of loading, group of goods and metropolitan regions (met_road_gonl)
 -  National annual road freight transport by regions of unloading, group of goods and metropolitan regions (met_road_gonu)
-  Labour market statistics by metropolitan regions (met_lmk)
 -  Economically active population by sex, age and metropolitan regions (met_lfp3pop)
 -  Unemployment by sex, age and metropolitan regions (met_lfu3pers)
 -  Unemployment rates by sex, age and metropolitan regions (met_lfu3rt)
 -  Population by sex, age and metropolitan regions (met_lfsd3pop)
 -  Employment by sex, age and metropolitan regions (met_lfe3emp)
 -  Employment rates by sex and age and metropolitan regions (met_lfe3emprt)




















































































-  Population aged 25-64 by educational attainment level, sex and metropolitan regions (met_edat_lfse4)
-  Crimes recorded by the police by metropolitan regions (met_crim_gen)
- Other typologies (urt)
 - Demography statistics by other typologies (urt_demo)
 -  Area of the regions by other typologies (urt_d3area)
 -  Population density by other typologies (urt_d3dens)
 -  Population on 1 January by five year age group, sex and other typologies (urt_pjangrp3)
 -  Population on 1 January by broad age group, sex and other typologies (urt_pjanagrp3)
 -  Demographic balance and crude rates by other typologies (urt_gind3)
 -  Live births (total) by other typologies (urt_births)
 -  Deaths (total) by other typologies (urt_deaths)
 - Economic accounts by other typologies (ESA 2010) (urt_eco10)
 -  Gross domestic product (GDP) at current market prices by other typologies (urt_10r_3gdp)
 -  Average annual population to calculate regional GDP data by other typologies (urt_10r_3pgdp)
 -  Employment by NACE Rev. 2 activity and other typologies (urt_10r_3emp)
 -  Gross value added at basic prices by other typologies (urt_10r_3gva)
 - Intellectual property rights by other typologies (urt_ipr)
 - Patent statistics by other typologies (urt_pat)
 -  Patent applications to the EPO by priority year and other typologies (urt_pat_eptot)
 -  Patent applications to the EPO by priority year, international patent classification (IPC) sections, classes and ot(...) (urt_pat_epipc)
 -  High-tech patent applications to the EPO by priority year and other typologies (urt_pat_eptec)
 - Community trade marks (CTM) by other typologies (urt_ipr_t)
 -  European Union trade mark (EUTM) applications by other typologies (urt_ipr_ta)
 -  European Union trade mark (EUTM) applications per billion GDP by other typologies (urt_ipr_tagdp)
 -  European Union trade mark (EUTM) applications per million population by other typologies (urt_ipr_tapop)
 - Community design (CD) by other typologies (urt_ipr_d)
 -  Community design (CD) applications by other typologies (urt_ipr_da)
 -  Community design (CD) applications per billion GDP by other typologies (urt_ipr_dagdp)
 -  Community design (CD) applications per million population by other typologies (urt_ipr_dapop)
 -  Community designs (CD) by other typologies (urt_ipr_dfa)
 -  Community designs (CD) per billion GDP by other typologies (urt_ipr_dfagdp)
 -  Community designs (CD) per million population by other typologies (urt_ipr_dfapop)
 -  Registered Community designs (RCD) by other typologies (urt_ipr_dr)
 - Business demography by other typologies (urt_bd)
 -  Business demography and high growth enterprise by NACE Rev. 2 activity and other typologies (urt_bd_hgn2)
 -  Business demography by size class and other typologies (urt_bd_size)
 -  Employer business demography by NACE Rev. 2 activity and other typologies (urt_bd_en2)
 -  Employer business demography by size class and other typologies (urt_bd_esize)
 - Transport statistics by other typologies (urt_tran)
 -  National annual road freight transport by regions of loading, group of goods and other typologies (urt_road_gonl)
 -  National annual road freight transport by regions of unloading, group of goods and other typologies (urt_road_gonu)

-  Labour market statistics by other typologies (urt_lmk)
 -  Economically active population by sex, age and other typologies (urt_lfp3pop)
 -  Unemployment by sex, age and other typologies (urt_lfu3pers)
 -  Unemployment rates by sex, age and other typologies (urt_lfu3rt)
 -  Population by sex, age and other typologies (urt_lfsd3pop)
 -  Employment by sex, age and other typologies (urt_lfe3emp)
 -  Employment rates by sex, age and other typologies (urt_lfe3emprrt)
 -  Population aged 25-64 by educational attainment level, sex and other typologies (urt_edat_lfse4)
 -  Crimes recorded by the police by other typologies (urt_crim_gen)
-  Tourism statistics by coastal areas (LAU2) (mare)
 -  Nights spent at tourist accommodation establishments by coastal and non-coastal area (from 2012 onwards) (tour_occ_ninatc)
 -  Number of establishments, bedrooms and bed-places by coastal and non-coastal area (from 2012 onwards) (tour_cap_natc)
-  Degree of urbanisation (degurb)
 -  Health (degurb_hlth)
 -  Self-perceived health by sex, age and degree of urbanisation (hlth_silc_18)
 -  People having a long-standing illness or health problem, by sex, age and degree of urbanisation (hlth_silc_19)
 -  Self-perceived long-standing limitations in usual activities due to health problem by sex, age and degree of urbani(...) (hlth_silc_20)
 -  Self-reported unmet needs for medical examination by sex, age, main reason declared and degree of urbanisation (hlth_silc_21)
 -  Self-reported unmet needs for dental examination by sex, age, main reason declared and degree of urbanisation (hlth_silc_22)
 -  Lifelong learning (degurb_trng)
 -  Participation rate in education and training by degree of urbanisation (trng_aes_105)
 -  Participation rate in education and training (last 4 weeks) by sex, age and degree of urbanisation (trng_lfs_14)
 -  Participation rate in informal learning by learning form and degree of urbanisation (trng_aes_205)
 -  Participation in any learning activities by degree of urbanisation (trng_any3)
 -  Participation in formal education by degree of urbanisation (trng_fed3)
 -  Participation in informal learning by degree of urbanisation (trng_inf3)
 -  Participation in non-formal education and training by degree of urbanisation (trng_nfe4)
 -  Educational attainment level and outcomes of education (degurb_edat)
 -  Number of foreign languages known (self-reported) by degree of urbanisation (edat_aes_l26)
 -  Level of the best-known foreign language (self-reported) by degree of urbanisation (edat_aes_l36)
 -  Population by educational attainment level, sex, age and degree of urbanisation (%) (edat_lfs_9913)
 -  Population by educational attainment level, sex, age, country of birth and degree of urbanisation (%) (edat_lfs_9915)
 -  Population by educational attainment level, sex, age, citizenship and degree of urbanisation (%) (edat_lfs_9916)
 -  Population by educational attainment level, sex, age, country of birth and NUTS 2 regions (%) (edat_lfs_9917)
 -  Population by educational attainment level, sex, age, citizenship and NUTS 2 regions (%) (edat_lfs_9918)
 -  Young people neither in employment nor in education and training by sex, age and degree of urbanisation (NEET rates) (edat_lfse_29)

-   ZIP Young people neither in employment nor in education and training by sex, age, country of birth and degree of urbani(...) (edat_lfse_35)
-   ZIP Young people neither in employment nor in education and training by sex, age, citizenship and degree of urbanisatio(...) (edat_lfse_36)
-   ZIP Young people neither in employment nor in education and training by sex, age, country of birth and NUTS 2 regions ((...) (edat_lfse_37)
-   ZIP Young people neither in employment nor in education and training by sex, age, citizenship and NUTS 2 regions (NEET (...)) (edat_lfse_38)
-   ZIP Early leavers from education and training by sex and degree of urbanisation (edat_lfse_30)
-   ZIP Employment rates of young people not in education and training by sex, educational attainment level, years since co(...) (edat_lfse_34)
-  Living conditions and welfare (degurb_livcon)
 -   ZIP Structure of consumption expenditure by degree of urbanisation and COICOP consumption purpose (hbs_str_t226)
 -   ZIP Household characteristics by degree of urbanisation (hbs_car_t315)
 -   ZIP Household characteristics by main source of income (hbs_car_t316)
 -   ZIP People at risk of poverty or social exclusion by degree of urbanisation (ilc_peps13)
 -   ZIP At-risk-of-poverty rate by degree of urbanisation (ilc_li43)
 -   ZIP At-risk-of-poverty rate after deducting housing costs by degree of urbanisation (ilc_li48)
 -   ZIP Mean and median income by degree of urbanisation (ilc_di17)
 -   ZIP Share of people having income greater or equal to specific national thresholds by degree of urbanisation (ilc_di23)
 -   ZIP Distribution of population aged 18 and over by health status, age group, sex and degree of urbanisation - EU-SILC survey (ilc_lvhl01)
 -   ZIP People living in households with very low work intensity by degree of urbanisation (population aged 0 to 59 years) (ilc_lvhl23)
 -   ZIP Distribution of population by degree of urbanisation, dwelling type and income group - EU-SILC survey (ilc_lvho01)
 -   ZIP Average number of rooms per person by degree of urbanization (ilc_lvho04d)
 -   ZIP Overcrowding rate by degree of urbanisation - total population - EU-SILC survey (ilc_lvho05d)
 -   ZIP Share of people living in under-occupied dwellings by degree of urbanisation - total population - EU-SILC survey (ilc_lvho50d)
 -   ZIP Housing cost overburden rate by degree of urbanisation - EU-SILC survey (ilc_lvho07d)
 -   ZIP Distribution of population by housing cost burden and degree of urbanisation (ilc_lvho29)
 -   ZIP Median of the housing cost burden distribution by degree of urbanisation - EU-SILC survey (ilc_lvho08b)
 -   ZIP Material and social deprivation rate by degree of urbanisation (ilc_mdspd09)
 -   ZIP Severe material deprivation rate by degree of urbanisation (ilc_mddd23)
 -   ZIP Severe housing deprivation rate by degree of urbanisation - EU-SILC survey (ilc_mdho06d)
 -   ZIP Noise from neighbours or from the street by degree of urbanisation (ilc_mddw04)
 -   ZIP Pollution, grime or other environmental problems by degree of urbanisation (ilc_mddw05)
 -   ZIP Crime, violence or vandalism in the area by degree of urbanisation (ilc_mddw06)
-  EU-SILC ad-hoc modules (du_ilc_ahm)
 -  2017 - Health including children health (du_ilc_hch)
 -   ZIP Persons with financial burden of health care by type of health care, level of burden, degree of urbanization and qu(...) (ilc_hch02)
 -   ZIP Persons visiting a doctor in the last 12 months by medical speciality, number of visits, most frequent activity sta(...) (ilc_hch04)
 -   ZIP Persons performing physical activity when working by type of activity, most frequent activity status, quantile and (...) (ilc_hch06)






















-  Persons performing physical activity outside working time by duration in a typical week, most frequent activity sta(...) (ilc_hch08)
-  Children with unmet needs for medical examination or treatment by income group, household composition and degree of(...) (ilc_hch14)
-  2016 - Access to services (du_ilc_ats)
 -  Children receiving formal childcare services by age, income group and degree of urbanisation (ilc_ats01)
 -  Children receiving formal childcare services by household type, income group, degree of urbanisation and level of d(...) (ilc_ats03)
 -  Children by household type, income group, degree of urbanisation and main reason for not meeting needs for formal c(...) (ilc_ats04)
 -  Persons paying for formal education by household type, income group, degree of urbanisation and level of difficulty(...) (ilc_ats07)
 -  Persons by sex, age, household type, income group, degree of urbanisation and main reason for not meeting needs for(...) (ilc_ats08)
 -  Persons using professional homecare services by household type, income group and degree of urbanisation (ilc_ats13)
 -  Persons using professional homecare services by household type, income group, degree of urbanisation and frequency (ilc_ats14)
 -  Persons using or not professional homecare services by household type, income group, degree of urbanisation and rea(...) (ilc_ats15)
 -  Persons providing or not informal homecare services by sex, age, degree of urbanisation, most frequent activity sta(...) (ilc_ats17)
 -  Persons providing informal care or assistance by sex, age, degree of urbanisation, most frequent activity status an(...) (ilc_ats18)
-  2015 - Social and cultural participation (du_ilc_scp)
 -  Participation in any cultural or sport activities in the last 12 months by income quintile, household type and degr(...) (ilc_scp02)
 -  Frequency of participation in cultural or sport activities in the last 12 months by income quintile, household type(...) (ilc_scp04)
 -  Reasons of non-participation in cultural or sport activities in the last 12 months by income quintile, household t(...) (ilc_scp06)
 -  Frequency of practicing of artistic activities by income quintile, household type and degree of urbanisation (ilc_scp08)
 -  Frequency of getting together with family and relatives or friends by income quintile, household type and degree o(...) (ilc_scp10)
 -  Frequency of contacts with family and relatives or friends by income quintile, household type and degree of urbanis(...) (ilc_scp12)
 -  Frequency of communication via social media by income quintile, household type and degree of urbanisation (ilc_scp14)
 -  Persons who have someone to ask for help by income quintile, household type and degree of urbanisation (ilc_scp16)
 -  Persons who have someone to discuss personal matters by income quintile, household type and degree of urbanisation (ilc_scp18)
 -  Participation in formal or informal voluntary activities, or active citizenship by income quintile, household type (...) (ilc_scp20)
 -  Reasons of non-participation in formal or informal voluntary activities, active citizenship in the last 12 months (...) (ilc_scp22)
-  2013 - Personal well-being indicators (du_ilc_pwb)
 -  Average rating of satisfaction by domain, income quintile, household type and degree of urbanisation (ilc_pw02)

-  Average rating of trust by domain, income quintile, household type and degree of urbanisation (ilc_pw04)
-  Persons having someone to rely on in case of need by income quintile, degree of urbanisation and household type (ilc_pw07)
-  Frequency of being happy in the last 4 weeks by income quintile, degree of urbanisation and household type (ilc_pw09)
-  2012 - Housing conditions (du_ilc_hcm)
 -  Average size of dwelling by household type and degree of urbanisation (ilc_hcmh02)
 -  Share of population living in a dwelling not comfortably cool during summer time by income quintile and degree of u(...) (ilc_hcmp03)
 -  Share of population having moved to other dwelling within the last five year period by tenure status and degree of (...) (ilc_hcmp05)
 -  Distribution of population by level of difficulty in accessing public transport, income quintile and degree of urba(...) (ilc_hcmp06)
-  Labour market (degurb_labour)
 -  Activity rates by sex, age, educational attainment level, citizenship and NUTS 2 regions (lfst_r_lfp2actrtn)
 -  Activity rates by sex, age, educational attainment level, country of birth and NUTS 2 regions (lfst_r_lfp2actrc)
 -  Employment rates by sex, age, educational attainment level, citizenship and NUTS 2 regions (lfst_r_lfe2emprtn)
 -  Employment rates by sex, age, educational attainment level, country of birth and NUTS 2 regions (lfst_r_lfe2emprc)
 -  Employment rates by sex, age, educational attainment level, citizenship and degree of urbanisation (lfst_r_erednu)
 -  Employment rates by sex, age, educational attainment level, country of birth and degree of urbanisation (lfst_r_eredcobu)
 -  Activity rates by sex, age, educational attainment level, citizenship and degree of urbanisation (lfst_r_arednu)
 -  Activity rates by sex, age, educational attainment level, country of birth and degree of urbanisation (lfst_r_aredcobu)
 -  Employment rates by sex, age and degree of urbanisation (%) (lfst_r_ergau)
 -  Part-time employment by sex, age, educational attainment level, country of birth and degree of urbanisation (lfst_r_e2pgaedcu)
 -  Part-time employment by sex, age, educational attainment level, citizenship and degree of urbanisation (lfst_r_e2pgaednu)
 -  Self-employment by sex, age, country of birth and degree of urbanisation (lfst_r_e2sgacu)
 -  Self-employment by sex, age, citizenship and degree of urbanisation (lfst_r_e2sganu)
 -  Temporary employees by sex, age, educational attainment level, country of birth and degree of urbanisation (lfst_r_e2tgaedcu)
 -  Temporary employees by sex, age, educational attainment level, citizenship and degree of urbanisation (lfst_r_e2tgaednu)
 -  Unemployment rates by sex, age and degree of urbanisation (%) (lfst_r_urgau)
 -  Unemployment by sex, age, country of birth and degree of urbanisation (lfst_r_lfu2gacu)
 -  Unemployment rates by sex, age, country of birth and degree of urbanisation (lfst_r_lfur2gacu)
 -  Unemployment by sex, age, citizenship and degree of urbanisation (lfst_r_lfu2ganu)
 -  Unemployment rates by sex, age, citizenship and degree of urbanisation (lfst_r_lfur2ganu)
 - Unemployment by sex, age, country of birth and NUTS 2 regions (lfst_r_lfu2gac)
 - Unemployment rates by sex, age, country of birth and NUTS 2 regions (lfst_r_lfur2gac)
 - Unemployment by sex, age, citizenship and NUTS 2 regions (lfst_r_lfu2gan)

































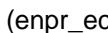













-   Unemployment rates by sex, age, citizenship and NUTS 2 regions (lfst_r_lfur2gan)
-   Annual population by sex, age, degree of urbanisation and labour status (1 000) (lfsa_pgauws)
-   Quarterly population by sex, age, degree of urbanisation and labour status (1 000) (lfsq_pgauws)
-   Number of households by degree of urbanisation and NUTS 2 regions (1 000) (lfst_r_lfsd2hh)
-  Tourism (degurb_tour)
 -   Nights spent at tourist accommodation establishments by degree of urbanisation (from 2012 onwards) (tour_occ_ninatd)
 -   Number of establishments, bedrooms and bed-places by degree of urbanisation (from 2012 onwards) (tour_cap_natd)
-  Digital economy and society (degurb_isoc)
 -  ICT usage in households and by individuals (du_isoc_i)
 -  Connection to the internet and computer use (du_isoc_ici)
 -   Households - type of connection to the internet (isoc_ci_it_h)
 -   Individuals - places of computer use (isoc_ci_cfp_pu)
 -   Individuals - mobile internet access (isoc_ci_im_i)
 -   Households - availability of computers (isoc_ci_cm_h)
 -   Households - devices to access the internet (isoc_ci_id_h)
 -   Households - reasons for not having internet access at home (isoc_pibi_rni)
 -   Individuals - frequency of computer use (isoc_ci_cfp_fu)
 -   Households - level of internet access (isoc_ci_in_h)
 -   Individuals - computer use (isoc_ci_cfp_cu)
 -  Internet use (du_isoc_iiu)
 -   Individuals - internet use (isoc_ci_ifp_iu)
 -   Individuals - frequency of internet use (isoc_ci_ifp_fu)
 -   Individuals - places of internet use (isoc_ci_ifp_pu)
 -   Individuals - internet activities (isoc_ci_ac_i)
 -  E-commerce (du_isoc_iec)
 -   Internet purchases by individuals (until 2019) (isoc_ec_ibuy)
 -   Problems encountered by individuals when buying/ordering over the internet (isoc_ec_iprb)
 -   Perceived barriers to buying/ordering over the internet (isoc_ec_inb)
 -  E-government (du_isoc_ci_egi)
 -   E-government activities of individuals via websites (isoc_ciegi_ac)
 -   Reasons for not submitting completed forms to public authorities' websites (isoc_ciegi_rtx)
 -  ICT trust, security and privacy (du_isoc_ci_sci)
 -   Security related problems experienced when using the internet (isoc_cisci_pb)
 -   Activities via internet not done because of security concerns (isoc_cisci_ax)
 -   Safety copies and back up files (isoc_cisci_f)
 -  Digital skills (du_isoc_sk)
 -  ICT users (du_isoc_sku)
 -   Individuals' level of computer skills (isoc_sk_cskl_i)
 -   Individuals' level of internet skills (isoc_sk_iskl_i)
 -   Way of obtaining ICT skills (isoc_sk_how_i)
 -   Most recent training course on computer use (isoc_sk_rtc_i)
 -   Reasons for not having taken a computer course (isoc_sk_rnct_i)
 -  Historical data (du_isoc_h)
 -  ICT usage in households and by individuals (du_isoc_i_h)
 -  Individuals - mobile use of the internet (2012) (du_isoc_ci_mobi)
 -   Devices used for mobile connection to the internet (isoc_cimobi_dev)
 -   Frequency of mobile internet use (isoc_cimobi_frq)
 -   Purpose of mobile internet use (isoc_cimobi_purp)





























-  Problems encountered when using mobile internet (isoc_cimobi_prb)
 -  Reasons for not using mobile internet (isoc_cimobi_rux)
 -  Benchmarking indicators 2011-2015 (du_isoc_pi)
 -  Benchmarking digital Europe: key performance indicators (du_isoc_pibdek)
 -  Public services - individuals (isoc_bdek_ps)
 -  Digital single market - promoting e-commerce for individuals (isoc_bdek_smi)
 -  Digital inclusion - individuals (isoc_bdek_di)
 -  Benchmarking digital Europe: 2011-2015 indicators (du_isoc_pibde15)
 -  Broadband and connectivity (du_isoc_bde15b)
 -  Broadband and connectivity - households (isoc_bde15b_h)
 -  Broadband and connectivity - individuals (isoc_bde15b_i)
 -  ICT usage by individuals (du_isoc_bde15c)
 -  Internet use and activities (isoc_bde15cua)
 -  E-banking and e-commerce (isoc_bde15cbc)
 -  E-skills (isoc_bde15csk)
 -  E-public services (du_isoc_bde15e)
 -  Individuals using the internet for interacting with public authorities (isoc_bde15ei)
 -  City statistics (urb)
 -  Cities and greater cities (urb_cgc)
 -  Population on 1 January by age groups and sex - cities and greater cities (urb_cpop1)
 -  Population structure - cities and greater cities (urb_cpopstr)
 -  Population by citizenship and country of birth - cities and greater cities (urb_cpopcb)
 -  Fertility and mortality - cities and greater cities (urb_cfermor)
 -  Living conditions - cities and greater cities (urb_clivcon)
 -  Education - cities and greater cities (urb_ceduc)
 -  Culture and tourism - cities and greater cities (urb_ctour)
 -  Labour market - cities and greater cities (urb_clma)
 -  Economy and finance - cities and greater cities (urb_cecfi)
 -  Transport - cities and greater cities (urb_ctrans)
 -  Environment - cities and greater cities (urb_cenv)
 -  Functional urban areas (urb_luz)
 -  Population on 1 January by age groups and sex - functional urban areas (urb_lpop1)
 -  Population structure - functional urban areas (urb_lpopstr)
 -  Population by citizenship and country of birth - functional urban areas (urb_lpopcb)
 -  Fertility and mortality - functional urban areas (urb_lfermor)
 -  Living conditions - functional urban areas (urb_llivcon)
 -  Education - functional urban areas (urb_leduc)
 -  Labour market - functional urban areas (urb_llma)
 -  Transport - functional urban areas (urb_ltran)
 -  Environment - functional urban areas (urb_lenv)
 -  Perception survey results (urb_percep)
 -  Other sub-national statistics (reg_nat)
 -  Water statistics by River Basin Districts (RBD) (rbd)
 -  Freshwater resources by river basin district (RBD) (env_watres_rb)
 -  Water abstraction by river basin district (RBD) (env_watabs_rb)
 -  Water use by river basin district (RBD) (env_watuse_rb)
 -  Orchard statistics by production region (reg_orch)
 -  Total area by species (area in ha) (orch_total)
 -  Apple and pear trees - Area by age and density classes (area in ha) (orch_apples3)
 -  Peach and apricot trees - Area by age and density classes (area in ha) (orch_peach3)












































-  Orange, lemon and small citrus fruit trees - Area by age and density classes (area in ha) (orch_oranges3)
-  Olive trees - Area by age and density classes (area in ha) (orch_olives3)
-  Table grape vines - Area by age and density classes (area in ha) (orch_grapes3)
-  Regional data (orch_reg)
 -  Apple and pears trees - Area by age classes and group of varieties (area in ha) (orch_apples1)
 -  Apple and pear trees - Area by density classes and group of varieties (area in ha) (orch_apples2)
 -  Peach and apricot trees - Area by age classes and group of varieties (area in ha) (orch_peach1)
 -  Peach and apricot trees - Area by density classes and group of varieties (area in ha) (orch_peach2)
 -  Orange, lemon and small citrus fruit trees - Area by age classes and group of varieties (area in ha) (orch_oranges1)
 -  Orange, lemon and small citrus fruit trees - Area by density classes and group of varieties (area in ha) (orch_oranges2)
 -  Olive trees - Area by age classes (area in ha) (orch_olives1)
 -  Olive trees - Area by density classes (area in ha) (orch_olives2)
 -  Table grape vines - Area by age classes (area in ha) (orch_grapes1)
 -  Table grape vines - Area by density classes (area in ha) (orch_grapes2)
-  Vineyard statistics by production region (reg_vit)
 -  Wine-grower holdings by production (vit_t1)
 -  Main vine varieties by age group (vit_t4)
-  Land cover and land use, landscape (LUCAS) (lan)
 -  Land cover overview by NUTS 2 regions (lan_lcv_oww)
 -  Land covered by artificial surfaces by NUTS 2 regions (lan_lcv_art)
 -  Land covered by artificial surfaces - index (lan_lcv_arti)
 -  Land use overview by NUTS 2 regions (lan_use_oww)
 -  Land cover for FAO Forest categories by NUTS 2 regions (lan_lcv_fao)
 -  Settlement area (lan_settl)
-  Non EU countries (noneu)
 -  Southern European Neighbourhood Policy countries (ENP-South) (med)
 -  Economy and finance (med_ec)
 -  Gross domestic product (med_ec1)
 -  Final consumption expenditure (med_ec2)
 -  Gross capital formation (med_ec3)
 -  International trade as a share of GDP (med_ec4)
 -  Gross value added (med_ec5)
 -  Balancing items (med_ec6)
 -  Debts (med_ec7)
 -  Prices (annual series) (med_ec8)
 -  Exchange rates (med_ec9)
 -  Balance of payments (med_ecbp)
 -  International trade by SITC - 1 000 EUR (med_ecet)
 -  Additional indicators (med_ec0)
 -  Population and social conditions (med_ps)
 -  General indicators (med_ps111)
 -  Population on 1 January by sex and by age group (med_ps112)
 -  Average population (mid-year) (med_ps115)
 -  Demographic indicators (med_ps12)


















































-  Literacy (med_ps21)
-  General education (med_ps22)
-  Higher education (med_ps23)
-  Quality of education (med_ps24)
-  Technical and vocational education training (TVET) (med_ps25)
-  Public expenditure on education (med_ps26)
-  Poverty lines (med_ps311)
-  At-risk-of poverty rate (med_ps312)
-  Poverty ratio (med_ps313)
-  Access to basic services and housing (med_ps32)
-  Communication (med_ps33)
-  Employment (med_ps411)
-  Economic activity (med_ps412)
-  Employment characteristics (med_ps413)
-  Employment and economic activity branches (med_ps414)
-  Unemployment rate (med_ps421)
-  Unemployment rate by education level (med_ps422)
-  Proportion of persons living in jobless households (med_ps423)
-  Wages (med_ps43)
-  Tourism (med_to)
 -  Main flows (med_to11)
 -  Arrivals by type of accommodation (med_to12)
 -  Nights spent by type of accommodation (med_to13)
 -  Accommodation establishments (med_to21)
 -  Number of bed-places (med_to22)
-  Agriculture (med_ag)
 -  Structural information (med_ag1)
 -  Crop production (med_ag2)
 -  Meat (total production) (med_ag31)
 -  Annual production and utilisation of milk on the farm (med_ag32)
 -  Livestock in number of heads (med_ag33)
 -  Poultry farming (med_ag34)
 -  Annual captures of fish - live weight in tonnes - by fishing areas (med_ag41)
 -  Annual aquaculture production - live weight in tonnes (med_ag42)
 -  Economic accounts for agriculture (EAA) (med_ag50)
 -  Price indices of agricultural input/output at nominal value (2000 = 100) (med_ag51)
-  Transport (med_tr)
 -  Road infrastructure: length of road network (med_rd1)
 -  Road equipment: number of road vehicles by categories (med_rd2)
 -  Road equipment: number of road vehicles by age (med_rd3)
 -  Road equipment: load capacity of lorries (med_rd4)
 -  Road equipment: new registrations by categories (med_rd5)
 -  Road traffic: road freight transport in volume (med_rd6)
 -  Road accidents: persons killed (med_rd7)
 -  Rail infrastructure: length of network (med_ra1)
 -  Rail equipment: number of locomotives and passenger railways vehicles (med_ra2)
 -  Rail equipment: number and capacity of railways vehicles (med_ra3)
 -  Rail equipment: number and load capacity of goods transport wagons (med_ra4)
 -  Rail passenger and freight traffic (med_ra5)
 -  Air transport infrastructure: airports (med_air1)

-   ZIP Air transport infrastructure: length of paved runways (med_air2)
-   ZIP Air transport equipment: number of aircrafts (med_air3)
-   ZIP Air transport traffic: number of aircraft movements (med_air4)
-   ZIP Air transport traffic: freight and passengers (med_air5)
-   ZIP Maritime transport infrastructure: ports (med_ma1)
-   ZIP Maritime equipment - number of ships of 1 000 grt and over (med_ma2)
-   ZIP Maritime equipment - number of ships of 300 grt and over (med_ma3)
-   ZIP Maritime equipment - carrying capacity of ships of 1 000 grt and over (med_ma4)
-   ZIP Maritime equipment - carrying capacity of ships of 300 grt and over (med_ma5)
-   ZIP Maritime traffic: ship movements (med_ma6)
-   ZIP Maritime traffic: passengers and freight (med_ma7)
-  Environment (med_en)
 -   ZIP GHG (Green House Gases) emissions (med_en1)
 -   ZIP Air emissions per sector and per gas (med_en2)
 -   ZIP Municipal waste (med_en21)
 -   ZIP Generation of waste by sector (med_en22)
 -   ZIP Composition of municipal waste (med_en23)
 -   ZIP Treatment and disposal facilities (med_en24)
 -   ZIP Management of waste (med_en25)
 -   ZIP Local pollution (med_en3)
 -   ZIP Renewable freshwater resources (med_en41)
 -   ZIP Water use balance (med_en42)
 -   ZIP Freshwater abstraction (med_en43)
 -   ZIP Water supplied and used by economic sectors (med_en44)
 -   ZIP Urban wastewater treatment (med_en46)
 -   ZIP Population connected to Wastewater Treatment (med_en47)
 -   ZIP Protected areas (med_en51)
 -   ZIP Number of known species (med_en52)
 -   ZIP Percentage of threatened species (med_en53)
 -   ZIP Landuse (med_en61)
 -   ZIP Forest and irrigated land (med_en62)
 -   ZIP Erosion (med_en63)
-  Energy (med_eg)
 -   ZIP Primary energy production (med_eg10)
 -   ZIP Secondary energy production (transformation) (med_eg20)
 -   ZIP Energy consumption (med_eg30)
 -   ZIP Energy - historical data (2004-2007, former methodology and source) (med_eg_all)
-  Candidate countries and potential candidates (cpc)
 -  Economy and finance (cpc_ec)
 -   ZIP Candidate countries and potential candidates: main economic indicators (cpc_ecmain)
 -   ZIP Candidate countries and potential candidates: GDP and main aggregates (cpc_ecnagdp)
 -   ZIP Candidate countries and potential candidates: annual national accounts -breakdown by branches (cpc_ecnabrck)
 -   ZIP Candidate countries and potential candidates: annual national accounts -breakdown of final consumption expenditure (cpc_ecnacoi)
 -   ZIP Candidate countries and potential candidates: Government statistics (cpc_ecgov)
 -   ZIP Candidate countries and potential candidates: exchange rates and interest rates (cpc_ecexint)
 -   ZIP Candidate countries and potential candidates: monetary and other financial statistics (cpc_ecmny)
 -   ZIP Candidate countries and potential candidates: prices (cpc_ecprice)








































































-  Candidate countries and potential candidates: balance of payments (cpc_ecbop)
-  Population and social conditions (cpc_ps)
 -  Candidate countries and potential candidates: population - demography (cpc_psdemo)
 -  Candidate countries and potential candidates: education (cpc_pseduc)
 -  Candidate countries and potential candidates: labour market (cpc_pslm)
 -  Candidate countries and potential candidates: living conditions (cpc_psilc)
-  Industry, trade and services (cpc_in)
 -  Candidate countries and potential candidates: short-term business statistics (cpc_insts)
 -  Candidate countries and potential candidates: business demography (cpc_insbs)
 -  Candidate countries and potential candidates: tourism (cpc_intour)
-  Agriculture, forestry and fisheries (cpc_ag)
 -  Candidate countries and potential candidates: agricultural (cpc_agmain)
 -  Candidate countries and potential candidates: forestry statistics (cpc_agfor)
 -  Candidate countries and potential candidates: fisheries (cpc_agfish)
-  International trade (cpc_et)
 -  International trade of EFTA and enlargement countries (ext_lt_intercc)
 -  Candidate countries and potential candidates: trading partners - flows (cpc_etflow)
 -  Candidate countries and potential candidates: trading partners - balance (cpc_etbal)
 -  Macro series for EFTA and enlargement countries (raw data and growth rates) (ext_st_eftacc)
 -  Candidate countries and potential candidates: terms of trade (cpc_ettot)
-  Transport (cpc_tr)
 -  Candidate countries and potential candidates: transport (cpc_transp)
-  Environment and energy (cpc_en)
 -  Candidate countries and potential candidates: climate change and waste (cpc_enclimwa)
 -  Candidate countries and potential candidates: energy (cpc_energy)
-  Science, technology, digital society (cpc_sc)
 -  Candidate countries and potential candidates: science and technology (cpc_scienc)
 -  Candidate countries and potential candidates: digital economy and society (cpc_inisoc)
-  Eastern european neighbourhood policy countries (ENP-East) (enpr)
 -  Economy and finance (enpr_ec)
 -  ENP countries: main economic indicators (enpr_ecmain)
 -  ENP countries: GDP and main aggregates (enpr_ecnagdp)
 -  ENP countries: annual national accounts -breakdown by branches (enpr_ecnabrck)
 -  ENP countries: annual national accounts -breakdown of final consumption expenditure (enpr_ecnacoi)
 -  ENP countries: government statistics (enpr_ecgov)
 -  ENP countries: exchange rates and interest rates (enpr_ecexint)
 -  ENP countries: monetary and other financial statistics (enpr_ecmny)
 -  ENP countries: prices (enpr_ecprice)
 -  ENP countries: balance of payments (enpr_ecbop)
 -  Population and social conditions (enpr_ps)
 -  ENP countries: population - demography (enpr_psdemo)
 -  ENP countries: education (enpr_pseduc)
 -  ENP countries: labour market (enpr_pslm)
 -  ENP countries: living conditions (enpr_psilc)
 -  Industry, trade and services (enpr_in)
 -  ENP countries: short-term business statistics (enpr_insts)
 -  ENP countries: tourism (enpr_intour)
 -  Agriculture, forestry and fisheries (enpr_ag)
 -  ENP countries: agricultural (enpr_agmain)

-  ENP countries: forestry statistics (enpr_agfor)
 -  ENP countries: fisheries (enpr_agfish)
- International trade (enpr_et)
 -  ENP countries: international trade - main indicators (enpr_etmain)
 -  ENP countries: trading partners - flows (enpr_etflow)
 -  ENP countries: trading partners - balance (enpr_etbal)
 -  ENP countries: trade by commodity (SITC) (enpr_etsitc)
 -  ENP countries: terms of trade (enpr_ettot)
- Transport (enpr_tr)
 -  ENP countries: transport (enpr_transp)
- Energy (enpr_en)
 -  ENP countries: energy (enpr_energy)
- Science, technology, digital society (enpr_sc)
 -  ENP countries: science and technology (enpr_scienc)
 -  ENP countries: digital economy and society (enpr_inisoc)
- Economy and finance (economy)
 - National accounts (ESA 2010) (na10)
 - Annual national accounts (nama10)
 - Main GDP aggregates (nama_10_ma)
 -  GDP and main components (output, expenditure and income) (nama_10_gdp)
 -  Final consumption aggregates by durability (nama_10_fcs)
 -  Exports and imports by Member States of the EU/third countries (nama_10_exi)
 - Auxiliary indicators (population, GDP per capita and productivity) (nama_10_aux)
 -  Main GDP aggregates per capita (nama_10_pc)
 -  GNI (gross national income) per capita in PPS (nama_10_pp)
 -  Population and employment (nama_10_pe)
 -  Labour productivity and unit labour costs (nama_10_lp_ulc)
 - Basic breakdowns of main GDP aggregates and employment (by industry and by assets) (nama_10_bbr)
 -  Gross value added and income by A*10 industry breakdowns (nama_10_a10)
 -  Gross fixed capital formation by AN_F6 asset type (nama_10_an6)
 -  Employment by A*10 industry breakdowns (nama_10_a10_e)
 - Detailed breakdowns of main GDP aggregates (by industry and consumption purpose) (nama_10_dbr)
 -  National accounts aggregates by industry (up to NACE A*64) (nama_10_a64)
 -  Gross capital formation by industry (up to NACE A*64) (nama_10_a64_p5)
 -  National accounts employment data by industry (up to NACE A*64) (nama_10_a64_e)
 -  Final consumption expenditure of households by consumption purpose (COICOP 3 digit) (nama_10_co3_p3)
 - Breakdowns of non-financial assets by type, industry and sector (nama_10_nfa)
 -  Cross-classification of fixed assets by industry and by asset (stocks) (nama_10_nfa_st)
 -  Cross-classification of gross fixed capital formation by industry and by asset (flows) (nama_10_nfa_fl)
 -  Balance sheets for non-financial assets (nama_10_nfa_bs)
 - Regional economic accounts (nama_10reg)
 - Gross domestic product indicators (nama_10r_gdp)
 -  Gross domestic product (GDP) at current market prices by NUTS 2 regions (nama_10r_2gdp)
 -  Gross domestic product (GDP) at current market prices by NUTS 3 regions (nama_10r_3gdp)
 -  Real growth rate of regional gross value added (GVA) at basic prices by NUTS 2 regions - percentage change on previ(...) (nama_10r_2gvagr)




























































-  Average annual population to calculate regional GDP data (thousand persons) by NUTS 3 regions (nama_10r_3popgdp)
-  Branch and Household accounts (nama_10r_brch)
 -  Gross value added at basic prices by NUTS 3 regions (nama_10r_3gva)
 -  Gross fixed capital formation by NUTS 2 regions (nama_10r_2gfcf)
 -  Compensation of employees by NUTS 2 regions (nama_10r_2coe)
 -  Employment (thousand persons) by NUTS 3 regions (nama_10r_3empers)
 -  Employment (thousand hours worked) by NUTS 2 regions (nama_10r_2emhrw)
 -  Income of households by NUTS 2 regions (nama_10r_2hhinc)
-  Quarterly national accounts (namq_10)
 -  Main GDP aggregates (namq_10_ma)
 -  GDP and main components (output, expenditure and income) (namq_10_gdp)
 -  Final consumption aggregates (namq_10_fcs)
 -  Exports and imports by Member States of the EU/third countries (namq_10_exi)
 -  Auxiliary indicators (population, GDP per capita and productivity) (namq_10_aux)
 -  Population and employment (namq_10_pe)
 -  Main GDP aggregates per capita (namq_10_pc)
 -  Labour productivity and unit labour costs (namq_10_lp_ulc)
 -  Basic breakdowns of main GDP aggregates and employment (by industry and assets) (namq_10_bbr)
 -  Gross value added and income A*10 industry breakdowns (namq_10_a10)
 -  Gross fixed capital formation with AN_F6 asset breakdowns (namq_10_an6)
 -  Employment A*10 industry breakdowns (namq_10_a10_e)
-  Supply, use and Input-output tables (naio_10)
 -  Supply, use and input-output tables - ESA 2010 - current prices (naio_10_cp)
 -  Supply table at basic prices incl. transformation into purchasers' prices (naio_10_cp15)
 -  Use table at purchasers' prices (naio_10_cp16)
 -  Use table at basic prices (naio_10_cp1610)
 -  Table of trade and transport margins (naio_10_cp1620)
 -  Table of taxes less subsidies on product (naio_10_cp1630)
 -  Symmetric input-output table at basic prices (product by product) (naio_10_cp1700)
 -  Symmetric input-output table at basic prices (industry by industry) (naio_10_cp1750)
 -  Supply, use and input-output tables - ESA 2010 - current prices - A*10 industry breakdowns (naio_10_cpa10)
 -  Supply table at basic prices incl. transformation into purchasers' prices - A*10 industry breakdowns (naio_10_cp15a10)
 -  Use table at basic prices - A*10 industry breakdowns (naio_10_cp1610a10)
-  Supply, use and input-output tables - European system of accounts ESA 2010 - previous year's prices (naio_10_pyp)
 -  Supply table at basic prices incl. transformation into purchasers' prices (previous years prices) (naio_10_pyp15)
 -  Use table at purchasers' prices (previous years prices) (naio_10_pyp16)
 -  Use table at basic prices (previous years prices) (naio_10_pyp1610)
 -  Table of trade and transport margins (previous years prices) (naio_10_pyp1620)
 -  Table of taxes less subsidies on products (previous years prices) (naio_10_pyp1630)
 -  Symmetric input-output table at basic prices (product by product) (previous years prices) (naio_10_pyp1700)
 -  Symmetric input-output table at basic prices (industry by industry) (previous years prices) (naio_10_pyp1750)
-  Input-output coefficients - European system of accounts ESA 2010 (naio_10_co)
 -  Input coefficients (naio_10_coin)

-  Output multipliers (naio_10_coout)
-  Annual sector accounts (ESA 2010) (nasa_10)
 -  Key indicators (nasa_10_ki)
 -  Non-financial transactions (nasa_10_nf_tr)
 -  Financial flows and stocks (nasa_10_f)
 -  Financial balance sheets (nasa_10_f_bs)
 -  Financial transactions (nasa_10_f_tr)
 -  Revaluation account (nasa_10_f_gl)
 -  Other changes in volume (nasa_10_f_oc)
 -  Financial accounts: counterpart information (nasa_10_f_cp)
 -  Pensions in national accounts (nasa_10_pens)
 -  Accrued-to-date pension entitlements in social insurance (nasa_10_pens1)
 -  Sensitivity analysis of accrued-to-date pension entitlements in general government pension schemes outside of core (...) (nasa_10_pens2)
-  Quarterly sector accounts (ESA 2010) (nasq_10)
 -  Key indicators (nasq_10_ki)
 -  Non-financial transactions (nasq_10_nf_tr)
 -  Financial flows and stocks (nasq_10_f)
 -  Financial balance sheets (nasq_10_f_bs)
 -  Financial transactions (nasq_10_f_tr)
 -  Revaluation account (nasq_10_f_gl)
 -  Other changes in volume (nasq_10_f_oc)
-  National accounts - international data cooperation (naid_10)
 -  Annual national accounts (naida_10)
 -  GDP and main aggregates - selected international annual data (naida_10_gdp)
 -  Gross value added by A*10 industry - selected international annual data (naida_10_a10)
 -  Employment and population - selected international annual data (naida_10_pe)
 -  Quarterly national accounts (naidq_10)
 -  GDP and main aggregates - selected international quarterly data (naidq_10_gdp)
 -  Gross value added by A*10 industry - selected international quarterly data (naidq_10_a10)
 -  Employment and population - selected international quarterly data (naidq_10_pe)
-  Government statistics (gov)
 -  Government finance statistics (EDP and ESA 2010) (gov_gfs10)
 -  Annual government finance statistics (gov_10a)
 -  Government revenue, expenditure and main aggregates (gov_10a_main)
 -  General government expenditure by function (COFOG) (gov_10a_exp)
 -  Main national accounts tax aggregates (gov_10a_taxag)
 -  Annual financial accounts for general government (gov_10a_ggfa)
 -  Government deficit and debt (gov_10dd)
 -  Government deficit/surplus, debt and associated data (gov_10dd_edpt1)
 -  Transition from the working balance to the deficit/surplus (gov_10dd_edpt2)
 -  Transition from the deficit/surplus to the change in debt (gov_10dd_edpt3)
 -  Structure of government debt (gov_10dd_sgd)
 -  Central government debt (gov_10dd_cgpd)
 -  General government debt (gov_10dd_ggd)
 -  State government debt (gov_10dd_slgd)
 -  Local government debt (gov_10dd_logd)
 -  Social security funds debt (gov_10dd_ssfdd)
 -  Debt by currency of issue (gov_10dd_dcur)
 -  Guarantees (contingent liabilities) (gov_10dd_guar)

-  Apparent cost of general government gross debt (gov_10dd_acd)
 -  Market value of general government gross debt (gov_10dd_mggd)
 -  Average remaining maturity of general government gross debt (gov_10dd_rmd)
 - Quarterly government finance statistics (gov_10q)
 -  Quarterly non-financial accounts for general government (gov_10q_ggnfa)
 -  Quarterly financial accounts for general government (gov_10q_ggfa)
 -  Quarterly government debt (gov_10q_ggdebt)
 - Government contingent liabilities and potential obligations (gov_cl)
 -  Government guarantees (gov_cl_guar)
 -  Liabilities related to private-public partnerships (PPPs) recorded off-balance sheet of government (gov_cl_ppp)
 -  Liabilities of government controlled entities classified outside general government (gov_cl_liab)
 -  Non-performing loans of government (gov_cl_npl)
- Exchange rates (ert)
 - Bilateral exchange rates (ert_bil)
 - Euro/ECU exchange rates (ert_bil_eur)
 -  Euro/ECU exchange rates - annual data (ert_bil_eur_a)
 -  Euro/ECU exchange rates - quarterly data (ert_bil_eur_q)
 -  Euro/ECU exchange rates - monthly data (ert_bil_eur_m)
 -  Euro/ECU exchange rates - daily data (ert_bil_eur_d)
 - Conversion factors for euro fixed series into euro/ECU (ert_bil_conv)
 -  Conversion factors for euro fixed series into euro/ECU - annual data (ert_bil_conv_a)
 -  Conversion factors for euro fixed series into euro/ECU - quarterly data (ert_bil_conv_q)
 -  Conversion factors for euro fixed series into euro/ECU - monthly data (ert_bil_conv_m)
 - Effective exchange rate indices (ert_eff)
 -  Industrial countries' effective exchange rates - annual data (ert_eff_ic_a)
 -  Industrial countries' effective exchange rates - quarterly data (ert_eff_ic_q)
 -  Industrial countries' effective exchange rates - monthly data (ert_eff_ic_m)
 - Exchange rates - historical data (ert_h)
 -  Former euro area national currencies vs. euro/ECU - annual data (ert_h_eur_a)
 -  Former euro area national currencies vs. euro/ECU - quarterly data (ert_h_eur_q)
 -  Former euro area national currencies vs. euro/ECU - monthly data (ert_h_eur_m)
 -  Former euro area national currencies vs. euro/ECU - daily data (ert_h_eur_d)
- Interest rates (irt)
 - Euro yield curves (irt_euryld)
 -  Euro yield curves - annual data (irt_euryld_a)
 -  Euro yield curves - quarterly data (irt_euryld_q)
 -  Euro yield curves - monthly data (irt_euryld_m)
 -  Euro yield curves - daily data (irt_euryld_d)
 - Long-term interest rates (irt_lt)
 - Maastricht criterion interest rates (irt_lt_mcby)
 -  EMU convergence criterion series - annual data (irt_lt_mcby_a)
 -  EMU convergence criterion series - quarterly data (irt_lt_mcby_q)
 -  EMU convergence criterion series - monthly data (irt_lt_mcby_m)
 -  EMU convergence criterion series - daily data (irt_lt_mcby_d)
 - Government bond yields - 10 years' maturity (irt_lt_gby10)
 -  Government bond yields, 10 years' maturity - annual data (irt_lt_gby10_a)
 -  Government bond yields, 10 years' maturity - monthly data (irt_lt_gby10_m)
 - Short-term interest rates (irt_st)
 -  Money market interest rates - annual data (irt_st_a)
































































-   ZIP Money market interest rates - quarterly data (irt_st_q)
-   ZIP Money market interest rates - monthly data (irt_st_m)
-  Interest rates - historical data (irt_h)
 -  Euro yield curves (irt_h_euryld)
 -   ZIP Euro yield curves - annual data (irt_h_euryld_a)
 -   ZIP Euro yield curves - quarterly data (irt_h_euryld_q)
 -   ZIP Euro yield curves - monthly data (irt_h_euryld_m)
 -   ZIP Euro yield curves - daily data (irt_h_euryld_d)
 -   ZIP Euro yields - coefficients - daily data (irt_h_eurcoe_d)
 -  Central government bond yields (irt_h_cgby)
 -   ZIP Central government bond yields - annual data (irt_h_cgby_a)
 -   ZIP Central government bond yields - quarterly data (irt_h_cgby_q)
 -   ZIP Central government bond yields - monthly data (irt_h_cgby_m)
 -  Day-to-day rates for euro area countries (irt_h_ddmr)
 -   ZIP Day-to-day rates for euro area countries - annual data (irt_h_ddmr_a)
 -   ZIP Day-to-day rates for euro area countries - quarterly data (irt_h_ddmr_q)
 -   ZIP Day-to-day rates for euro area countries - monthly data (irt_h_ddmr_m)
 -  3-month rates for euro area countries (irt_h_mr3)
 -   ZIP 3-month rates for euro area countries - annual data (irt_h_mr3_a)
 -   ZIP 3-month rates for euro area countries - quarterly data (irt_h_mr3_q)
 -   ZIP 3-month rates for euro area countries - monthly data (irt_h_mr3_m)
-  Prices (prc)
 -  Harmonised index of consumer prices (HICP) (prc_hicp)
 -   ZIP HICP (2015 = 100) - monthly data (index) (prc_hicp_midx)
 -   ZIP HICP (2015 = 100) - monthly data (annual rate of change) (prc_hicp_manr)
 -   ZIP HICP (2015 = 100) - monthly data (monthly rate of change) (prc_hicp_mmor)
 -   ZIP HICP (2015 = 100) - monthly data (12-month average rate of change) (prc_hicp_mv12r)
 -   ZIP HICP (2015 = 100) - annual data (average index and rate of change) (prc_hicp_aind)
 -   ZIP Contributions to euro area annual inflation (in percentage points) (prc_hicp_ctrb)
 -   ZIP HICP - country weights (prc_hicp_cow)
 -   ZIP HICP - item weights (prc_hicp_inw)
 -   ZIP HICP - administered Prices (composition) (prc_hicp_apc)
 -   ZIP First published data (prc_hicp_fp)
 -  HICP at constant tax rates (prc_hicp_ct)
 -   ZIP HICP at constant taxes - monthly data (index) (prc_hicp_cind)
 -   ZIP HICP at constant taxes - monthly data (annual rate of change) (prc_hicp_cann)
 -   ZIP HICP at constant taxes - monthly data (monthly rate of change) (prc_hicp_cmon)
 -   ZIP G20 CPI all-items - Group of Twenty - Consumer price index (prc_ipc_g20)
 -   ZIP Food price monitoring tool (prc_fsc_idx)
 -  Detailed average prices (prc_dap)
 -   ZIP Detailed average prices - 2015 (prc_dap15)
 -   ZIP Detailed average prices - 2014 (prc_dap14)
 -   ZIP Detailed average prices - 2013 (prc_dap13)
 -   ZIP Detailed average prices - 2012 (prc_dap12)
 -  Housing price and sales statistics (prc_hpi)
 -  House price and sales index (prc_hpi_inx)
 -   ZIP House price index (2015 = 100) - annual data (prc_hpi_a)
 -   ZIP House price index (2015 = 100) - quarterly data (prc_hpi_q)
 -   ZIP House price index - Item weights (prc_hpi_inw)
 -   ZIP House sales index of number of transactions (2015=100) - annual data (prc_hpi_hsna)































-   ZIP House sales index of number of transactions (2015=100) - quarterly data (prc_hpi_hsnq)
-   ZIP House sales index of value of transactions (2015=100) - annual data (prc_hpi_hsva)
-   ZIP House sales index of value of transactions (2015=100) - quarterly data (prc_hpi_hsvq)
-  Owner occupied housing price index (prc_hpi_oo)
 -   ZIP Owner-occupied housing price index (2015=100) - annual data (prc_hpi_ooa)
 -   ZIP Owner-occupied housing price index (2015=100) - quarterly data (prc_hpi_ooq)
 -   ZIP Owner-occupied housing price index - item weights (prc_hpi_ooinw)
-  Purchasing power parities (prc_ppp)
 -   ZIP Purchasing power parities (PPPs), price level indices and real expenditures for ESA 2010 aggregates (prc_ppp_ind)
 -   ZIP Convergence indicators (prc_ppp_conv)
-  Correction coefficients (prc_colc)
 -   ZIP Correction coefficients in the European Union (Countries) - index (Belgium = 100) (prc_colc_nat)
 -   ZIP Correction coefficients in the European Union (Duty stations) - index (Brussels = 100) (prc_colc_tot)
 -   ZIP Correction coefficients outside the European Union (Duty stations) - index (Brussels = 100) (prc_colc_ext)
 -   ZIP Purchasing Power Parities in the European Union (Countries) - index (Belgium = 1) (prc_colc_pppnat)
 -   ZIP Purchasing Power Parities in the European Union (Duty stations) - index (Brussels = 1) (prc_colc_ppptot)
 -   ZIP Correction coefficients outside the European Union (Duty stations) - index (Brussels = 100) (Monthly data) (prc_colc_extm)
 -   ZIP Purchasing Power Parities outside the European Union (Duty stations) - index (Brussels = 1) (Monthly data) (prc_colc_ppsm)
-  Remuneration of civil servants - key indicators (Art. 65) (prc_rem)
 -   ZIP Remuneration of national civil servants in central public administration (prc_rem_cs)
 -   ZIP Number of national civil servants in central public administration (prc_rem_nr)
 -   ZIP Joint Index (prc_rem_idx)
-  Balance of payments - International transactions (bop)
 -  International trade in services, geographical breakdown - Historical data (bop_its)
 -   ZIP International trade in services (2004-2013) (bop_its_det)
 -   ZIP International trade in services (1985-2003) (bop_its_deth)
 -   ZIP International trade in services - market integration indicators (1992-2013) (bop_its_str)
 -   ZIP Total services, detailed geographical breakdown by EU Member States (2002-2012) (bop_its_tot)
 -  European Union direct investments (bop_fdi)
 -   ZIP EU direct investment positions, breakdown by country and economic activity (NACE Rev. 2) (bop_fdi_pos_r2)
 -   ZIP EU direct investment flows, breakdown by partner country and economic activity (NACE Rev. 2) (bop_fdi_flow_r2)
 -   ZIP EU direct investment income, breakdown by partner country and economic activity (NACE Rev. 2) (bop_fdi_inc_r2)
-  Balance of payments - International transactions (BPM6) (bop_6)
 -   ZIP Personal transfers and compensation of employees (bop_rem6)
 -  Balance of payments statistics and international investment positions (BPM6) (bop_q6)
 -   ZIP European Union and euro area balance of payments - monthly data (BPM6) (bop_eu6_m)
 -   ZIP European Union and euro area balance of payments - quarterly data (BPM6) (bop_eu6_q)
 -   ZIP Balance of payments by country - monthly data (BPM6) (bop_c6_m)
 -   ZIP Balance of payments by country - quarterly data (BPM6) (bop_c6_q)

-   Balance of payments by country - annual data (BPM6) (bop_c6_a)
-   International investment position - quarterly and annual data (BPM6) (bop_iip6_q)
-   Main Balance of Payments and International Investment Position items as share of GDP (BPM6) (bop_gdp6_q)
-   Export market shares (BPM6) (bop_exms6_q)
-  International trade in services, geographical breakdown (BPM6) (bop_its6)
 -   International trade in services (since 2010) (BPM6) (bop_its6_det)
 -   Total services, detailed geographical breakdown by EU Member States (since 2010) (BPM6) (bop_its6_tot)
-  European Union direct investments (BPM6) (bop_fdi6)
 -   EU direct investment positions, breakdown by country and economic activity (BPM6) (bop_fdi6_pos)
 -   EU direct investment income, breakdown by partner country and economic activity (BPM6) (bop_fdi6_inc)
 -   EU direct investment flows, breakdown by partner country and economic activity (BPM6) (bop_fdi6_flow)
 -   EU direct investment positions, flows and income, breakdown by partner countries (BPM6) (bop_fdi6_geo)
 -   EU direct investments indicators in % of GDP, impact indicators and rate of return on direct investment (BPM6) (bop_fdi6_ind)
-  Balance of payments of the EU institutions (BPM6) (bop_euins6)
 -   Balance of payments of the EU institutions - annual data (BPM6) (bop_euins6_a)
 -   Balance of payments of the EU institutions - quarterly data (BPM6) (bop_euins6_q)
 -   Balance of payments of the EU institutions - monthly data (BPM6) (bop_euins6_m)
 -   International investment position of the EU institutions (BPM6) (bop_euins6_iip)
-  Population and social conditions (popul)
 -  Demography and migration (demo)
 -   Population change - Demographic balance and crude rates at national level (demo_gind)
 -   Population change - Demographic balance and crude rates at regional level (NUTS 3) (demo_r_gind3)
 -  Population (demo_pop)
 -   Population on 1 January by age and sex (demo_pjan)
 -   Population on 1 January by age group and sex (demo_pjangroup)
 -   Population on 1 January by broad age group and sex (demo_pjanbroad)
 -   Population on 1 January by age, sex and educational attainment level (demo_pjanedu)
 -   Population on 1 January by age, sex and legal marital status (demo_pjanmarsta)
 -   Population on 1 January by age, sex and broad group of citizenship (migr_pop2ctz)
 -   Population on 1 January by age group, sex and citizenship (migr_pop1ctz)
 -   Population on 1 January by age group, sex and country of birth (migr_pop3ctb)
 -   Population on 1 January by age, sex and broad group of country of birth (migr_pop4ctb)
 -   Population on 1 January by sex, citizenship and broad group of country of birth (migr_pop5ctz)
 -   Population on 1 January by sex, country of birth and broad group of citizenship (migr_pop6ctb)
 -   Population on 1 January by age group, sex and level of human development of the country of citizenship (migr_pop7ctz)
 -   Population on 1 January by age group, sex and level of human development of the country of birth (migr_pop8ctb)
 -   EU and EFTA citizens who are usual residents in another EU/EFTA country as of 1 January (migr_pop9ctz)
 -   Usually resident population on 1 January (demo_urespop)
 -   Population: Structure indicators (demo_pjanind)
































-  Regional data (demopreg)
 -  Population on 1 January by age, sex and NUTS 2 region (demo_r_d2jan)
 -  Population on 1 January by age group, sex and NUTS 2 region (demo_r_pjangroup)
 -  Population on 1 January by age group, sex and NUTS 3 region (demo_r_pjangrp3)
 -  Population on 1 January by broad age group, sex and NUTS 3 region (demo_r_pjanaggr3)
 -  Population: Structure indicators by NUTS 2 region (demo_r_pjanind2)
 -  Population: Structure indicators by NUTS 3 region (demo_r_pjanind3)
 -  Area by NUTS 3 region (demo_r_d3area)
 -  Population density by NUTS 3 region (demo_r_d3dens)
-  Fertility (demo_fer)
 -  Live births (total) by month (demo_fmonth)
 -  Live births by mother's age and newborn's sex (demo_fasec)
 -  Live births by mother's age and birth order (demo_fordagec)
 -  Live births by mother's year of birth (age reached) and birth order (demo_fordager)
 -  Live births by mother's age and legal marital status (demo_fagec)
 -  Live births by mother's year of birth (age reached) and legal marital status (demo_fager)
 -  Live births by mother's age and educational attainment level (demo_faeduc)
 -  Live births by mother's age and activity status (demo_faemplc)
 -  Live births by mother's age and citizenship (demo_faczc)
 -  Live births by mother's age and country of birth (demo_facbc)
 -  Live births by birth weight and duration of gestation (demo_fweight)
 -  Legally induced abortions by mother's age (demo_fabort)
 -  Legally induced abortions by mother's age and number of previous live births (demo_fabortord)
 -  Abortion indicators (demo_fabortind)
 -  Fertility indicators (demo_find)
 -  Fertility rates by age (demo_frate)
-  Regional data (demofreg)
 -  Live births (total) by NUTS 3 region (demo_r_births)
 -  Live births by age group of the mothers and NUTS 3 region (demo_r_fagec3)
 -  Live births by mother's age and NUTS 2 region (demo_r_fagec)
 -  Fertility rates by age and NUTS 2 region (demo_r_frate2)
 -  Fertility indicators by NUTS 2 region (demo_r_find2)
 -  Fertility indicators by NUTS 3 region (demo_r_find3)
-  Mortality (demo_mor)
 -  Deaths (total) by month (demo_mmonth)
 -  Deaths by age and sex (demo_magec)
 -  Deaths by year of birth (age reached) and sex (demo_mager)
 -  Deaths by age, sex and educational attainment level (demo_maeduc)
 -  Deaths by age, sex and legal marital status (demo_marstac)
 -  Deaths by age, sex and citizenship (demo_maczc)
 -  Deaths by age, sex and country of birth (demo_macbc)
 -  Infant mortality (demo_minf)
 -  Infant mortality by age and sex (demo_minfs)
 -  Infant mortality rates (demo_minfind)
 -  Infant mortality by mother's educational attainment level (ISCED11f) and father's educational attainment level (ISCED11) (demo_minfedu)
 -  Late foetal deaths by mother's age (demo_mfoet)
 -  Life table (demo_mlifetable)
 -  Life expectancy by age and sex (demo_mlexpec)
 -  Life expectancy by age, sex and educational attainment level (demo_mlexpecedu)








































-  Weekly deaths – special data collection (demomwk)
 -  Deaths by week and sex (demo_r_mwk_ts)
 -  Deaths by week, sex and 20-year age group (demo_r_mwk_20)
 -  Deaths by week, sex and 10-year age group (demo_r_mwk_10)
 -  Deaths by week, sex and 5-year age group (demo_r_mwk_05)
 -  Deaths by week, sex and NUTS 2 region (demo_r_mwk2_ts)
 -  Deaths by week, sex, 20-year age group and NUTS 2 region (demo_r_mwk2_20)
 -  Deaths by week, sex, 10-year age group and NUTS 2 region (demo_r_mwk2_10)
 -  Deaths by week, sex, 5-year age group and NUTS 2 region (demo_r_mwk2_05)
 -  Deaths by week and NUTS 3 region (demo_r_mwk3_t)
 -  Deaths by week, sex and NUTS 3 region (demo_r_mwk3_ts)
 -  Deaths by week, sex, 20-year age group and NUTS 3 region (demo_r_mwk3_20)
 -  Deaths by week, sex, 10-year age group and NUTS 3 region (demo_r_mwk3_10)
 -  Deaths by week, sex, 5-year age group and NUTS 3 region (demo_r_mweek3)
-  Regional data (demomreg)
 -  Deaths (total) by NUTS 3 region (demo_r_deaths)
 -  Deaths by age group, sex and NUTS 3 region (demo_r_magec3)
 -  Deaths by age, sex and NUTS 2 region (demo_r_magec)
 -  Infant mortality by NUTS 2 region (demo_r_minf)
 -  Infant mortality rates by NUTS 2 region (demo_r_minfind)
 -  Life table by NUTS 2 region (demo_r_mlife)
 -  Life expectancy by age, sex and NUTS 2 region (demo_r_mlifexp)
-  Immigration (migr_immi)
 -  Immigration by age and sex (migr_imm8)
 -  Immigration by age group, sex and citizenship (migr_imm1ctz)
 -  Immigration by age group, sex and country of birth (migr_imm3ctb)
 -  Immigration by age, sex and broad group of citizenship (migr_imm2ctz)
 -  Immigration by age, sex and broad group of country of birth (migr_imm4ctb)
 -  Immigration by sex, citizenship and broad group of country of birth (migr_imm6ctz)
 -  Immigration by sex, country of birth and broad group of citizenship (migr_imm7ctb)
 -  Immigration by age group, sex and country of previous residence (migr_imm5prv)
 -  Immigration by age group, sex and level of human development of the country of citizenship (migr_imm9ctz)
 -  Immigration by age group, sex and level of human development of the country of birth (migr_imm10ctb)
 -  Immigration by age group, sex and level of human development of the country of previous residence (migr_imm11prv)
 -  Immigration by broad group of country of previous residence (migr_imm12prv)
-  Emigration (migr_emi)
 -  Emigration by age and sex (migr_emi2)
 -  Emigration by age group, sex and citizenship (migr_emi1ctz)
 -  Emigration by age group, sex and country of birth (migr_emi4ctb)
 -  Emigration by age group, sex and country of next usual residence (migr_emi3nxt)
 -  Emigration by broad group of country of next usual residence (migr_emi5nxt)
-  Acquisition and loss of citizenship (migr_acqn)
 -  Residents who acquired citizenship as a share of resident non-citizens by former citizenship and sex (migr_acqs)
 -  Acquisition of citizenship by age group, sex and former citizenship (migr_acq)
 -  Acquisition of citizenship by age group, sex and level of human development of former citizenship (migr_acq1ctz)








































-   Loss of citizenship by sex and new citizenship (migr_lct)
-  Marriages and divorces (demo_nup)
 -   Marriage indicators (demo_nind)
 -   Marriages by sex and previous marital status (demo_nmsta)
 -   Marriages by previous legal union status of bride (MARSTA2) and groom (MARSTA) (demo_nmsta2)
 -   First-time marrying persons by age and sex (demo_nsinagec)
 -   First marriage rates by age and sex (demo_nsinrt)
 -   Marriages by citizenship of bride (CITIZEN) and groom (PARTNER) (demo_marcz)
 -   Marriages by country of birth of bride (C_BIRTH) and groom (PARTNER) (demo_marcb)
 -   Divorce indicators (demo_ndivind)
 -   Divorces by duration of marriage (reached during the year) (demo_ndivdur)
 -   Divorces by citizenship of wife (CITIZEN) and husband (PARTNER) (demo_divcz)
 -   Divorces by country of birth of wife (C_BIRTH) and husband (PARTNER) (demo_divcb)
-  Asylum and managed migration (migr)
 -  Asylum and Dublin statistics (migr_asy)
 -  Applications (migr_asyapp)
 -   Asylum and first time asylum applicants by citizenship, age and sex - annual aggregated data (rounded) (migr_asyappctza)
 -   Asylum and first time asylum applicants by citizenship, age and sex - monthly data (rounded) (migr_asyappctzm)
 -   Persons subject of asylum applications pending at the end of the month by citizenship, age and sex - monthly data (...) (migr_asyopenctzm)
 -   Asylum applications withdrawn by citizenship, age and sex - annual aggregated data (rounded) (migr_asywitha)
 -   Asylum applications withdrawn by citizenship, age and sex - monthly data (rounded) (migr_asywithm)
 -   Asylum applicants considered to be unaccompanied minors by citizenship, age and sex - annual data (rounded) (migr_asyunaa)
 -  Applications – historical data (migr_asyapp_h)
 -   Asylum applicants by citizenship till 2007 - annual data (rounded) (migr_asyctz)
 -   First time asylum applicants by citizenship till December 2007 - monthly data (rounded) (migr_asyctzm)
 -  Decisions on applications and resettlement (migr_asydec)
 -   First instance decisions on applications by citizenship, age and sex - annual aggregated data (rounded) (migr_asydcfsta)
 -   First instance decisions on applications by citizenship, age and sex - quarterly data (rounded) (migr_asydcfstq)
 -   Decisions withdrawing status granted at first instance decision by type of status withdrawn and by citizenship - an(...) (migr_asywifsta)
 -   Decisions withdrawing status granted at first instance decision by type of status withdrawn and by citizenship - qu(...) (migr_asywifstq)
 -   Final decisions in appeal or review on applications by citizenship, age and sex - annual data (rounded) (migr_asydcfina)
 -   Decisions withdrawing status granted as final decision in appeal or review by type of status withdrawn - annual dat(...) (migr_asywifina)
 -   Resettled persons by age, sex and citizenship - annual data (rounded) (migr_asyresa)
 -  Decisions on applications and resettlement – historical data (migr_asydec_h)
 -   Decisions on asylum applications by citizenship till 2007 - annual data (rounded) (migr_asydctzy)






































-  Decisions on asylum applications by citizenship till December 2007 - monthly data (rounded) (migr_asydctzm)
-  'Dublin' statistics (migr_dub)
 -  'Dublin' requests (migr_dubreq)
 -  Incoming 'Dublin' requests by submitting country (PARTNER), type of request and legal provision (migr_dubri)
 -  Outgoing 'Dublin' requests by receiving country (PARTNER), type of request and legal provision (migr_dubro)
 -  Incoming 'Dublin' requests based on EURODAC by submitting country (PARTNER), type of request and legal provision (migr_dubredaci)
 -  Outgoing 'Dublin' requests based on EURODAC by receiving country (PARTNER), type of request and legal provision (migr_dubredaco)
 -  Pending 'Dublin' incoming requests by submitting country (PARTNER) and type of request (migr_dubrpeni)
 -  Pending 'Dublin' outgoing requests by receiving country (PARTNER) and type of request (migr_dubrpeno)
 -  Incoming 'Dublin' requests for information by submitting country (PARTNER) and legal provision (migr_dubrinfo)
 -  Outgoing 'Dublin' requests for information by receiving country (PARTNER) and legal provision (migr_dubrinfo)
 -  Incoming responses to 'Dublin' requests for information by submitting country (PARTNER), legal provision and durati(...) (migr_dubresi)
 -  Outgoing responses to 'Dublin' requests for information by receiving country (PARTNER), legal provision and duratio(...) (migr_dubreso)
 -  Decisions on 'Dublin' requests (migr_dubdec)
 -  Unilateral 'Dublin' decisions by partner country and type of decision (migr_dubduni)
 -  Decisions on incoming 'Dublin' requests by submitting country (PARTNER), type of decision, type of request and lega(...) (migr_dubdi)
 -  Decisions on outgoing 'Dublin' requests by receiving country (PARTNER), type of decision, type of request and legal(...) (migr_dubdo)
 -  Decisions on Incoming 'Dublin' requests based on EURODAC by submitting country (PARTNER) and type of request (migr_dubdedaci)
 -  Decisions on outgoing 'Dublin' requests based on EURODAC by receiving country (PARTNER) and type of request (migr_dubdedaco)
 -  Transfers (migr_dubtransf)
 -  Incoming 'Dublin' transfers by submitting country (PARTNER), legal provision and duration of transfer (migr_dubti)
 -  Outgoing 'Dublin' transfers by receiving country (PARTNER), legal provision and duration of transfer (migr_dubto)
 -  Pending incoming 'Dublin' transfers by submitting country (PARTNER) (migr_dubtpeni)
 -  Pending outgoing 'Dublin' transfers by receiving country (PARTNER) (migr_dubtpeno)
-  Enforcement of Immigration Legislation (migr_eil)
 -  Third country nationals refused entry at the external borders - annual data (rounded) (migr_eirfs)
 -  Third country nationals found to be illegally present - annual data (rounded) (migr_eipre)
 -  Third country nationals ordered to leave - annual data (rounded) (migr_eiord)
 -  Third country nationals ordered to leave by citizenship, age and sex - quarterly data (rounded) (migr_eiord1)
 -  Third country nationals returned following an order to leave - annual data (rounded) (migr_eirtn)
 -  Third country nationals returned following an order to leave by citizenship age and sex - quarterly data (rounded) (migr_eirtn1)















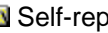
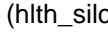












-   ZIP Third-country nationals who have left the territory by type of return and citizenship (migr_eirt_vol)
-   ZIP Third-country nationals who have left the territory by type of assistance received and citizenship (migr_eirt_ass)
-   ZIP Third-country nationals who have left the territory to a third country by type of agreement procedure and citizenship (migr_eirt_agr)
-   ZIP Third-country nationals who have left the territory to a third country by destination country and citizenship (migr_eirt_des)
-  Residence permits (migr_res)
 -  Residence permits by reason, length of validity and citizenship (migr_resval)
 -   ZIP First permits by reason, length of validity and citizenship (migr_resfirst)
 -   ZIP First permits issued for family reasons by reason, length of validity and citizenship (migr_resfam)
 -   ZIP First permits issued for education reasons by reason, length of validity and citizenship (migr_resedu)
 -   ZIP First permits issued for remunerated activities by reason, length of validity and citizenship (migr_resocc)
 -   ZIP First permits issued for other reasons by reason, length of validity and citizenship (migr_resoth)
 -   ZIP Change of immigration status permits by reason and citizenship (migr_reschange)
 -   ZIP All valid permits by reason, length of validity and citizenship on 31 December of each year (migr_resvalid)
 -   ZIP Long-term residents by citizenship on 31 December of each year (migr_reslong)
 -   ZIP Single Permits issued by type of decision, length of validity (migr_ressing)
 -   ZIP Long-term residents among all non-EU citizens holding residence permits by citizenship on 31 December (%) (migr_resshare)
 -   ZIP Long-term residence permits issued during the year (migr_resltr)
 -   ZIP First permits issued for family reunification with a beneficiary of protection status (migr_resfrps1)
 -   ZIP Permits valid at the end of the year for family reunification with a beneficiary of protection status (migr_resfrps2)
 -  Residence permits by reason, age, sex and citizenship (migr_resage)
 -   ZIP First permits by reason, age, sex and citizenship (migr_resfas)
 -   ZIP All valid permits by age, sex and citizenship on 31 December of each year (migr_resvas)
 -   ZIP Long-term residents by age, sex and citizenship on 31 December of each year (migr_reslas)
 -  EU Blue cards (migr_resbcard)
 -   ZIP EU Blue Cards by type of decision, occupation and citizenship (migr_resbc1)
 -   ZIP Admitted family members of EU Blue Cards holders by type of decision and citizenship (migr_resbc2)
 -   ZIP EU Blue Cards holders and family members by Member State of previous residence (migr_resbc3)
 -  Residence permits for intra-corporate transfer (migr_resictra)
 -   ZIP Intra-corporate transferee permits issued, renewed and withdrawn by type of permit, length of validity and citizenship (migr_resict1_1)
 -   ZIP Intra-corporate transferee permits issued by type of permit, economic sector and citizenship (migr_resict1_2)
 -   ZIP Intra-corporate transferee permits issued by type of permit, length of validity, transferee position and citizenship (migr_resict1_3)
 -  Authorisation for the purpose of the seasonal work (migr_resseaw)
 -   ZIP Authorisations for the purpose of seasonal work by status, length of validity, economic sector and citizenship (migr_ressw1_1)
 -   ZIP Authorisations issued for the purpose of seasonal work by economic sector, sex and citizenship (migr_ressw2)

































-  Residence permits - Students and Researchers (migr_ressr)
 -  Authorisations for study and research by reason, type of decision, citizenship and length of validity (migr_ressrath)
-  Population projections (proj)
 -  EUROPOP2019 - Population projections at national level (2019-2100) (proj_19n)
 -  Population on 1st January by age, sex and type of projection (proj_19np)
 -  Assumptions for fertility rates by age and type of projection (proj_19naasfr)
 -  Assumptions for probability of dying by age, sex and type of projection (proj_19naasmr)
 -  Assumptions for life expectancy at birth by sex and type of projection (proj_19nalexpy0)
 -  Assumptions for net migration by age, sex and type of projection (proj_19nanmig)
 -  Demographic balances and indicators by type of projection (proj_19ndbi)
-  Population and housing census (cens)
 -  Census - time series of selected indicators (cens_hn)
 -  Population structure (cens_hnstr)
 -  Population by sex and age (cens_hnmga)
 -  Population by sex, age and educational attainment level (cens_hnelev)
 -  Population by sex, age and current activity status (cens_hncas)
 -  Population by sex, age and citizenship (cens_hnctz)
 -  Employed population by sex and occupation (cens_hnaisco)
 -  Housing (cens_hnhsng)
 -  Households by size (number of persons) (cens_hndwsize)
 -  Occupied conventional dwellings by number of rooms (cens_hndwnr)
 -  Census 2011 round (cens_11r)
 -  Data on persons (cens_11rdp)
 -  Population structure (cens_11rstr)
 -  Population by single year of age and NUTS 3 region (cens_11ag_r3)
 -  Population by family characteristics (cens_11rfc)
 -  Population by marital status and NUTS 3 region (cens_11ms_r3)
 -  Population by family status and NUTS 3 region (cens_11fs_r3)
 -  Population by employment characteristics (cens_11rec)
 -  Population by current activity status, educational attainment level and NUTS 2 region (cens_11aed_r2)
 -  Population by current activity status, occupation and NUTS 2 region (cens_11ao_r2)
 -  Population by current activity status, NACE Rev. 2 activity and NUTS 2 region (cens_11an_r2)
 -  Population by status in employment, occupation and NUTS 2 region (cens_11empn_r2)
 -  Population by status in employment, NACE Rev. 2 activity and NUTS 2 region (cens_11empn_r2)
 -  Population by migration characteristics (cens_11rnc)
 -  Population by country of citizenship at national level (cens_11ctz_n)
 -  Population by group of citizenship, occupation and NUTS 2 region (cens_11ctzo_r2)
 -  Population by country of birth at national level (cens_11cob_n)
 -  Population by group of country of birth, educational attainment level and NUTS 2 region (cens_11cobe_r2)
 -  Population by group of country of birth, current activity status and NUTS 2 region (cens_11coba_r2)
 -  Population by group of country of birth, occupation and NUTS 2 region (cens_11cobo_r2)
 -  Population by period of arrival in the country, country of birth and NUTS 2 region (cens_11arco_r2)
 -  Data on families and households (cens_11rdf)



















-  Families by type, size and NUTS 3 region (cens_11fts_r3)
-  Private households by type, tenure status and NUTS 2 region (cens_11htts_r2)
-  Data on dwellings and housing arrangements (cens_11rdd)
-  Population by housing arrangement and NUTS 2 region (cens_11hou_r2)
-  Conventional dwellings by occupancy status, type of building and NUTS 3 region (cens_11dwob_r3)
-  Census 2001 round - national level (cens_01n)
 -  Population structure (cens_01nstr)
 -  Population by sex, age group and country of citizenship (cens_01nsctz)
 -  Population by sex, age group and country of birth (cens_01nscbirth)
 -  Population by sex, age group, citizenship and place of residence one year prior to the census (cens_01nsres)
 -  Active population (cens_01nact)
 -  Population by sex, age and current activity status (cens_01napop)
 -  Population by sex, citizenship and current activity status (cens_01nactz)
 -  Female population aged 15 and over by household composition, age group, age of the youngest child and current activ(...) (cens_01naagchi)
 -  Employed persons aged 15 and over by sex, age group, citizenship and occupation (ISCO-88) (cens_01naisco)
 -  Employed persons aged 15 and over by sex, age group and occupation (cens_01nadisco)
 -  Employed persons aged 15 and over by sex, age group, citizenship and economic activity (NACE Rev.1) (cens_01nanac)
 -  Employed persons aged 15 and over by sex, age group and economic activity (NACE Rev. 1) (cens_01nadnac)
 -  Employed persons aged 15 and over by sex, economic activity (NACE Rev. 1) and time usually worked (cens_01nawtime)
 -  Employed persons aged 15 and over by sex and industry indicator (cens_01naind)
 -  Educational attainment level (cens_01nedu)
 -  Population by sex, age group, citizenship and educational attainment level (cens_01nelev)
 -  Population aged 15-74 by sex, age group, current activity status and educational attainment level (cens_01news)
 -  Population aged 15-74 by sex, age group, educational attainment level and occupation (ISCO 1988) (cens_01neisco)
 -  Households (cens_01nhou)
 -  Population by sex, age and household status (cens_01nhstype)
 -  Population aged 15 and over, living in private households, by sex, age group, family status and current activity status (cens_01nhfst)
 -  Population by sex, age group and family situation (household status) (cens_01nhhst)
 -  Population in private households by sex, age group, citizenship and size of household (cens_01nhsize)
 -  Private households by size, composition and presence of elderly members (cens_01nheco)
 -  Private households by composition and citizenship (cens_01nhctzcomp)
 -  Population by sex, citizenship, family status and type of housing (cens_01nhfstctz)
 -  Dwellings (cens_01ndws)
 -  Private households by composition and type of housing (cens_01ndhh)
 -  Private households by type of housing (cens_01ndquart_hd)
 -  Living quarters by type of housing (cens_01ndquart_lq)
 -  Occupants by type of housing (cens_01ndquart_oc)
 -  Occupied conventional dwellings by number of rooms and occupants (cens_01ndnbdwn)
 -  Occupied conventional dwellings by presence of comfort characteristics (cens_01ndcomf)














































































-  Owner-occupied dwellings by type and year of construction of the building (cens_01ndpercons)
-  Dwellings by type of ownership, type of building and occupancy status (cens_01ndbuild)
-  Census 2001 round - regional level (cens_01r)
 -  Population structure (cens_01rstr)
 -  Population by sex, citizenship and NUTS 3 regions (cens_01rsctz)
 -  Active population (cens_01ract)
 -  Population by sex, age group, current activity status and NUTS 3 regions (cens_01rapop)
 -  Total and active population by sex, age, employment status, residence one year prior to the census and NUTS 3 regions (cens_01ramigr)
 -  Employed persons aged 15 and over by sex, citizenship, economic activity (NACE Rev. 1), status in employment and NU(...) (cens_01ractz)
 -  Educational attainment level (cens_01redu)
 -  Employed persons by sex, age group, educational attainment level, occupation (ISCO-88) and NUTS 3 regions (cens_01reisco)
 -  Population by sex, age group, educational attainment level, current activity status and NUTS 3 regions (cens_01rews)
 -  Households (cens_01rhou)
 -  Population by sex, age group, household status and NUTS 3 regions (cens_01rhtype)
 -  Population by sex, age group, size of household and NUTS 3 regions (cens_01rhsiz)
 -  Private households by composition, size and NUTS 3 regions (cens_01rheco)
 -  Private households by composition, age group of children and NUTS 3 regions (cens_01rhagchi)
 -  Dwellings (cens_01rdws)
 -  Dwellings by type of housing, building and NUTS 3 regions (cens_01rdhh)
 -  Persons by type of building and NUTS 3 regions (cens_01rdbuild)
-  Census 1990/91 round - national level (cens_91n)
 -  Population structure (cens_91str)
 -  Population by sex, age and marital status (cens_91smsta)
 -  Population by sex, age group and citizenship (cens_91sctz)
 -  Population by sex and year of birth (cens_91sbirth)
 -  Active population (cens_91act)
 -  Active population by citizenship and age group (cens_91actz)
 -  Active population by sex and age (cens_91aage)
 -  Female active population by age and marital status (cens_91amsta)
 -  Active population by sex, age groups and working status (cens_91awsta)
 -  Persons in employment by sex and NACE Rev.1 (cens_91aenace)
 -  Persons in employment by sex and occupation (cens_91aepisco)
 -  Non national workers by citizenship, sex and economic activity (cens_91annwctz)
 -  Educational attainment level (cens_91edu)
 -  Active population by sex, by age group and educational attainment level (cens_91eact)
 -  Inactive population by sex, age group and educational attainment level (cens_91einact)
 -  Households (cens_91hou)
 -  Household composition by size (cens_91hpnper)
 -  Households by number of persons and their status of economic activity (cens_91hpwstan)
 -  Family nuclei by number of children (cens_91hnnch)
 -  Dwellings (cens_91dws)
 -  Housing units by type of building (cens_91typb)
 -  Housing units by type (cens_91typi)
 -  Occupied conventional dwellings by households, by number of rooms (cens_91down)
 -  Occupied conventional dwellings by tenure status and period of construction (cens_91dper)






































-   Occupied conventional dwellings by tenure status and amenities (cens_91dame)
-  Health (hlth)
 -  Health status (hlth_state)
 -  Healthy life years (hlth_hly)
 -   Healthy life years by sex (from 2004 onwards) (hlth_hlye)
 -   Healthy life years (1995 - 2003) (hlth_hlye_h)
 -   Healthy life expectancy based on self-perceived health (hlth_silc_17)
 -  Self-perceived health and well-being (hlth_sph)
 -   Current depressive symptoms by sex, age and educational attainment level (hlth_ehis_mh1e)
 -   Current depressive symptoms by sex, age and income quintile (hlth_ehis_mh1i)
 -   Current depressive symptoms by sex, age and degree of urbanisation (hlth_ehis_mh1u)
 -   Severity of current depressive symptoms by sex, age and educational attainment level (hlth_ehis_mh2e)
 -   Severity of current depressive symptoms by sex, age and income quintile (hlth_ehis_mh2i)
 -   Severity of current depressive symptoms by sex, age and degree of urbanisation (hlth_ehis_mh2u)
 -   Severity of bodily pain by sex, age and educational attainment level (hlth_ehis_pn1e)
 -   Self-perceived health by sex, age and labour status (hlth_silc_01)
 -   Self-perceived health by sex, age and educational attainment level (hlth_silc_02)
 -   Self-perceived health by sex, age and income quintile (hlth_silc_10)
 -   Self-perceived health by sex, age and degree of urbanisation (hlth_silc_18)
 -   Self-perceived health by sex, age and groups of country of birth (hlth_silc_23)
 -   Self-perceived health by sex, age and groups of country of citizenship (hlth_silc_24)
 -   Severity of current depressive symptoms by sex, age and country of citizenship (hlth_ehis_mh2c)
 -   Current depressive symptoms by sex, age and country of birth (hlth_ehis_mh1b)
 -   Current depressive symptoms by sex, age and country of citizenship (hlth_ehis_mh1c)
 -   Severity of current depressive symptoms by sex, age and country of birth (hlth_ehis_mh2b)
 -   Severity of bodily pain by sex, age and country of birth (hlth_ehis_pn1b)
 -   Severity of bodily pain by sex, age and country of citizenship (hlth_ehis_pn1c)
 -   Severity of bodily pain by sex, age and level of activity limitation (hlth_ehis_pn1d)
 -  Functional and activity limitations (hlth_fal)
 -   Difficulties in personal care activities or household activities by sex, age and educational attainment level (hlth_ehis_tae)
 -   Difficulties in personal care activities or household activities by sex, age and degree of urbanisation (hlth_ehis_tau)
 -   Difficulties in personal care activities or household activities by sex, age and level of activity limitation (hlth_ehis_tad)
 -   Physical and sensory functional limitations by sex, age and educational attainment level (hlth_ehis_pl1e)
 -   Physical and sensory functional limitations by sex, age and degree of urbanisation (hlth_ehis_pl1u)
 -   Difficulties in personal care activities by sex, age and educational attainment level (hlth_ehis_pc1e)
 -   Difficulties in personal care activities by sex, age and degree of urbanisation (hlth_ehis_pc1u)
 -   Difficulties in household activities by sex, age and educational attainment level (hlth_ehis_ha1e)
 -   Difficulties in household activities by sex, age and degree of urbanisation (hlth_ehis_ha1u)
 -   Self-perceived long-standing limitations in usual activities due to health problem by sex, age and labour status (hlth_silc_06)

































-  Self-perceived long-standing limitations in usual activities due to health problem by sex, age and educational attainment (...) (hlth_silc_07)
-  Self-perceived long-standing limitations in usual activities due to health problem by sex, age and income quintile (hlth_silc_12)
-  Self-perceived long-standing limitations in usual activities due to health problem by sex, age and degree of urbanisation (...) (hlth_silc_20)
-  Self-perceived long-standing limitations in usual activities due to health problem by sex, age and groups of countries (...) (hlth_silc_27)
-  Self-perceived long-standing limitations in usual activities due to health problem by sex, age and groups of countries (...) (hlth_silc_28)
-  Physical and sensory functional limitations by sex, age and level of activity limitation (hlth_ehis_pl1d)
-  Difficulties in personal care activities by sex, age and level of activity limitation (hlth_ehis_pc1d)
-  Difficulties in household activities by sex, age and level of activity limitation (hlth_ehis_ha1d)
-  Correction of vision problems by sex, age and educational attainment level (hlth_ehis_vie)
-  Correction of vision problems by sex, age and degree of urbanisation (hlth_ehis_viu)
-  Need for help with personal care activities by sex, age and educational attainment level (hlth_ehis_pchlpe)
-  Need for help with personal care activities by sex, age and degree of urbanisation (hlth_ehis_pchlpu)
-  Need for help with personal care activities by sex, age and level of activity limitation (hlth_ehis_pchlpd)
-  Need for help with household activities by sex, age and educational attainment level (hlth_ehis_hahlpe)
-  Need for help with household activities by sex, age and degree of urbanisation (hlth_ehis_hahlpu)
-  Need for help with household activities by sex, age and level of activity limitation (hlth_ehis_hahlpd)
-  Self-reported chronic morbidity (hlth_srcm)
 -  People having a long-standing illness or health problem, by sex, age and labour status (hlth_silc_04)
 -  People having a long-standing illness or health problem, by sex, age and educational attainment level (hlth_silc_05)
 -  People having a long-standing illness or health problem, by sex, age and income quintile (hlth_silc_11)
 -  People having a long-standing illness or health problem, by sex, age and degree of urbanisation (hlth_silc_19)
 -  Persons reporting a chronic disease, by disease, sex, age and educational attainment level (hlth_ehis_cd1e)
 -  Persons reporting a chronic disease, by disease, sex, age and degree of urbanisation (hlth_ehis_cd1u)
 -  Persons reporting a chronic disease, by disease, sex, age and level of activity limitation (hlth_ehis_cd1d)
 -  Persons reporting a chronic disease, by disease, sex, age and income quintile (hlth_ehis_cd1i)
 -  People having a long-standing illness or health problem, by sex, age and groups of country of birth (hlth_silc_25)
 -  People having a long-standing illness or health problem, by sex, age and groups of country of citizenship (hlth_silc_26)
 -  Persons reporting a chronic disease, by disease, sex, age and country of birth (hlth_ehis_cd1b)


-  Persons reporting a chronic disease, by disease, sex, age and broad group of citizenship (hlth_ehis_cd1c)
 -  Injuries from accidents (hlth_ifa)
 -  Persons reporting an accident resulting in injury by sex, age and educational attainment level (hlth_ehis_ac1e)
 -  Persons reporting an accident resulting in injury by sex, age and degree of urbanisation (hlth_ehis_ac1u)
 -  Medical intervention for an accident resulting in injury by sex, age and educational attainment level (hlth_ehis_ac2e)
 -  Absence from work due to health problems (hlth_absw)
 -  Absence from work due to personal health problems by sex, age and educational attainment level (hlth_ehis_aw1e)
 -  Absence from work due to personal health problems by sex, age and degree of urbanisation (hlth_ehis_aw1u)
 -  Absence from work due to personal health problems by sex, age and level of activity limitation (hlth_ehis_aw1d)
 -  Health status - historical data (2008) (hlth_state_h)
 -  People declaring physical pain or physical discomfort by sex, age and educational attainment level (%) (hlth_ehis_st4)
 -  Psychological distress by sex, age and educational attainment level (average score) (hlth_ehis_st7)
 -  Psychological well-being (energy and vitality index) by sex, age and educational attainment level (average score) (hlth_ehis_st8)
 -  Physical and sensory functional limitations by sex, age and educational attainment level (%) (hlth_ehis_st9)
 -  Limitations in personal care activities by sex, age and educational attainment level (%) (hlth_ehis_st10)
 -  Limitations in household activities by sex, age and educational attainment level (%) (hlth_ehis_st11)
 -  People reporting a chronic disease, by disease, sex, age and educational attainment level (%) (hlth_ehis_st1)
 -  People reporting having had an accident by sex, age and educational attainment level (%) (hlth_ehis_st2)
 -  People reporting having had an accident, which resulted in injury for which medical treatment was sought by sex, ag(...) (hlth_ehis_st3)
 -  Health determinants (hlth_det)
 -  Body mass index (BMI) (hlth_bmi)
 -  Body mass index (BMI) by sex, age and educational attainment level (hlth_ehis_bm1e)
 -  Body mass index (BMI) by sex, age and income quintile (hlth_ehis_bm1i)
 -  Body mass index (BMI) by sex, age and degree of urbanisation (hlth_ehis_bm1u)
 -  Body mass index (BMI) by sex, age and country of birth (hlth_ehis_bm1b)
 -  Body mass index (BMI) by sex, age and country of citizenship (hlth_ehis_bm1c)
 -  Body mass index (BMI) by sex, age and level of activity limitation (hlth_ehis_bm1d)
 -  Physical activity (hlth_pha)
 -  Performing health-enhancing physical activity by sex, age and educational attainment level (hlth_ehis_pe9e)
 -  Performing health-enhancing physical activity by sex, age and income quintile (hlth_ehis_pe9i)
 -  Performing health-enhancing physical activity by sex, age and degree of urbanisation (hlth_ehis_pe9u)
 -  Effort involved in performing work-related physical activity by sex, age and educational attainment level (hlth_ehis_pe1e)





-   **ZIP** Effort involved in performing work-related physical activity by sex, age and income quintile (hlth_ehis_pe1i)
-   **ZIP** Effort involved in performing work-related physical activity by sex, age and degree of urbanisation (hlth_ehis_pe1u)
-   **ZIP** Performing (non-work-related) physical activities by sex, age and educational attainment level (hlth_ehis_pe3e)
-   **ZIP** Performing (non-work-related) physical activities by sex, age and income quintile (hlth_ehis_pe3i)
-   **ZIP** Performing (non-work-related) physical activities by sex, age and degree of urbanisation (hlth_ehis_pe3u)
-   **ZIP** Time spent on health-enhancing (non-work-related) aerobic physical activity by sex, age and educational attainment level (hlth_ehis_pe2e)
-   **ZIP** Time spent on health-enhancing (non-work-related) aerobic physical activity by sex, age and income quintile (hlth_ehis_pe2i)
-   **ZIP** Time spent on health-enhancing (non-work-related) aerobic physical activity by sex, age and degree of urbanisation (hlth_ehis_pe2u)
-   **ZIP** Performing health-enhancing physical activity by sex, age and country of birth (hlth_ehis_pe9b)
-   **ZIP** Performing health-enhancing physical activity by sex, age and country of citizenship (hlth_ehis_pe9c)
-   **ZIP** Performing health-enhancing physical activity by sex, age and activity limitation (hlth_ehis_pe9d)
-  Consumption of fruits and vegetables (hlth_cfv)
 -   **ZIP** Daily consumption of fruit and vegetables by sex, age and educational attainment level (hlth_ehis_fv3e)
 -   **ZIP** Daily consumption of fruit and vegetables by sex, age and income quintile (hlth_ehis_fv3i)
 -   **ZIP** Daily consumption of fruit and vegetables by sex, age and degree of urbanisation (hlth_ehis_fv3u)
 -   **ZIP** Frequency of fruit and vegetables consumption by sex, age and educational attainment level (hlth_ehis_fv1e)
 -   **ZIP** Frequency of fruit and vegetables consumption by sex, age and degree of urbanisation (hlth_ehis_fv1u)
 -   **ZIP** Daily consumption of fruit and vegetables by sex, age and country of birth (hlth_ehis_fv3b)
 -   **ZIP** Daily consumption of fruit and vegetables by sex, age and country of citizenship (hlth_ehis_fv3c)
 -   **ZIP** Daily consumption of fruit and vegetables by sex, age and level of activity limitation (hlth_ehis_fv3d)
 -   **ZIP** Frequency of fruit and vegetables consumption by sex, age and country of birth (hlth_ehis_fv1b)
 -   **ZIP** Frequency of fruit and vegetables consumption by sex, age and country of citizenship (hlth_ehis_fv1c)
 -   **ZIP** Frequency of fruit and vegetables consumption by sex, age and level of activity limitation (hlth_ehis_fv1d)
-  Tobacco consumption (hlth_smok)
 -   **ZIP** Smoking of tobacco products by sex, age and educational attainment level (hlth_ehis_sk1e)
 -   **ZIP** Smoking of tobacco products by sex, age and income quintile (hlth_ehis_sk1i)
 -   **ZIP** Smoking of tobacco products by sex, age and degree of urbanisation (hlth_ehis_sk1u)
 -   **ZIP** Daily smokers of cigarettes by sex, age and educational attainment level (hlth_ehis_sk3e)
 -   **ZIP** Daily smokers of cigarettes by sex, age and income quintile (hlth_ehis_sk3i)
 -   **ZIP** Daily smokers of cigarettes by sex, age and degree of urbanisation (hlth_ehis_sk3u)
 -   **ZIP** Daily exposure to tobacco smoke indoors by sex, age and educational attainment level (hlth_ehis_sk4e)

-   ZIP Daily exposure to tobacco smoke indoors by sex, age and degree of urbanisation (hlth_ehis_sk4u)
-   ZIP Smoking of tobacco products by sex, age and country of birth (hlth_ehis_sk1b)
-   ZIP Smoking of tobacco products by sex, age and country of citizenship (hlth_ehis_sk1c)
-  Alcohol consumption (hlth_alc)
 -   ZIP Frequency of alcohol consumption by sex, age and educational attainment level (hlth_ehis_al1e)
 -   ZIP Frequency of alcohol consumption by sex, age and income quintile (hlth_ehis_al1i)
 -   ZIP Frequency of alcohol consumption by sex, age and degree of urbanisation (hlth_ehis_al1u)
 -   ZIP Frequency of heavy episodic drinking by sex, age and educational attainment level (hlth_ehis_al3e)
 -   ZIP Frequency of heavy episodic drinking by sex, age and income quintile (hlth_ehis_al3i)
 -   ZIP Frequency of heavy episodic drinking by sex, age and degree of urbanisation (hlth_ehis_al3u)
 -   ZIP Hazardous alcohol drinkers by sex, age and educational attainment level (hlth_ehis_al2e)
 -   ZIP Hazardous alcohol drinkers by sex, age and income quintile (hlth_ehis_al2i)
 -   ZIP Hazardous alcohol drinkers by sex, age and degree of urbanisation (hlth_ehis_al2u)
 -   ZIP Frequency of alcohol consumption by sex, age and country of birth (hlth_ehis_al1b)
 -   ZIP Frequency of alcohol consumption by sex, age and country of citizenship (hlth_ehis_al1c)
-  Social environment (hlth_senv)
 -   ZIP Overall perceived social support by sex, age and educational attainment level (hlth_ehis_ss1e)
 -   ZIP Overall perceived social support by sex, age and degree of urbanisation (hlth_ehis_ss1u)
 -   ZIP Persons providing informal care or assistance at least once a week by sex, age and educational attainment level (hlth_ehis_ic1e)
 -   ZIP Persons providing informal care or assistance at least once a week by sex, age and degree of urbanisation (hlth_ehis_ic1u)
 -   ZIP Overall perceived social support by sex, age and country of birth (hlth_ehis_ss1b)
 -   ZIP Overall perceived social support by sex, age and country of citizenship (hlth_ehis_ss1c)
 -   ZIP Overall perceived social support by sex, age and level of activity limitation (hlth_ehis_ss1d)
-  Health determinants - historical data (2008) (hlth_det_h)
 -   ZIP Body mass index (BMI) by sex, age and educational attainment level (%) (hlth_ehis_de1)
 -   ZIP Body mass index (BMI) by sex, age and income quintile (%) (hlth_ehis_de2)
 -   ZIP Practice of daily physical activity by sex, age and educational attainment level (%) (hlth_ehis_de9)
 -   ZIP Consumption of fruits by sex, age and educational attainment level (%) (hlth_ehis_de7)
 -   ZIP Consumption of vegetables by sex, age and educational attainment level (%) (hlth_ehis_de8)
 -   ZIP Daily smokers of cigarettes by sex, age and educational attainment level (%) (hlth_ehis_de3)
 -   ZIP Daily smokers of cigarettes by sex, age and income quintile (%) (hlth_ehis_de4)
 -   ZIP Daily smokers by number of cigarettes by sex, age and educational attainment level (%) (hlth_ehis_de5)
 -   ZIP Frequency of alcohol consumption by sex, age and educational attainment level (%) (hlth_ehis_de10)
 -   ZIP Frequency of binge drinking by sex, age and educational attainment level (hlth_ehis_de6)
-  Health care (hlth_care)
 -  Health care expenditure (SHA 2011) (hlth_sha11)
 -  Health care expenditure - summary tables (hlth_sha11_sum)
 -   ZIP Health care expenditure by provider (hlth_sha11_hp)
 -   ZIP Health care expenditure by function (hlth_sha11_hc)
 -   ZIP Health care expenditure by financing scheme (hlth_sha11_hf)
 -  Health care expenditure - cross-classified tables (hlth_sha11_cross)
 -   ZIP Expenditure for selected health care functions by health care providers (hlth_sha11_hchp)





























-  Expenditure for selected health care functions by health care financing schemes (hlth_sha11_hchf)
-  Expenditure for selected health care providers by health care financing schemes (hlth_sha11_hphf)
-  Health care resources (hlth_res)
 -  Health care staff (hlth_staff)
 -  Health personnel employed in hospital (hlth_rs_prshp1)
 -  Nursing and caring professionals (hlth_rs_prsns)
 -  Physicians by medical speciality (hlth_rs_spec)
 -  Physicians by sex and age (hlth_rs_phys)
 -  Health personnel by NUTS 2 regions (hlth_rs_prsrg)
 -  Health graduates (hlth_rs_grd)
 -  Health personnel (excluding nursing and caring professionals) (hlth_rs_prs1)
 -  Health workforce migration (hlth_rs_wkmg)
 -  Health care facilities (hlth_facil)
 -  Hospital beds by type of care (hlth_rs_bds)
 -  Hospital beds by hospital ownership (hlth_rs_bds2)
 -  Hospital beds by NUTS 2 regions (hlth_rs_bdsrg)
 -  Long-term care beds in nursing and residential care facilities by NUTS 2 regions (hlth_rs_bdsns)
 -  Technical resources in hospital (hlth_rs_tech)
 -  Medical technology (hlth_rs_equip)
 -  Health care activities (hlth_act)
 -  Hospital discharges and length of stay for inpatient and curative care (hlth_co_dischl)
 -  Curative care bed occupancy rate (hlth_co_bedoc)
 -  Non-residents among all hospital discharges, % (hlth_co_dischnr)
 -  Hospital discharges - national data (hlth_hosd)
 -  Self-reported hospital in-patient and day-patient admissions by sex, age and educational attainment level (hlth_ehis_ho1e)
 -  Self-reported hospital in-patient and day-patient admissions by sex, age and degree of urbanisation (hlth_ehis_ho1u)
 -  Hospital discharges by diagnosis, in-patients, total number (hlth_co_disch1)
 -  Hospital discharges by diagnosis, in-patients, per 100 000 inhabitants (hlth_co_disch2)
 -  Hospital discharges by diagnosis, day cases, total number (hlth_co_disch3)
 -  Hospital discharges by diagnosis, day cases, per 100 000 inhabitants (hlth_co_disch4)
 -  Self-reported hospital in-patient and day-patient admissions by sex, age and educational attainment level (%) (hlth_ehis_hc8)
 -  Hospital discharges - regional data (hlth_hosd_r)
 -  Hospital discharges by diagnosis and NUTS 2 regions, in-patients, total number - total (hlth_co_disch1t)
 -  Hospital discharges by diagnosis and NUTS 2 regions, in-patients, total number - males (hlth_co_disch1m)
 -  Hospital discharges by diagnosis, NUTS 2 regions, in-patients and total number - females (hlth_co_disch1f)
 -  Hospital discharges by diagnosis and NUTS 2 regions, in-patients, per 100 000 inhabitants - total (hlth_co_disch2t)
 -  Hospital discharges by diagnosis and NUTS 2 regions, in-patients, per 100 000 inhabitants - males (hlth_co_disch2m)
 -  Hospital discharges by diagnosis and NUTS 2 regions, in-patients, per 100 000 inhabitants - females (hlth_co_disch2f)

-  Hospital discharges by diagnosis and NUTS 2 regions, day cases, total number - total (hlth_co_disch3t)
-  Hospital discharges by diagnosis and NUTS 2 regions, day cases, total number - males (hlth_co_disch3m)
-  Hospital discharges by diagnosis and NUTS 2 regions, day cases, total number - females (hlth_co_disch3f)
-  Hospital discharges by diagnosis and NUTS 2 regions, day cases, per 100 000 inhabitants - total (hlth_co_disch4t)
-  Hospital discharges by diagnosis and NUTS 2 regions, day cases, per 100 000 inhabitants - males (hlth_co_disch4m)
-  Hospital discharges by diagnosis and NUTS 2 regions, day cases, per 100 000 inhabitants - females (hlth_co_disch4f)
-  Length of stay in hospital (hlth_hostay)
 -  In-patient average length of stay (days) (hlth_co_inpst)
 -  In-patient average length of stay (days) by NUTS 2 regions - total (hlth_co_inpstt)
 -  In-patient average length of stay (days) by NUTS 2 regions - males (hlth_co_inpstm)
 -  In-patient average length of stay (days) by NUTS 2 regions - females (hlth_co_inpstf)
 -  Hospital days of in-patients (hlth_co_hosday)
 -  Hospital days of in-patients by NUTS 2 regions - total (hlth_co_hosdayt)
 -  Hospital days of in-patients by NUTS 2 regions - males (hlth_co_hosdaym)
 -  Hospital days of in-patients by NUTS 2 regions - females (hlth_co_hosdayf)
-  Operations, procedures and treatment (hlth_oper)
 -  Surgical operations and procedures performed in hospitals by ICD-9-CM (hlth_co_proc2)
 -  Medical technologies - examinations by medical imaging techniques (CT, MRI and PET) (hlth_co_exam)
 -  End-stage renal failure (ESRF) patients (hlth_co_ren)
-  Consultations (hlth_consult)
 -  Self-reported time elapsed since last visit to a medical professional by sex, age and educational attainment level (hlth_ehis_am1e)
 -  Self-reported consultations of a medical professional by sex, age and degree of urbanisation (hlth_ehis_am2u)
 -  Self-reported time elapsed since last visit to a medical professional by sex, age and degree of urbanisation (hlth_ehis_am1u)
 -  Self-reported consultations of a medical professional by sex, age and educational attainment level (hlth_ehis_am2e)
 -  Self-reported consultation of mental healthcare or rehabilitative care professionals by sex, age and educational at(...) (hlth_ehis_am6e)
 -  Self-reported consultation of mental healthcare or rehabilitative care professionals by sex, age and degree of urba(...) (hlth_ehis_am6u)
 -  Consultation of a medical doctor (in private practice or as outpatient) per inhabitant (hlth_hc_phys)
 -  Consultation of a dentist per inhabitant (hlth_hc_dent)
 -  Self-reported consultations of a medical professional by sex, age and country of birth (hlth_ehis_am2b)
 -  Self-reported consultations of a medical professional by sex, age and country of citizenship (hlth_ehis_am2c)
 -  Self-reported consultations of a medical professional by sex, age and level of activity limitation (hlth_ehis_am2d)
 -  Self-reported consultation of mental healthcare or rehabilitative care professionals by sex, age and level of activ(...) (hlth_ehis_am6d)









 Consultations - historical data (hlth_consult_h)


-   Self-reported consultation of a medical professional by sex, age and educational attainment level (%) (hlth_ehis_hc5)
-   Self-reported consultation of a psychologist or physiotherapist by sex, age and educational attainment level (%) (hlth_ehis_hc6)













 Preventive services (hlth_prev)

















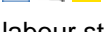







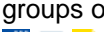

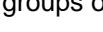
-   Self-reported last breast examination by X-ray among women by age and educational attainment level (hlth_ehis_pa7e)
-   Self-reported last breast examination by X-ray among women by age and degree of urbanisation (hlth_ehis_pa7u)
-   Self-reported last cervical smear test among women by age and educational attainment level (hlth_ehis_pa8e)
-   Self-reported last cervical smear test among women by age and degree of urbanisation (hlth_ehis_pa8u)
-   Self-reported last colorectal cancer screening test by sex, age and educational attainment level (hlth_ehis_pa5e)
-   Self-reported last colorectal cancer screening test by sex, age and degree of urbanisation (hlth_ehis_pa5u)
-   Self-reported vaccination against influenza by sex, age and educational attainment level (hlth_ehis_pa1e)
-   Self-reported vaccination against influenza by sex, age and degree of urbanisation (hlth_ehis_pa1u)
-   Self-reported screening of cardiovascular diseases and diabetes risks by sex, age and educational attainment level (hlth_ehis_pa2e)
-   Self-reported screening of cardiovascular diseases and diabetes risks by sex, age and degree of urbanisation (hlth_ehis_pa2u)
-   Breast cancer and cervical cancer screenings (hlth_ps_scre)
-   Vaccination against influenza of population aged 65 and over (hlth_ps_immu)
-   Self-reported last colonoscopy by sex, age and educational attainment level (hlth_ehis_pa6e)
-   Self-reported last colonoscopy by sex, age and degree of urbanisation (hlth_ehis_pa6u)

 Preventive services - historical data (hlth_prev_h)

-   Self-reported breast examination by X-ray by educational attainment level among women aged 50-69 (%) (hlth_ehis_hc2)
-   Self-reported cervical smear test by educational attainment level among women aged 20-69 (%) (hlth_ehis_hc3)
-   Self-reported colorectal cancer screening test by sex, age and educational attainment level among people aged 50-74 (%) (hlth_ehis_hc4)
-   Self-reported vaccination against influenza by sex, age and educational attainment level (%) (hlth_ehis_hc1)


































































 Medicine use (hlth_med)

































-   Self-reported use of prescribed medicines by sex, age and educational attainment level (hlth_ehis_md1e)
-   Self-reported use of prescribed medicines by sex, age and degree of urbanisation (hlth_ehis_md1u)
-   Self-reported use of non-prescribed medicines by sex, age and educational attainment level (hlth_ehis_md2e)
-   Self-reported use of non-prescribed medicines by sex, age and degree of urbanisation (hlth_ehis_md2u)
-   Self-reported use of prescribed medicines by sex, age and country of birth (hlth_ehis_md1b)
-   Self-reported use of prescribed medicines by sex, age and country of citizenship (hlth_ehis_md1c)







































-  Self-reported use of non-prescribed medicines by sex, age and country of birth (hlth_ehis_md2b)
-  Self-reported use of non-prescribed medicines by sex, age and country of citizenship (hlth_ehis_md2c)
-  Medicine use - historical data (hlth_med_h)
 -  Self-reported use of prescribed medicines for specific diseases by sex, age and educational attainment level (hlth_ehis_hc7)
 -  Self-reported use of prescribed medicines by sex, age and educational attainment level (hlth_ehis_hc9)
 -  Self-reported use of non-prescribed medicines by sex, age and educational attainment level (hlth_ehis_hc10)
-  Home care and help (hlth_home)
 -  Self-reported use of home care services by sex, age and educational attainment level (hlth_ehis_am7e)
 -  Self-reported use of home care services by sex, age and degree of urbanisation (hlth_ehis_am7u)
 -  Self-reported use of home care services by sex, age and level of activity limitation (hlth_ehis_am7d)
-  Unmet needs for health care (hlth_unm)
 -  Self-reported unmet needs for health care by sex, age, specific reasons and educational attainment level (hlth_ehis_un1e)
 -  Self-reported unmet needs for health care by sex, age, specific reasons and degree of urbanisation (hlth_ehis_un1u)
 -  Self-reported unmet needs for specific health care-related services due to financial reasons by sex, age and educat(...) (hlth_ehis_un2e)
 -  Self-reported unmet needs for specific health care-related services due to financial reasons by sex, age and degree(...) (hlth_ehis_un2u)
 -  Self-reported unmet needs for medical examination by sex, age, main reason declared and income quintile (hlth_silc_08)
 -  Self-reported unmet needs for medical examination by sex, age, main reason declared and labour status (hlth_silc_13)
 -  Self-reported unmet needs for medical examination by sex, age, main reason declared and educational attainment level (hlth_silc_14)
 -  Self-reported unmet needs for dental examination by sex, age, main reason declared and income quintile (hlth_silc_09)
 -  Self-reported unmet needs for dental examination by sex, age, main reason declared and labour status (hlth_silc_15)
 -  Self-reported unmet needs for dental examination by sex, age, main reason declared and educational attainment level (hlth_silc_16)
 -  Self-reported unmet needs for medical examination by sex, age, main reason declared and degree of urbanisation (hlth_silc_21)
 -  Self-reported unmet needs for dental examination by sex, age, main reason declared and degree of urbanisation (hlth_silc_22)
 -  Self-reported unmet needs for medical examination by sex, age, main reason declared and groups of country of birth (hlth_silc_29)
 -  Self-reported unmet needs for medical examination by sex, age, main reason declared and groups of country of citizenship (hlth_silc_30)
 -  Self-reported unmet needs for dental examination by sex, age, main reason declared and groups of country of birth (hlth_silc_31)
 -  Self-reported unmet needs for dental examination by sex, age, main reason declared and groups of country of citizenship (hlth_silc_32)

-  Self-reported unmet needs for health care by sex, age, specific reasons and level of activity limitation (hlth_ehis_un1d)
-  Self-reported unmet needs for specific health care-related services due to financial reasons by sex, age and level (...) (hlth_ehis_un2d)
-  Self-reported unmet needs for medical examination by main reason declared and NUTS 2 regions (hlth_silc_08_r)
-  Disability (hlth_dsb)
 -  Prevalence of disability (source LFS) (hlth_dsb_prv)
 -  People reporting a longstanding health problem or a basic activity difficulty by sex and age (hlth_dp010)
 -  Population by type of longstanding health problem, sex and age (hlth_dp020)
 -  Prevalence of the main longstanding health problems by sex and age (hlth_dp030)
 -  Population by type of basic activity difficulty, sex and age (hlth_dp040)
 -  Prevalence of the main basic activity difficulties by sex and age (hlth_dp050)
 -  Population by type of disability, sex, age and marital status (hlth_dp060)
 -  Population by type of disability, sex, age and household composition (hlth_dp070)
 -  Population by type of disability, sex, age and degree of urbanization (hlth_dp080)
 -  Prevalence of disability (source EHSIS) (hlth_dsb_prve)
 -  Population by sex, age and disability status (hlth_dpeh005)
 -  Population by sex, age, disability status and labour status (hlth_dpeh010)
 -  Population by sex, age, disability status and educational attainment level (hlth_dpeh020)
 -  Population by sex, age, disability status and income quintile (hlth_dpeh030)
 -  Population by sex, age, disability status and household type (hlth_dpeh040)
 -  Population by sex, age, disability status and having a longstanding health problem (hlth_dpeh050)
 -  Population by sex, age, disability status and having a longstanding difficulty in basic activities (hlth_dpeh060)
 -  Population by sex, age, disability status and reporting a longstanding difficulty in activities of personal care (hlth_dpeh070)
 -  Population by sex, age, disability status and reporting a longstanding difficulty in activities of household care (hlth_dpeh080)
 -  People reporting a longstanding health problem by sex, age and type of longstanding health problem (hlth_dpeh090)
 -  People reporting a longstanding difficulty in basic activities by sex, age and type of basic activity where a longs(...) (hlth_dpeh100)
 -  People reporting a difficulty in personal care activities by sex, age and need for assistance (hlth_dpeh110)
 -  People reporting a difficulty in household care activities by sex, age and need for assistance (hlth_dpeh120)
 -  Disabled people by sex, age and need for assistance (hlth_dpeh130)
 -  Disabled people by sex, need for assistance and labour status (hlth_dpeh135)
 -  Disabled people by sex, need for assistance and educational attainment level (hlth_dpeh140)
 -  Disabled people by sex, need for assistance and income quintile (hlth_dpeh150)
 -  Disabled people by sex, need for assistance and household type (hlth_dpeh160)
 -  Disabled people by sex, need for assistance and having a longstanding health problem (hlth_dpeh170)
 -  Disabled people by sex, need for assistance and having a longstanding difficulty in basic activities (hlth_dpeh180)
 -  Disabled people by sex, need for assistance and having a longstanding difficulty in activities of personal care (hlth_dpeh190)










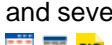



-  Disabled people by sex, need for assistance and having a longstanding difficulty in activities of household care (hlth_dpeh200)
-  Barriers to social integration of disabled people (source EHSIS) (hlth_dsb_soci)
 -  Disabled people by sex, age and severity of disability (hlth_dsi010)
 -  Disabled people by sex, severity of disability and labour status (hlth_dsi015)
 -  Disabled people by sex, severity of disability and educational attainment level (hlth_dsi020)
 -  Disabled people by sex, severity of disability and income quintile (hlth_dsi030)
 -  Disabled people by sex, severity of disability and household type (hlth_dsi040)
 -  Disabled people by sex, severity of disability and having a longstanding health problem (hlth_dsi050)
 -  Disabled people by sex, severity of disability and having a longstanding difficulty in basic activities (hlth_dsi060)
 -  Disabled people by sex, severity of disability and having a longstanding difficulty in activities of personal care (hlth_dsi070)
 -  Disabled people by sex, severity of disability and having a longstanding difficulty in activities of household care (hlth_dsi080)
 -  Disabled people by sex, age and life area where a barrier is reported (hlth_dsi090)
 -  Disabled people by sex, life area where a barrier is reported and labour status (hlth_dsi095)
 -  Disabled people by sex, life area where a barrier is reported and educational attainment level (hlth_dsi100)
 -  Disabled people by sex, life area where a barrier is reported and income quintile (hlth_dsi110)
 -  Disabled people by sex, life area where a barrier is reported and household type (hlth_dsi120)
 -  Disabled people by sex, life area where a barrier is reported and having a longstanding health problem (hlth_dsi130)
 -  Disabled people by sex, life area where a barrier is reported and having a longstanding difficulty in basic activities (hlth_dsi140)
 -  Disabled people by sex, life area where a barrier is reported and having a longstanding difficulty in activities of(...) (hlth_dsi150)
 -  Disabled people by sex, life area where a barrier is reported and having a longstanding difficulty in activities of(...) (hlth_dsi160)
-  Health problems of disabled people (sources SILC or EHIS) (hlth_dsb_hlth)
 -  Self-perceived health by level of activity limitation, sex and age (hlth_dh010)
 -  People having a longstanding health problem by level of activity limitation, sex and age (hlth_dh020)
 -  Self-reported unmet needs for medical examination by level of activity limitation, sex and age (hlth_dh030)
 -  Daily smokers of cigarettes by level of activity limitation, sex and age (hlth_dh040)
 -  Body mass index (BMI) by level of activity limitation, sex and age (hlth_dh050)
-  Access to education and training for disabled people (source LFS) (hlth_dsb_educ)
 -  Early leavers from education and training (age group 18-24) by type of disability, sex and labour status (hlth_de010)
 -  Tertiary educational attainment (age group 30-34) by type of disability and sex (hlth_de020)
 -  Young people neither in employment nor in education and training by type of disability, sex and age (hlth_de030)
 -  Population by type of disability, sex, age and educational attainment level (hlth_de040)
 -  Participation in education and training by type of disability, sex and age (hlth_de050)
 -  Participation in formal education by type of disability, sex and age (hlth_de060)
 -  Participation in non-formal education and training by type of disability, sex and age (hlth_de070)
-  Access to labour market for disabled people (source LFS) (hlth_dsb_lm)

-   ZIP Employment rate of people by type of disability, sex and age (hlth_dlm010)
-   ZIP Activity rate of people by type of disability, sex and age (hlth_dlm020)
-   ZIP Unemployment rate of people by type of disability, sex and age (hlth_dlm030)
-   ZIP Population by type of disability, sex, age and labour status (hlth_dlm040)
-   ZIP Employment by type of disability, sex, age and professional status (hlth_dlm050)
-   ZIP Inactive population by type of disability, sex, age and the main reason for not seeking employment (hlth_dlm060)
-   ZIP Not employed people but having a previous work experience by type of disability, sex, age and the main reason for l(...) (hlth_dlm070)
-   ZIP Employment by type of disability, sex, age and full-time/part-time employment (hlth_dlm080)
-   ZIP Employment by type of disability, sex, age and working at home (hlth_dlm090)
-   ZIP Employment by type of disability, sex, age and supervisor responsibility (hlth_dlm100)
-   ZIP Employment by type of disability, sex, age and number of usual weekly hours of work in main job (hlth_dlm110)
-   ZIP Employment by type of disability, sex, age and economic activity (hlth_dlm120)
-   ZIP Employment by type of disability, sex, age and occupation (hlth_dlm130)
-   ZIP People reporting a limitation in work by the reason for limitation in work, sex and age (hlth_dlm140)
-   ZIP People reporting a limitation in the amount of work caused by longstanding health problems or difficulties in basic(...) (hlth_dlm150)
-   ZIP People reporting a limitation in the type of work caused by longstanding health problems or difficulties in basic a(...) (hlth_dlm160)
-   ZIP People reporting a limitation in getting to and from work caused by longstanding health problems or difficulties in(...) (hlth_dlm170)
-   ZIP Employed people having a longstanding health problem or a difficulty in basic activities by the type of special ass(...) (hlth_dlm180)
-   ZIP Not employed people having a longstanding health problem or a difficulty in basic activities by the type of special(...) (hlth_dlm190)
-  Housing conditions of disabled people - EU-SILC survey (hlth_dsb_hcon)
 -   ZIP Population by tenure status, level of activity limitation and poverty status (hlth_dhc010)
 -   ZIP Overall satisfaction with the dwelling by level of activity limitation, sex and age (hlth_dhc020)
 -   ZIP Severe housing deprivation rate by level of activity limitation, sex and age (hlth_dhc030)
 -   ZIP Overcrowding rate by level of activity limitation, sex and age (hlth_dhc040)
 -   ZIP Share of housing cost in disposable income by level of activity limitation, sex and age (hlth_dhc050)
 -   ZIP Housing cost overburden rate by level of activity limitation, sex and age (hlth_dhc060)
 -   ZIP People living in a dwelling with a leaking roof, damp walls, floors or foundation, or rot in window frames or floor(...) (hlth_dhc070)
 -   ZIP People with no bath or shower in their dwelling by level of activity limitation, sex and age (hlth_dhc080)
 -   ZIP People not having indoor flushing toilet for the sole use of their household by level of activity limitation, sex a(...) (hlth_dhc090)
 -   ZIP People considering their dwelling as too dark by level of activity limitation, sex and age (hlth_dhc100)
 -   ZIP Noise from neighbours or from the street by level of activity limitation, sex and age (hlth_dhc110)
 -   ZIP Pollution, grime or other environmental problems by level of activity limitation, sex and age (hlth_dhc120)
 -   ZIP Crime, violence or vandalism in the area by level of activity limitation, sex and age (hlth_dhc130)











-  Inability to keep home adequately warm by level of activity limitation, sex and age (hlth_dhc140)
-  Income distribution and poverty among disabled people - EU-SILC survey (hlth_dsb_pe)
 -  People at risk of poverty or social exclusion by level of activity limitation, sex and age (hlth_dpe010)
 -  People at risk of poverty by level of activity limitation, sex and age (hlth_dpe020)
 -  People at risk of poverty before social transfers (pensions included in social transfers) by level of activity limi(...) (hlth_dpe030)
 -  People living in households with very low work intensity by level of activity limitation, sex and age (hlth_dpe040)
 -  In-work at-risk-of-poverty rate by level of activity limitation, sex and age (hlth_dpe050)
-  Material deprivation among disabled people - EU-SILC survey (hlth_dsb_md)
 -  Severe material deprivation by level of activity limitation, sex and age (hlth_dm010)
 -  Inability to afford paying for one week annual holiday away from home by level of activity limitation, sex and age (hlth_dm020)
 -  Inability to afford a meal with meat, chicken, fish (or vegetarian equivalent) every second day by level of activit(...) (hlth_dm030)
 -  Inability to face unexpected financial expenses by level of activity limitation, sex and age (hlth_dm040)
 -  Arrears (mortgage or rent, utility bills or hire purchase) by level of activity limitation, sex and age (hlth_dm050)
 -  Ability to make ends meet by level of activity limitation, sex and age (hlth_dm060)
 -  Share of persons who cannot afford a telephone by level of activity limitation, sex and age (hlth_dm070)
 -  Share of persons who cannot afford a colour TV by level of activity limitation, sex and age (hlth_dm080)
 -  Share of persons who cannot afford a computer by level of activity limitation, sex and age (hlth_dm090)
 -  Share of persons who cannot afford a washing machine by level of activity limitation, sex and age (hlth_dm100)
 -  Share of persons who cannot afford a personal car by level of activity limitation, sex and age (hlth_dm110)
-  Social participation of disabled people - EU-SILC survey (hlth_dsb_socp)
 -  Frequency of going to cinema, live performances, cultural sites or attending live sport events by level of activity(...) (hlth_ds010)
 -  Frequency of getting together with relatives or friends by level of activity limitation, sex and age (hlth_ds020)
 -  Frequency of contacts with relatives or friends by level of activity limitation, sex and age (hlth_ds030)
 -  Participation in activities of churches or other religious organisations by level of activity limitation, sex and age (hlth_ds040)
 -  Participation in informal voluntary activities by level of activity limitation, sex and age (hlth_ds050)
-  Causes of death (hlth_cddeath)
 -  General mortality (hlth_cd_gmor)
 -  Causes of death - deaths by country of residence and occurrence (hlth_cd_aro)
 -  Causes of death - standardised death rate by NUTS 2 region of residence (hlth_cd_asdr2)
 -  Causes of death - crude death rate by NUTS 2 region of residence (hlth_cd_acdr2)
 -  Causes of death - potential years of life lost by residence (hlth_cd_apyll)
 -  Causes of death - deaths by NUTS 2 region of residence and occurrence, 3 year average (hlth_cd_yro)

-  Causes of death - standardised death rate by NUTS 2 region of residence, 3 year average (hlth_cd_ysdr2)
-  Causes of death - crude death rate by NUTS 2 regions of residence, 3 year average (hlth_cd_ycdr2)
-  Causes of death - years and potential years of life lost by NUTS 2 regions of residence, 3 year average (hlth_cd_ypyll)
-  Infant mortality (hlth_cd_imor)
 -  Causes of death - infant mortality by country of residence (hlth_cd_ainfr)
 -  Causes of death - infant mortality by country of occurrence (hlth_cd_ainfo)
 -  Causes of death - infant mortality by NUTS 2 region of residence, 3 year average (hlth_cd_yinfr)
 -  Causes of death - infant mortality by NUTS 2 region of occurrence, 3 year average (hlth_cd_yinfo)
-  Peri-neonatal mortality (hlth_cd_pnmor)
 -  Peri-neonatal mortality by age of mother, by residence and occurrence (hlth_cd_aperro)
 -  Fetal, peri- and neonatal mortality rates by country of occurrence (hlth_cd_aperro)
 -  Peri-neonatal mortality by age of mother and parity, by NUTS2 region of residence and occurrence, 3 year average (hlth_cd_yperro)
 -  Fetal, peri- and neonatal mortality rates by NUTS 2 region of occurrence, 3 year average (hlth_cd_yperrto)
-  Public health themes (hlth_cd_pbt)
 -  Treatable and preventable mortality of residents by cause and sex (hlth_cd_apr)
 -  Infant deaths occurring in the country by cause (hlth_cd_info)
 -  Infant deaths occurring in the EU by cause and age (hlth_cd_infoeu)
 -  Deaths related to transport accidents occurring in the country (hlth_cd_tro)
 -  Detailed deaths related to transport accidents occurring in the EU (hlth_cd_troeu)
 -  Deaths of residents related to dementias including Alzheimer (hlth_cd_dar)
 -  Deaths related to infectious diseases (hlth_cd_ido)
-  Causes of death - historical data (1994 - 2010) (hlth_cd_hist)
 -  Causes of death - absolute number (hlth_cd_anr)
 -  Causes of death - standardised death rate (hlth_cd_asdr)
 -  Causes of death by NUTS 2 regions - crude death rate (hlth_cd_acdr)
 -  Causes of death by NUTS 2 regions - standardised death rate, 3 year average (hlth_cd_ysdr1)
 -  Causes of death by NUTS 2 regions - crude death rate, 3 year average - females (hlth_cd_ycdf)
 -  Causes of death by NUTS 2 regions - crude death rate, 3 year average - males (hlth_cd_ycdfm)
 -  Causes of death by NUTS 2 regions - crude death rate, 3 year average - total (hlth_cd_ycdftr)
 -  Causes of death by NUTS 2 regions - absolute number, 3 year average - females (hlth_cd_ynrf)
 -  Causes of death by NUTS 2 regions - absolute number, 3 year average - males (hlth_cd_ynrm)
 -  Causes of death by NUTS 2 regions - absolute number, 3 year average - total (hlth_cd_ynrtr)
-  Health and safety at work (hsw)
 -  Accidents at work (ESAW, 2008 onwards) (hsw_acc_work)
 -  Main indicators (hsw_mi)
 -  Accidents at work by sex, age and severity (NACE Rev. 2 activity A, C-N) (hsw_mi01)
 -  Accidents at work by days lost, sex and age (NACE Rev. 2 activity A, C-N) (hsw_mi02)
 -  Accidents at work by sex and age, excluding road traffic accidents and accidents on board of any mean of transport (...) (hsw_mi03)


-  Accidents at work by size of enterprise (NACE Rev. 2 activity A, C-N) (hsw_mi04)
-  Accidents at work by ISCO and employment status (NACE Rev. 2 activity A, C-N) (hsw_mi05)
-  Accidents at work by part of body injured and severity (NACE Rev. 2 activity A, C-N) (hsw_mi06)
-  Accidents at work by type of injury and severity (NACE Rev. 2 activity A, C-N) (hsw_mi07)
-  Accidents at work by sex and severity (NACE Rev. 2 activity Total) (hsw_mi08)
-  Details by NACE Rev. 2 activity (2008 onwards) (hsw_n2)
 -  Non-fatal accidents at work by NACE Rev. 2 activity and sex (hsw_n2_01)
 -  Fatal Accidents at work by NACE Rev. 2 activity (hsw_n2_02)
 -  Non-fatal accidents at work by NACE Rev. 2 activity and age (hsw_n2_03)
 -  Accidents at work by days lost and NACE Rev. 2 activity (hsw_n2_04)
 -  Accidents at work by NACE Rev. 2 activity and size of enterprise (hsw_n2_05)
 -  Accidents at work by NACE Rev. 2 activity and part of body injured (hsw_n2_06)
 -  Accidents at work by NACE Rev. 2 activity and type of injury (hsw_n2_07)
-  Causes and circumstances of accidents at work (ESAW Phase III) (hsw_ph3)
 -  Accidents at work by sex, age, severity, NACE Rev. 2 activity and workstation (hsw_ph3_01)
 -  Accidents at work by sex, age, severity, NACE Rev. 2 activity and working environment (hsw_ph3_02)
 -  Accidents at work by sex, age, severity, NACE Rev. 2 activity and working process (hsw_ph3_03)
 -  Accidents at work by sex, age, severity, NACE Rev. 2 activity and specific physical activity (hsw_ph3_04)
 -  Accidents at work by sex, age, severity, NACE Rev. 2 activity and material agent of specific physical activity (hsw_ph3_05)
 -  Accidents at work by sex, age, severity, NACE Rev. 2 activity and deviation (hsw_ph3_06)
 -  Accidents at work by sex, age, severity, NACE Rev. 2 activity and material agent of deviation (hsw_ph3_07)
 -  Accidents at work by sex, age, severity, NACE Rev. 2 activity and contact mode of injury (hsw_ph3_08)
 -  Accidents at work by sex, age, severity, NACE Rev. 2 activity and material agent of contact mode injury (hsw_ph3_09)
-  Accidents at work (ESAW) - until 2007 (hsw_acc7_work)
 -  Number of accidents at work by NACE Rev. 1.1 activity, severity and sex (hsw_aw_nnasx)
 -  Number of accidents at work by NACE Rev. 1.1 activity, severity and age (hsw_aw_nnaag)
 -  Number of fatal accidents at work by Member State and age, excluding road traffic accidents and accidents on board (...) (hsw_aw_fnms)
 -  Number of accidents at work by NACE Rev. 1.1 activity and severity (hsw_aw_nnasv)
 -  Number of accidents at work by NACE Rev. 1.1 activity and size of enterprise (hsw_aw_nnasz)
 -  Number of accidents at work by NACE Rev. 1.1 activity and employment status (hsw_aw_nnaws)
 -  Number of accidents at work by part of body injured and severity (hsw_aw_nbosv)
 -  Number of accidents at work by type of injury and severity (hsw_aw_ninsv)
 -  Standardised incidence rate of accidents at work by NACE Rev. 1.1 activity, severity and sex (hsw_aw_inasx)
 -  Standardised incidence rate of accidents at work by NACE Rev. 1.1 activity, severity and age (hsw_aw_inaag)
 -  Standardised incidence rate of fatal accidents at work by Member State and age, excluding road traffic accidents an(...) (hsw_aw_fims)
 -  Standardised incidence rate of accidents at work by NACE Rev. 1.1 activity and size of enterprise (hsw_aw_inasz)












-  Standardised incidence rate of accidents at work by NACE Rev. 1.1 activity and employment status (hsw_aw_inaws)
-  Indicators on health and safety at work (hsw_ind)
-  Causes and circumstances of accidents at work (ESAW Phase III) (hsw_acc_esaw3)
 -  Number of accidents at work by contact - mode of injury, NACE Rev. 1.1 activity, sex, age and severity (hsw_aw_co1)
 -  Incidence rate of accidents at work by contact - mode of injury, NACE Rev. 1.1 activity, sex, age and severity (hsw_aw_co2)
 -  Percentage distribution of accidents at work by contact - mode of injury, NACE Rev. 1.1 activity, sex, age and severity (hsw_aw_co3)
 -  Number of accidents at work by deviation, NACE Rev. 1.1 activity, sex, age and severity (hsw_aw_de1)
 -  Incidence rate of accidents at work by deviation, NACE Rev. 1.1 activity, sex, age and severity (hsw_aw_de2)
 -  Percentage distribution of accidents at work by deviation, NACE Rev. 1.1 activity, sex, age and severity (hsw_aw_de3)
 -  Number of accidents at work by material agent of deviation, NACE Rev. 1.1 activity, sex, age and severity (hsw_aw_mad1)
 -  Incidence rate of accidents at work by material agent of deviation, NACE Rev. 1.1 activity, sex, age and severity (hsw_aw_mad2)
 -  Percentage distribution of accidents at work by material agent of deviation, NACE Rev. 1.1 activity, sex, age and s(...) (hsw_aw_mad3)
 -  Number of accidents at work by material agent of specific physical activity, NACE Rev. 1.1 activity, sex, age and s(...) (hsw_aw_maa1)
 -  Incidence rate of accidents at work by material agent of specific physical activity, NACE Rev. 1.1 activity, sex, a(...) (hsw_aw_maa2)
 -  Percentage distribution of accidents at work by material agent of specific physical activity, NACE Rev. 1.1 activit(...) (hsw_aw_maa3)
 -  Number of accidents at work by material agent of contact - mode of injury, NACE Rev. 1.1 activity, sex, age and severity (hsw_aw_mac1)
 -  Incidence rate of accidents at work by material agent of contact - mode of injury, NACE Rev. 1.1 activity, sex, age(...) (hsw_aw_mac2)
 -  Percentage distribution of accidents at work by material agent of contact - mode of injury, NACE Rev. 1.1 activity,(...) (hsw_aw_mac3)
 -  Number of accidents at work by specific physical activity, NACE Rev. 1.1 activity, sex, age and severity (hsw_aw_pa1)
 -  Incidence rate of accidents at work by specific physical activity, NACE Rev. 1.1 activity, sex, age and severity (hsw_aw_pa2)
 -  Percentage distribution of accidents at work by specific physical activity, NACE Rev. 1.1 activity, sex, age and se(...) (hsw_aw_pa3)
 -  Number of accidents at work by working environment, NACE Rev. 1.1 activity, sex, age and severity (hsw_aw_we1)
 -  Incidence rate of accidents at work by working environment, NACE Rev. 1.1 activity, sex, age and severity (hsw_aw_we2)
 -  Percentage distribution of accidents at work by working environment, NACE Rev. 1.1 activity, sex, age and severity (hsw_aw_we3)
 -  Number of accidents at work by working process, economic activity, sex, age and severity (hsw_aw_wp1)
 -  Incidence rate of accidents at work by working process, NACE Rev. 1.1 activity, sex, age and severity (hsw_aw_wp2)

-  Percentage distribution of accidents at work by working process, NACE Rev. 1.1 activity, sex, age and severity (hsw_aw_wp3)
-  Number of accidents at work by type of workstation, NACE Rev. 1.1 activity, sex, age and severity (hsw_aw_ws1)
-  Incidence rate of accidents at work by type of workstation, NACE Rev. 1.1 activity, sex, age and severity (hsw_aw_ws2)
-  Percentage distribution of accidents at work by type of workstation, NACE Rev. 1.1 activity, sex, age and severity (hsw_aw_ws3)
-  Accidents at work and other work-related health problems (source LFS) (hsw_apex)
 -  Accidents at work (hsw_ac)
 -  Persons reporting an accident at work by sex, age and educational attainment level (hsw_ac1)
 -  Persons reporting an accident at work resulting in sick leave by sex, age and educational attainment level (hsw_ac2)
 -  Persons reporting an accident at work resulting in sick leave by period off work (hsw_ac3)
 -  Persons reporting a road traffic accident (hsw_ac4)
 -  Persons reporting an accident at work by sex, age and NACE Rev. 1.1 activity (hsw_ac5a)
 -  Persons reporting an accident at work by sex, age and NACE Rev. 2 activity (hsw_ac5b)
 -  Persons reporting an accident at work resulting in sick leave by sex, age and NACE Rev. 1.1 activity (hsw_ac6a)
 -  Persons reporting an accident at work resulting in sick leave by sex, age and NACE Rev. 2 activity (hsw_ac6b)
 -  Persons reporting an accident at work by sex, age and occupation (hsw_ac7)
 -  Persons reporting an accident at work by sex, age and professional status (hsw_ac8)
 -  Persons reporting an accident at work by sex, age and size of enterprise (hsw_ac9)
 -  Persons reporting an accident at work by sex and full-time/part-time employment (hsw_ac10)
 -  Persons reporting an accident at work by sex and atypical working time (hsw_ac11)
 -  Work-related health problems (hsw_pb)
 -  Persons reporting a work-related health problem by sex, age and educational attainment level (hsw_pb1)
 -  Persons reporting a work-related health problem resulting in sick leave by sex, age and educational attainment level (hsw_pb2)
 -  Persons reporting a work-related health problem resulting in sick leave by period off work (hsw_pb3)
 -  Persons reporting a work-related health problem resulting in limitations of daily activities (hsw_pb4)
 -  Persons reporting a work-related health problem by sex, age and type of problem (hsw_pb5)
 -  Persons reporting a work-related health problem by sex, age and NACE Rev. 1.1 activity (hsw_pb6a)
 -  Persons reporting a work-related health problem by sex, age and NACE Rev. 2 activity (hsw_pb6b)
 -  Persons reporting a work-related health problem by sex, age and occupation (hsw_pb7)
 - Persons reporting a work-related health problem by sex, age and professional status (hsw_pb8)
 - Persons reporting a work-related health problem by sex, age and size of enterprise (hsw_pb9)
 - Persons reporting a work-related health problem by sex, age and full-time/part-time employment (hsw_pb10)
 -  Exposure to risk factors for physical health and mental well-being (hsw_exp)





-  Persons reporting exposure to risk factors that can adversely affect mental well-being by sex, age and educational (...) (hsw_exp1)
-  Persons reporting exposure to risk factors that can adversely affect physical health by sex, age and educational at(...) (hsw_exp2)
-  Persons reporting exposure to risk factors that can adversely affect mental well-being by sex, age and factor (hsw_exp3)
-  Persons reporting exposure to risk factors that can adversely affect physical health by sex, age and factor (hsw_exp4)
-  Persons reporting exposure to risk factors that can adversely affect mental well-being by sex, age and NACE Rev. 1.(...) (hsw_exp5a)
-  Persons reporting exposure to risk factors that can adversely affect mental well-being by sex, age and NACE Rev. 2 (...) (hsw_exp5b)
-  Persons reporting exposure to risk factors that can adversely affect physical health by sex, age and NACE Rev. 1.1 (...) (hsw_exp6a)
-  Persons reporting exposure to risk factors that can adversely affect physical health by sex, age and NACE Rev. 2 ac(...) (hsw_exp6b)
-  Persons reporting exposure to risk factors that can adversely affect mental well-being by sex, age and size of ente(...) (hsw_exp9)
-  Persons reporting exposure to risk factors that can adversely affect physical health by sex, age and size of enterprise (hsw_exp10)

 Work related health problems and accidental injuries - LFS 1999 (hsw_inj_pb)
































 Accidental injuries (hsw_acc_inju)

-  Accidental injuries at work in 1999, by sex (hsw_ij_nuse)
-  Accidental injuries at work by severity and type of injury (hsw_ij_svinj)
-  Accidental injuries at work by type of injury, work status after the accidental injury and age (hsw_ij_inwsa)
-  Relative standardised incidence rate of accidental injuries at work by permanency of the job, length of service in (...) (hsw_ij_cln)
-  Relative standardised incidence rate of accidental injuries at work by educational attainment level and sex (mean r(...) (hsw_ij_edse)
-  Relative incidence rate of accidental injuries at work by working hours, number of job contract, NACE Rev. 1.1 acti(...) (hsw_ij_hjnas)
-  Relative incidence rate of accidental injuries at work by occupation and NACE Rev. 1.1 activity (EU mean rate = 100) (hsw_ij_isna)
-  Relative incidence rate of accidental injuries at work by severity, permanency of the job, length of service in the(...) (hsw_ij_svcln)
-  Relative incidence rate of accidental injuries at work by severity, frequency of night work and age (EU mean rate =(...) (hsw_ij_svincia)
-  Relative incidence rate of accidental injuries at work by severity, frequency of shift work and age (EU mean rate =(...) (hsw_ij_svsha)
-  Relative incidence rate of accidental injuries at work by severity, working hours and sex (EU mean rate = 100 for e(...) (hsw_ij_svhos)

 Health problems (hsw_healthpb)



-  Work-related health problems in 1999, by sex (hsw_hp_nuse)
-  Number of work-related health problems by diagnosis group, sex and number of complaints per victim (hsw_hp_disnu)
-  Number of work-related health problems by diagnosis group, severity, activity and employment status of the victim a(...) (hsw_hp_svdwa)
-  Standardised prevalence rate of work-related health problems by diagnosis group, NACE Rev. 1.1 activity and age (hsw_hp_dinag)



-  Standardised prevalence rate of work-related health problems by severity, diagnosis group, NACE Rev. 1.1 activity a(...) (hsw_hp_svdna)
 -  Relative prevalence rate of work-related health problems by severity, diagnosis group, permanency of the job, lengt(...) (hsw_hp_svcln)
 -  Relative prevalence rate of work-related health problems by severity, diagnosis group, occupation and NACE Rev. 1.1(...) (hsw_hp_svdin)
 - Education and training (educ)
 - Participation in education and training (educ_part)
 - Pupils and students - enrolments (educ_uae_enr)
 - Early childhood education and primary education (educ_uae_enrp)
 -  Pupils enrolled in early childhood education by sex, type of institution and intensity of participation (educ_uae_enrp01)
 -  Pupils enrolled in early childhood education by sex and age (educ_uae_enrp02)
 -  Pupils enrolled in early childhood education by sex and NUTS2 regions (educ_uae_enrp03)
 -  Pupils enrolled in primary education by sex, type of institution and intensity of participation (educ_uae_enrp04)
 -  Pupils enrolled in primary education by sex and age (educ_uae_enrp05)
 -  Pupils enrolled in primary education by sex and NUTS2 regions (educ_uae_enrp06)
 -  Pupils in early childhood and primary education by education level and age - as % of corresponding age population (educ_uae_enrp07)
 - Lower secondary, upper secondary and post-secondary non-tertiary education (educ_uae_enrs)
 -  Pupils enrolled in lower-secondary education by programme orientation, sex, type of institution and intensity of pa(...) (educ_uae_enrs01)
 -  Pupils enrolled in lower-secondary education by programme orientation, sex and age (educ_uae_enrs02)
 -  Pupils enrolled in lower-secondary education by programme orientation, sex and NUTS2 regions (educ_uae_enrs03)
 -  Pupils enrolled in upper secondary education by programme orientation, sex, type of institution and intensity of pa(...) (educ_uae_enrs04)
 -  Pupils enrolled in upper secondary education by programme orientation, sex and age (educ_uae_enrs05)
 -  Pupils enrolled in upper secondary education by programme orientation, sex and NUTS2 regions (educ_uae_enrs06)
 -  Pupils enrolled in post-secondary non-tertiary education by programme orientation, sex, type of institution and int(...) (educ_uae_enrs07)
 -  Pupils enrolled in post-secondary non-tertiary education by programme orientation, sex and age (educ_uae_enrs08)
 -  Pupils enrolled in post-secondary non-tertiary education by programme orientation, sex and NUTS2 regions (educ_uae_enrs09)
 -  Pupils enrolled in vocational upper secondary and post-secondary non-tertiary education by education level, sex and(...) (educ_uae_enrs10)
 - Tertiary education (educ_uae_enrt)
 -  Students enrolled in tertiary education by education level, programme orientation, sex, type of institution and int(...) (educ_uae_enrt01)
 -  Students enrolled in tertiary education by education level, programme orientation, sex and age (educ_uae_enrt02)
 -  Students enrolled in tertiary education by education level, programme orientation, sex and field of education (educ_uae_enrt03)
 -  Distribution of students enrolled at tertiary education levels by sex and field of education (educ_uae_enrt04)



-  Ratio of the proportion of tertiary students over the proportion of the population by NUTS1 and NUTS2 regions (educ_uae_enrt05)
-  Students enrolled in tertiary education by education level, programme orientation, sex and NUTS2 regions (educ_uae_enrt06)
-  Students in tertiary education by age groups - as % of corresponding age population (educ_uae_enrt07)
-  Students in tertiary education - as % of 20-24 years old in the population (educ_uae_enrt08)
-  All education levels (educ_uae_enra)
 -  Pupils and students enrolled by education level, sex, type of institution and intensity of participation (educ_uae_enra01)
 -  Pupils and students enrolled by education level, sex and age (educ_uae_enra02)
 -  Pupils and students enrolled by education level, sex and field of education (educ_uae_enra03)
 -  Pupils and students by education level - as % of total age population (educ_uae_enra04)
 -  Pupils and students in education by age groups - as % of corresponding age population (educ_uae_enra05)
 -  Pupils and students in education aged 30 and over - per 1000 of corresponding age population (educ_uae_enra06)
 -  Expected school years of pupils and students by education level (educ_uae_enra07)
 -  Students in post-compulsory education - as % of the total population of post-compulsory school age (educ_uae_enra08)
 -  Students participation at the end of compulsory education - as % of the corresponding age population (educ_uae_enra09)
 -  Pupils from age 4 to the starting age of compulsory education at primary level, by sex - as % of the population of (...) (educ_uae_enra10)
 -  Pupils and students enrolled by education level, sex and NUTS2 regions (educ_uae_enra11)
 -  Pupils and students enrolled by sex, age and NUTS2 regions (educ_uae_enra12)
 -  Distribution of pupils and students enrolled in general and vocational programmes by education level and NUTS2 regions (educ_uae_enra13)
 -  Participation rates of selected age groups in education at regional level (educ_uae_enra14)
 -  Participation rates in selected education levels at regional level (educ_uae_enra15)
 -  Pupils and students enrolled by education level, programme orientation, completion and sex (educ_uae_enra16)
 -  Pupils from age 4 to the starting age of compulsory education at primary level by NUTS2 regions - % of the populati(...) (educ_uae_enra17)
 -  Pupils from age 5 to the starting age of compulsory education at primary level by sex - % of the population of the (...) (educ_uae_enra18)
 -  Pupils aged 4 years old, by sex - as % of the population of the corresponding age group (educ_uae_enra19)
 -  Pupils aged 3 years old, by sex - as % of the population of the corresponding age group (educ_uae_enra20)
 -  Pupils from age 3 to the starting age of compulsory education at primary level by sex - % of the population of the (...) (educ_uae_enra21)
 -  Pupils from age 3 to the starting age of compulsory education at primary level by NUTS2 regions - % of the populati(...) (educ_uae_enra22)
-  Pupils and students - entrants (educ_uae_ent)
 -  New entrants by education level, programme orientation, sex and age (educ_uae_ent01)
 -  New entrants by education level, programme orientation, sex and field of education (educ_uae_ent02)
 -  Distribution of new entrants at education level and programme orientation by sex and field of education (educ_uae_ent03)



Adult learning (trng)

Main indicators on adult participation in learning - LFS data from 1992 onwards (trng_lfs_4w0)



  Participation rate in education and training (last 4 weeks) by sex and age (trng_lfse_01)



  Participation rate in education and training (last 4 weeks) by sex and labour status (trng_lfse_02)



  Participation rate in education and training (last 4 weeks) by sex and educational attainment level (trng_lfse_03)



  Participation rate in education and training (last 4 weeks) by NUTS 2 regions (trng_lfse_04)



Participation in education and training (last 4 weeks) - population aged 18+ (trng_lfs_4w1)



  Participation rate in education and training (last 4 weeks) by sex and age (trng_lfs_01)

  Participation rate in education and training (last 4 weeks) by sex, age and educational attainment level (trng_lfs_02)



  Participation rate in education and training (last 4 weeks) by sex, age and labour status (trng_lfs_03)



  Participation rate in education and training (last 4 weeks) by sex, age and citizenship (trng_lfs_12)



  Participation rate in education and training (last 4 weeks) by sex, age and country of birth (trng_lfs_13)



  Participation rate in education and training (last 4 weeks) by sex, age and degree of urbanisation (trng_lfs_14)



Participation in education and training (last 4 weeks) - employed persons aged 18+ (trng_lfs_4w2)



  Participation rate in education and training (last 4 weeks) by sex, age and occupation (trng_lfs_04)

  Participation rate in education and training (last 4 weeks) by sex, age and employment contract (trng_lfs_05)



  Participation rate in education and training (last 4 weeks) by sex, age and full-time/part-time employment (trng_lfs_06)



  Participation rate in education and training (last 4 weeks) by sex, age and size of the local unit (trng_lfs_07)



  Participation rate in education and training (last 4 weeks) by sex, age and NACE Rev. 1.1 activity (trng_lfs_08a)



  Participation rate in education and training (last 4 weeks) by sex, age and NACE Rev. 2 activity (trng_lfs_08b)

Participation in education and training (last 4 weeks) - population aged 15+, by type of education (trng_lfs_4w3)



  Participation rate in education and training (last 4 weeks) by type, sex and age (trng_lfs_09)

  Participation rate in education and training (last 4 weeks) by type, sex, age and educational attainment level (trng_lfs_10)



  Participation rate in education and training (last 4 weeks) by type, sex, age and labour status (trng_lfs_11)

  Distribution of participation in formal education and training (last 4 weeks) by education programme, sex and age (trng_lfs_15)



Participation in education and training (last 12 months) (trng_aes_12m0)



  Participation rate in education and training by sex (trng_aes_100)



  Participation rate in education and training by age (trng_aes_101)






































  Participation rate in education and training by educational attainment level (trng_aes_102)











  Participation rate in education and training by labour status (trng_aes_103)

  Participation rate in education and training by occupation (trng_aes_104)


  Participation rate in education and training by degree of urbanisation (trng_aes_105)















  Participation rate in job-related non-formal education and training by type and sex (trng_aes_120)



























-  Participation rate in job-related non-formal education and training by type and age (trng_aes_121)
-  Participation rate in job-related non-formal education and training by type and educational attainment level (trng_aes_122)
-  Participation rate in job-related non-formal education and training by type and labour status (trng_aes_123)
-  Participation rate in job-related non-formal education and training by type and occupation (trng_aes_124)
-  Participation rate in job-related non-formal education and training by degree of urbanisation (trng_aes_125)
-  Distribution of education and training activities by field (ISCED-F 2013) (trng_aes_166)
-  Distribution of education and training activities by field (ISCED-F 1999) (trng_aes_165)
-  Distribution of non-formal education and training activities by provider (trng_aes_170)
-  Distribution of non-formal education and training activities by type and sex (trng_aes_188)
-  Distribution of non-formal education and training activities by type and age (trng_aes_189)
-  Distribution of non-formal education and training activities by type and educational attainment level (trng_aes_190)
-  Participation in informal learning (last 12 months) (trng_aes_12m4)
 -  Participation rate in informal learning by learning form and sex (trng_aes_200)
 -  Participation rate in informal learning by learning form and age (trng_aes_201)
 -  Participation rate in informal learning by learning form and educational attainment level (trng_aes_202)
 -  Participation rate in informal learning by learning form and labour status (trng_aes_203)
 -  Participation rate in informal learning by learning form and occupation (trng_aes_204)
 -  Participation rate in informal learning by learning form and degree of urbanisation (trng_aes_205)
-  Access to information on education and training (last 12 months) (trng_aes_12m1)
 -  Search for information on learning possibilities by type of learning and sex (trng_aes_182)
 -  Search for information on learning possibilities by type of learning and age (trng_aes_183)
 -  Search for information on learning possibilities by type of learning and educational attainment level (trng_aes_184)
 -  Result of the search for information on learning possibilities (trng_aes_186)
 -  Distribution of sources to look for information on learning possibilities (trng_aes_187)
-  Time spent on education and training (last 12 months) (trng_aes_12m2)
 -  Mean instruction hours spent by participant in education and training by sex (trng_aes_151)
 -  Mean instruction hours spent by participant in education and training by age (trng_aes_147)
 -  Mean instruction hours spent by participant in education and training by educational attainment level (trng_aes_148)
 -  Mean instruction hours spent by participant in education and training by labour status (trng_aes_149)
 -  Mean instruction hours spent by participant in education and training by occupation (trng_aes_150)
 -  Mean instruction hours spent by participant in education and training by degree of urbanisation (trng_aes_152)
 -  Distribution of instruction hours by field (ISCED-F 2013) (trng_aes_174)
 -  Distribution of instruction hours by field (ISCED-F 1999) (trng_aes_173)
-  Obstacles to participation in education and training (last 12 months) (trng_aes_12m3)
 -  Population by will to participate in education and training (trng_aes_175)
 -  Population not participating in education or training by main reason and sex (trng_aes_195)
 -  Population not participating in education or training by main reason and age (trng_aes_196)





























-  Population not participating in education or training by main reason and educational attainment level (trng_aes_197)
-  Population wanting to participate in education and training, by reason for not participating and sex (trng_aes_176)
-  Population wanting to participate in education and training, by reason for not participating and age (trng_aes_177)
-  Population wanting to participate in education and training, by reason for not participating and educational attain(...) (trng_aes_178)
-  Population wanting to participate in education and training, by main reason for not participating and sex (trng_aes_179)
-  Population wanting to participate in education and training, by main reason for not participating and age (trng_aes_180)
-  Population wanting to participate in education and training, by main reason for not participating and educational a(...) (trng_aes_181)
-  Population not wanting to participate in education and training by main reason and sex (trng_aes_192)
-  Population not wanting to participate in education and training by main reason and age (trng_aes_193)
-  Population not wanting to participate in education and training by main reason and educational attainment level (trng_aes_194)

 Continuing vocational training in enterprises (trng_cvt)






























 Provision of CVT courses and other forms of CVT (trng_cvt_00)































-  Enterprises providing training by type of training and size class - % of all enterprises (trng_cvt_01s)
-  Enterprises providing training by type of training and NACE Rev. 2 activity - % of all enterprises (trng_cvt_01n2)
-  Enterprises providing training by type of training and NACE Rev. 1.1 activity - % of all enterprises (trng_cvt_01n1)
-  Enterprises not providing training by reason for non-provision and size class - % of non-training enterprises (trng_cvt_02s)
-  Enterprises not providing training by reason for non-provision and NACE Rev. 2 activity - % of non-training enterprises (trng_cvt_02n2)
-  Enterprises not providing training by reason for non-provision and NACE Rev. 1.1 activity - % of non-training enter(...) (trng_cvt_02n1)
-  Enterprises providing training by factor limiting provision and size class - % of training enterprises (trng_cvt_03s)
-  Enterprises providing training by factor limiting provision and NACE Rev. 2 activity - % of training enterprises (trng_cvt_03n2)
-  Enterprises providing training by factor limiting provision and NACE Rev. 1.1 activity - % of training enterprises (trng_cvt_03n1)
-  Enterprises providing training by participation intensity, type of training and size class - % of training enterprises (trng_cvt_04s)
-  Enterprises providing training by participation intensity, type of training and NACE Rev. 2 activity - % of trainin(...) (trng_cvt_04n2)
-  Enterprises providing training by participation intensity, type of training and NACE Rev. 1.1 activity - % of train(...) (trng_cvt_04n1)
-  Enterprises providing training in previous year by type of training and size class - % of all enterprises (trng_cvt_06s)
-  Enterprises providing training in previous year by type of training and NACE Rev. 2 activity - % of all enterprises (trng_cvt_06n2)































-  Enterprises providing training in previous year by type of training and NACE Rev. 1.1 activity - % of all enterprises (trng_cvt_06n1)
-  CVT strategies (trng_cvt_01)
 -  Enterprises with CVT planning by type of planning, type of training provided and size class - % of all enterprises (trng_cvt_07s)
 -  Enterprises with CVT planning by type of planning, type of training provided and NACE Rev. 2 activity - % of all en(...) (trng_cvt_07n2)
 -  Enterprises with CVT planning by type of planning, type of training provided and NACE Rev. 1.1 activity - % of all (...) (trng_cvt_07n1)
 -  Enterprises with CVT agreement by type of agreement, type of training provided and size class - % of all enterprises (trng_cvt_08s)
 -  Enterprises with CVT agreement by type of agreement, type of training provided and NACE Rev. 2 activity - % of all (...) (trng_cvt_08n2)
 -  Enterprises with CVT agreement by type of agreement, type of training provided and NACE Rev. 1.1 activity - % of al(...) (trng_cvt_08n1)
 -  Enterprises with staff representatives involved in the management of CVT by type of involvement and size class - % (...) (trng_cvt_09s)
 -  Enterprises with staff representatives involved in the management of CVT by type of involvement and NACE Rev. 2 act(...) (trng_cvt_09n2)
 -  Enterprises with staff representatives involved in the management of CVT by type of involvement and NACE Rev. 1.1 a(...) (trng_cvt_09n1)
 -  Main skills needed for the development of the enterprise by type of skill and size class - % of all enterprises (trng_cvt_10s)
 -  Main skills needed for the development of the enterprise by type of skill and NACE Rev. 2 activity - % of all enter(...) (trng_cvt_10n2)
 -  Usual reaction to future skill needs by type of reaction and size class - % of all enterprises (trng_cvt_11s)
 -  Usual reaction to future skill needs by type of reaction and NACE Rev. 2 activity - % of all enterprises (trng_cvt_11n2)
-  Participants in CVT courses (trng_cvt_02)
 -  Participants in CVT courses by sex and size class - % of persons employed in all enterprises (trng_cvt_12s)
 -  Participants in CVT courses by sex and NACE Rev. 2 activity - % of persons employed in all enterprises (trng_cvt_12n2)
 -  Participants in CVT courses by sex and NACE Rev. 1.1 activity - % of persons employed in all enterprises (trng_cvt_12n1)
 -  Participants in CVT courses by sex and size class - % of persons employed in enterprises providing CVT courses (trng_cvt_13s)
 -  Participants in CVT courses by sex and NACE Rev. 2 activity - % of persons employed in enterprises providing CVT courses (trng_cvt_13n2)
 -  Participants in CVT courses by sex and NACE Rev. 1.1 activity - % of persons employed in enterprises providing CVT (...) (trng_cvt_13n1)
 -  Participants in CVT courses by type of CVT planning and size class - % of persons employed in all enterprises (trng_cvt_14s)
 -  Participants in CVT courses by type of CVT planning and NACE Rev. 2 activity - % of persons employed in all enterprises (trng_cvt_14n2)
 -  Participants in CVT courses by type of CVT planning and NACE Rev. 1.1 activity - % of persons employed in all enter(...) (trng_cvt_14n1)
 -  Participants in CVT courses by type of CVT agreement and size class - % of persons employed in all enterprises (trng_cvt_15s)


-  Participants in CVT courses by type of CVT agreement and NACE Rev. 2 activity - % of persons employed in all enterprises (trng_cvt_15n2)
-  Participants in CVT courses by type of CVT agreement and NACE Rev. 1.1 activity - % of persons employed in all ente(...) (trng_cvt_15n1)
-  Costs of CVT courses (trng_cvt_03)
 -  Cost of CVT courses by type and size class - % of total labour cost of all enterprises (trng_cvt_16s)
 -  Cost of CVT courses by type and NACE Rev. 2 activity - % of total labour cost of all enterprises (trng_cvt_16n2)
 -  Cost of CVT courses by type and NACE Rev. 1.1 activity - % of total labour cost of all enterprises (trng_cvt_16n1)
 -  Cost of CVT courses by type and size class - cost per person employed in all enterprises (trng_cvt_17s)
 -  Cost of CVT courses by type and NACE Rev. 2 activity - cost per person employed in all enterprises (trng_cvt_17n2)
 -  Cost of CVT courses by type and NACE Rev 1.1 activity - cost per person employed in all enterprises (trng_cvt_17n1)
 -  Cost of CVT courses by type and size class - cost per person employed in enterprises providing CVT courses (trng_cvt_18s)
 -  Cost of CVT courses by type and NACE Rev. 2 activity - cost per person employed in enterprises providing CVT courses (trng_cvt_18n2)
 -  Cost of CVT courses by type and NACE Rev 1.1 activity - cost per person employed in enterprises providing CVT courses (trng_cvt_18n1)
 -  Cost of CVT courses by type and size class - cost per participant (trng_cvt_19s)
 -  Cost of CVT courses by type and NACE Rev. 2 activity - cost per participant (trng_cvt_19n2)
 -  Cost of CVT courses by type and NACE Rev. 1.1 activity - cost per participant (trng_cvt_19n1)
 -  Cost of CVT courses by type and size class - cost per training hour (trng_cvt_20s)
 -  Cost of CVT courses by type and NACE Rev. 2 activity - cost per training hour (trng_cvt_20n2)
 -  Cost of CVT courses by type and NACE Rev. 1.1 activity - cost per training hour (trng_cvt_20n1)
-  Time spent in CVT courses (trng_cvt_04)
 -  Hours spent in CVT courses by size class - hours per 1000 hours worked in all enterprises (trng_cvt_21s)
 -  Hours spent in CVT courses by NACE Rev. 2 activity - hours per 1000 hours worked in all enterprises (trng_cvt_21n2)
 -  Hours spent in CVT courses by NACE Rev. 1.1 activity - hours per 1000 hours worked in all enterprises (trng_cvt_21n1)
 -  Hours spent in CVT courses by size class - hours per 1000 hours worked in enterprises providing CVT courses (trng_cvt_22s)
 -  Hours spent in CVT courses by NACE Rev. 2 activity - hours per 1000 hours worked in enterprises providing CVT courses (trng_cvt_22n2)
 -  Hours spent in CVT courses by NACE Rev. 1.1 activity - hours per 1000 hours worked in enterprises providing CVT courses (trng_cvt_22n1)
 -  Hours spent in CVT courses by size class - hours per person employed in all enterprises (trng_cvt_23s)
 -  Hours spent in CVT courses by NACE Rev. 2 activity - hours per person employed in all enterprises (trng_cvt_23n2)
 -  Hours spent in CVT courses by NACE Rev. 1.1 activity - hours per person employed in all enterprises (trng_cvt_23n1)

-  Hours spent in CVT courses by size class - hours per person employed in enterprises providing CVT courses (trng_cvt_24s)
-  Hours spent in CVT courses by NACE Rev. 2 activity - hours per person employed in enterprises providing CVT courses (trng_cvt_24n2)
-  Hours spent in CVT courses by NACE Rev. 1.1 activity - hours per person employed in enterprises providing CVT courses (trng_cvt_24n1)
-  Hours spent in CVT courses by size class - hours per participant (trng_cvt_25s)
-  Hours spent in CVT courses by NACE Rev. 2 activity - hours per participant (trng_cvt_25n2)
-  Hours spent in CVT courses by NACE Rev. 1.1 activity - hours per participant (trng_cvt_25n1)
-  Hours spent in CVT courses by type of course and size class - % of total hours spent in CVT courses (trng_cvt_26s)
-  Hours spent in CVT courses by type of course and NACE Rev. 2 activity - % of total hours spent in CVT courses (trng_cvt_26n2)
-  Hours spent in CVT courses by type of course and NACE Rev. 1.1 activity - % of total hours spent in CVT courses (trng_cvt_26n1)
-  Hours spent in CVT courses by type of CVT planning and size class - hours per person employed in all enterprises (trng_cvt_27s)
-  Hours spent in CVT courses by type of CVT planning and NACE Rev. 2 activity - hours per person employed in all ente(...) (trng_cvt_27n2)
-  Hours spent in CVT courses by type of CVT planning and NACE Rev. 1.1 activity - hours per person employed in all en(...) (trng_cvt_27n1)
-  Hours spent in CVT courses by type of CVT agreement and size class - hours per person employed in all enterprises (trng_cvt_28s)
-  Hours spent in CVT courses by type of CVT agreement and NACE Rev. 2 activity - hours per person employed in all ent(...) (trng_cvt_28n2)
-  Hours spent in CVT courses by type of CVT agreement and NACE Rev. 1.1 activity - hours per person employed in all e(...) (trng_cvt_28n1)
-  Characteristics of CVT courses (trng_cvt_05)
 -  Main skills targeted by CVT courses by type of skill and size class - % of enterprises providing CVT courses (trng_cvt_29s)
 -  Main skills targeted by CVT courses by type of skill and NACE Rev. 2 activity - % of enterprises providing CVT courses (trng_cvt_29n2)
 -  Main providers used for external CVT courses by type of provider and size class - % of enterprises providing extern(...) (trng_cvt_30s)
 -  Main providers used for external CVT courses by type of provider and NACE Rev. 2 activity - % of enterprises provid(...) (trng_cvt_30n2)
-  Assessment of CVT activities (trng_cvt_06)
 -  Enterprises which assess the outcomes of CVT activities by type of training provided and size class - % of training(...) (trng_cvt_31s)
 -  Enterprises which assess the outcomes of CVT activities by type of training provided and NACE Rev. 2 activity - % o(...) (trng_cvt_31n2)
 -  Enterprises which assess the outcomes of CVT activities by assessment method and size class - % of training enterprises (trng_cvt_32s)
 -  Enterprises which assess the outcomes of CVT activities by assessment method and NACE Rev. 2 activity - % of traini(...) (trng_cvt_32n2)
 -  Enterprises which assess the outcomes of CVT activities by assessment method and NACE Rev. 1.1 activity - % of trai(...) (trng_cvt_32n1)
 -  Enterprises which assess their future skill needs by type of training provided and size class - % of all enterprises (trng_cvt_33s)


-  Enterprises which assess their future skill needs by type of training provided and NACE Rev. 2 activity - % of all (...) (trng_cvt_33n2)
 -  Enterprises which assess their future skill needs by type of training provided and NACE Rev. 1.1 activity - % of al(...) (trng_cvt_33n1)
 -  Provision of initial vocational training (IVT) (trng_cvt_07)
 -  Enterprises employing IVT participants by size class - % of all enterprises (trng_cvt_34s)
 -  Enterprises employing IVT participants by NACE Rev. 2 activity - % of all enterprises (trng_cvt_34n2)
 -  Enterprises employing IVT participants by NACE Rev. 1.1 activity - % of all enterprises (trng_cvt_34n1)
 -  Enterprises employing IVT participants by reason and size class - % of enterprises employing IVT participants (trng_cvt_35s)
 -  Enterprises employing IVT participants by reason and NACE Rev. 2 activity - % of enterprises employing IVT participants (trng_cvt_35n2)
-  Learning mobility (educ_uae_mob)
 -  Mobile students from abroad (educ_uae_mobs)
 -  Mobile students from abroad enrolled by education level, sex and field of education (educ_uae_mobs01)
 -  Mobile students from abroad enrolled by education level, sex and country of origin (educ_uae_mobs02)
 -  Share of mobile students from abroad enrolled by education level, sex and country of origin (educ_uae_mobs03)
 -  Distribution of mobile students from abroad enrolled at education level by sex and field of education (educ_uae_mobs04)
 -  Degree mobile graduates from abroad (educ_uae_mobg)
 -  Degree mobile graduates from abroad by education level, sex and field of education (educ_uae_mobg01)
 -  Degree mobile graduates from abroad by education level, sex and country of origin (educ_uae_mobg02)
 -  Share of degree mobile graduates from abroad by education level, sex and country of origin (educ_uae_mobg03)
 -  Distribution of degree mobile graduates from abroad at education level by sex and field of education (educ_uae_mobg04)
 -  Credit mobile graduates (educ_uae_mobc)
 -  Credit mobile graduates (at least 3 months abroad) by education level, type of mobility scheme, type of mobility and sex (educ_uae_mobc01)
 -  Credit mobile graduates (at least 3 months abroad) by education level, country of destination, type of mobility and sex (educ_uae_mobc02)
 -  Credit mobile graduates (less than 3 months abroad) by education level, country of destination, type of mobility and sex (educ_uae_mobc03)
 -  Education personnel (educ_uae_per)
 -  Teachers and academic staff (educ_uae_perp)
 -  Classroom teachers and academic staff by education level, programme orientation, sex and age groups (educ_uae_perp01)
 -  Classroom teachers and academic staff by education level, programme orientation, sex, type of institution and emplo(...) (educ_uae_perp02)
 -  Classroom teachers working full-time and part-time in primary, lower-secondary and upper-secondary education - as (...) (educ_uae_perp03)
 -  Ratio of pupils and students to teachers and academic staff by education level and programme orientation (educ_uae_perp04)


-  Ratio of pupils to teachers and teacher aides by education level and programme orientation (educ_uae_perp05)
-  Distribution of teachers and academic staff (educ_uae_perd)
 -  Distribution of teachers at education level and programme orientation by age groups (educ_uae_perd01)
 -  Distribution of academic staff at education level by age groups (educ_uae_perd02)
 -  Female teachers - as % of all teachers, by education level (educ_uae_perd03)
 -  Female school-management personnel - as % of total school-management personnel, by education level (educ_uae_perd04)
 -  Teachers working part-time - as % of all teachers, by education level (educ_uae_perd05)
-  Education finance (educ_uae_fin)
 -  Expenditure on education (educ_uae_fine)
 -  Total educational expenditure by education level, programme orientation and type of source (educ_uae_fine01)
 -  Public educational expenditure by education level, programme orientation, type of source and expenditure category (educ_uae_fine02)
 -  Private educational expenditure by education level, programme orientation, type of source and expenditure category (educ_uae_fine03)
 -  Public expenditure on education in current prices, by education level and programme orientation (educ_uae_fine04)
 -  Public expenditure on education by education level and programme orientation - as % of GDP (educ_uae_fine06)
 -  Public subsidies to the private sector by education level and programme orientation (educ_uae_fine07)
 -  Public expenditure on education by education level and programme orientation - as % of public expenditure or % of GNI (educ_uae_fine08)
 -  Public expenditure on education per pupil/student based on FTE by education level and programme orientation (educ_uae_fine09)
 -  Pupils and students enrolled by education level and programme orientation with coverage adjusted to statistics on e(...) (educ_uae_fine10)
 -  Expenditure of/on public and private educational institutions (educ_uae_fini)
 -  Expenditure of the educational institutions by education level, programme orientation, type of institution and expe(...) (educ_uae_fini01)
 -  Expenditure of the educational institutions on vocational education by education level, programme orientation, type(...) (educ_uae_fini02)
 -  Expenditure on educational institutions by education level and programme orientation (educ_uae_fini03)
 -  Annual expenditure on educational institutions per pupil/student based on FTE, by education level and programme ori(...) (educ_uae_fini04)
 -  Expenditure on public educational institutions - as % of total or current expenditure (educ_uae_fini05)
 -  Ratio of annual expenditure per student at the tertiary level and primary level of education, in public educational(...) (educ_uae_fini06)
 -  Financial aid to students by education level - as % of total public expenditure (educ_uae_fina01)
 -  Funding of education by education level, programme orientation and recipient of funding (educ_uae_finf01)
 -  Funding of vocational education by education level, type of source and recipient of funding (educ_uae_finf02)
-  Education and training outcomes (educ_outc)
 -  Graduates (educ_uae_grad)


-  Graduates by education level, programme orientation, completion, sex and age (educ_uae_grad01)
-  Graduates by education level, programme orientation, sex and field of education (educ_uae_grad02)
-  Distribution of graduates at education level and programme orientation by sex and field of education (educ_uae_grad03)
-  Graduates in tertiary education, in science, math., computing, engineering, manufacturing, construction, by sex - p(...) (educ_uae_grad04)
-  Graduates in tertiary education by age groups - per 1000 of population aged 20-29 (educ_uae_grad05)
-  Graduates at doctoral level by sex and age groups - per 1000 of population aged 25-34 (educ_uae_grad06)
-  Graduates at doctoral level, in science, math., computing, engineering, manufacturing, construction, by sex - per 1(...) (educ_uae_grad07)
-  Educational attainment level (edat)
 -  Population by educational attainment level (edat1)
 -  Population by educational attainment level, sex and age (%) - main indicators (edat_lfse_03)
 -  Population aged 25-64 by educational attainment level, sex and NUTS 2 regions (%) (edat_lfse_04)
 -  Population aged 30-34 by educational attainment level, sex and NUTS 2 regions (%) (edat_lfse_12)
 -  Population by educational attainment level, sex and age (1 000) (edat_lfs_9901)
 -  Population by educational attainment level, sex, age and labour status (1 000) (edat_lfs_9902)
 -  Population by sex, age and educational attainment level (1 000) (lfsa_pgaed)
 -  Population by educational attainment level, sex and age (%) (edat_lfs_9903)
 -  Population by educational attainment level, sex, age and labour status (%) (edat_lfs_9904)
 -  Population by educational attainment level, sex, age and citizenship (%) (edat_lfs_9911)
 -  Population by educational attainment level, sex, age and country of birth (%) (edat_lfs_9912)
 -  Population by educational attainment level, sex, age and degree of urbanisation (%) (edat_lfs_9913)
 -  Population by educational attainment level, sex, age, country of birth and degree of urbanisation (%) (edat_lfs_9915)
 -  Population by educational attainment level, sex, age, citizenship and degree of urbanisation (%) (edat_lfs_9916)
 -  Population by educational attainment level, sex, age, country of birth and NUTS 2 regions (%) (edat_lfs_9917)
 -  Population by educational attainment level, sex, age, citizenship and NUTS 2 regions (%) (edat_lfs_9918)
 -  Population aged 15-34 by educational attainment level, sex, age and programme orientation (%) (edat_lfs_9914)
 -  Employees by educational attainment level, sex, age and occupation (%) (edat_lfs_9905)
 -  Employees by educational attainment level, sex, age and employment contract (%) (edat_lfs_9906)
 -  Employees by educational attainment level, sex, age and full-time/part-time employment (%) (edat_lfs_9907)
 -  Employees by educational attainment level, sex, age and size of the local unit (%) (edat_lfs_9908)
 -  Employees by educational attainment level, sex, age and NACE Rev. 1.1 activity (%) (edat_lfs_9909)


 Employees by educational attainment level, sex, age and NACE Rev. 2 activity (%) (edat_lfs_9910)

 Labour status by educational attainment level (edat2)


 Activity rates by sex, age and educational attainment level (%) (lfsa_argaed)


 Employment rates by sex, age and educational attainment level (%) (lfsa_ergaed)

 Unemployment rates by sex, age and educational attainment level (%) (lfsa_urgaed)


 Inactive population by sex, age and educational attainment level (1 000) (lfsa_igaed)


 Employment by sex, age and educational attainment level (1 000) (lfsa_egaed)


 Employment by sex, occupation and educational attainment level (1 000) (lfsa_egised)


 Self-employment by sex, age and educational attainment level (1 000) (lfsa_esgaed)


 Employees by sex, age and educational attainment level (1 000) (lfsa_eegaed)


 Temporary employees by sex, age and educational attainment level (1 000) (lfsa_etgaed)


 Full-time and part-time employment by sex, age and educational attainment level (1 000) (lfsa_epgaed)


 Employed persons having a second job by sex, age and educational attainment level (1 000) (lfsa_e2ged)


 Transition from education to work (edatt)


 Young people by educational and labour status (incl. neither in employment nor in education and training - NEET) (edatt0)


 Population aged 15-34 by sex and age (1 000) (edat_lfse_17)


 Participation rate of young people in education and training by sex, age and labour status (incl. NEET rates) (edat_lfse_18)


 Participation rate of young people in formal education by sex, age and labour status (edat_lfse_19)


 Young people neither in employment nor in education and training by sex, age and labour status (NEET rates) (edat_lfse_20)


 Young people neither in employment nor in education and training by sex, age and citizenship (NEET rates) (edat_lfse_23)


 Young people neither in employment nor in education and training by sex, age and country of birth (NEET rates) (edat_lfse_28)


 Young people neither in employment nor in education and training by sex, age and educational attainment level (NEET(...)) (edat_lfse_21)


 Young people neither in employment nor in education and training by sex and NUTS 2 regions (NEET rates) (edat_lfse_22)


 Young people neither in employment nor in education and training by sex, age and degree of urbanisation (NEET rates) (edat_lfse_29)


 Young people neither in employment nor in education and training by sex, age, country of birth and degree of urbani(...) (edat_lfse_35)

 Young people neither in employment nor in education and training by sex, age, citizenship and degree of urbanisatio(...) (edat_lfse_36)


 Young people neither in employment nor in education and training by sex, age, country of birth and NUTS 2 regions ((...) (edat_lfse_37)


 Young people neither in employment nor in education and training by sex, age, citizenship and NUTS 2 regions (NEET (...)) (edat_lfse_38)

 Young people aged 15-24 neither in employment nor in education and training (NEET), by sex - quarterly data (lfsi_neet_q)









































 Early leavers from education and training (edatt1)


























































































 Early leavers from education and training by sex and labour status (edat_lfse_14)

 Early leavers from education and training by sex and citizenship (edat_lfse_01)

 Early leavers from education and training by sex and country of birth (edat_lfse_02)


-  Early leavers from formal education by sex and labour status (edat_lfse_15)
-  Early leavers from education and training by sex and NUTS 2 regions (edat_lfse_16)
-  Early leavers from education and training by sex and degree of urbanisation (edat_lfse_30)
-  Labour status of young people by years since completion of highest level of education (edatt2)
 -  Employment rates of young people not in education and training by sex, educational attainment level and years since(...) (edat_lfse_24)
 -  Employment rates of young people not in education and training by sex, educational attainment level, years since co(...) (edat_lfse_31)
 -  Employment rates of young people not in education and training by sex, educational attainment level, years since co(...) (edat_lfse_32)
 -  Employment rates of young people not in education and training by sex, educational attainment level, years since co(...) (edat_lfse_33)
 -  Employment rates of young people not in education and training by sex, educational attainment level, years since co(...) (edat_lfse_34)
 -  Unemployment rates of young people not in education and training by sex, educational attainment level and years sin(...) (edat_lfse_25)
 -  Activity rates of young people not in education and training by sex, educational attainment level and years since c(...) (edat_lfse_26)
 -  Inactivity rates of young people not in education and training by sex, educational attainment level and years since(...) (edat_lfse_27)
-  Entry of young people into the labour market - LFS ad-hoc module 2009 (edatt3)
 -  Average age when leaving formal education by sex and educational attainment level for persons who left within the l(...) (edat_lfso_09t1)
 -  Average time between leaving formal education and starting the first job by age, sex and educational attainment lev(...) (edat_lfso_09t2)
 -  Employment rates by age, sex, educational attainment level and number of years after leaving formal education (edat_lfso_09t3)
-  Entry of young people into the labour market - LFS ad-hoc module 2000 (edatt4)
 -  Youth transitions from education to working life in Europe (in number of months) (edat_lfso_00t1)
 -  Employed in service sector and occupational status of recent school-leavers (edat_lfso_00t2)
 -  Young people's social origin, educational attainment level and labour outcomes in Europe (edat_lfso_00t3)
 -  Parents educational attainment level (edat_lfso_00t4)
 -  Job mismatches and their labour market effects among school-leavers in Europe (edat_lfso_00t5)
-  Underachieving 15-year-old students by sex and field - PISA survey (source: OECD) (educ_outc_pisa)
-  Languages (educ_lang)
 -  Language learning (educ_uae_lang)
 -  Pupils by education level and modern foreign language studied - absolute numbers and % of pupils by language studied (educ_uae_lang01)
 -  Pupils by education level and number of modern foreign languages studied - absolute numbers and % of pupils by numb(...) (educ_uae_lang02)
 -  Average number of foreign languages studied per pupil by education level (educ_uae_lang03)
 -  Self-reported language skills (educ_lang_00)
 -  Number of foreign languages known (edat_aes_l2)
 -  Number of foreign languages known (self-reported) by sex (edat_aes_l21)
 -  Number of foreign languages known (self-reported) by age (edat_aes_l22)




-  Number of foreign languages known (self-reported) by educational attainment level (edat_aes_l23)
-  Number of foreign languages known (self-reported) by labour status (edat_aes_l24)
-  Number of foreign languages known (self-reported) by occupation (edat_aes_l25)
-  Number of foreign languages known (self-reported) by degree of urbanisation (edat_aes_l26)
-  Level of the best-known foreign language (edat_aes_l3)
-  Level of the best-known foreign language (self-reported) by sex (edat_aes_l31)
-  Level of the best-known foreign language (self-reported) by age (edat_aes_l32)
-  Level of the best-known foreign language (self-reported) by educational attainment level (edat_aes_l33)
-  Level of the best-known foreign language (self-reported) by labour status (edat_aes_l34)
-  Level of the best-known foreign language (self-reported) by occupation (edat_aes_l35)
-  Level of the best-known foreign language (self-reported) by degree of urbanisation (edat_aes_l36)
-  Level of the foreign language reported as best-known in the country (edat_aes_l5)
-  Level of the foreign language reported as best-known in the country (self-reported) by sex (edat_aes_l51)
-  Level of the foreign language reported as best-known in the country (self-reported) by age (edat_aes_l52)
-  Level of the foreign language reported as best-known in the country (self-reported) by educational attainment level (edat_aes_l53)
-  Level of the foreign language reported as best-known in the country (self-reported) by labour status (edat_aes_l54)
-  Level of the foreign language reported as best-known in the country (self-reported) by occupation (edat_aes_l55)
-  Level of the foreign language reported as best-known in the country (self-reported) by degree of urbanisation (edat_aes_l56)
-  Education-administrative data until 2012 (ISCED1997) (educ_uoe_h)
 -  Thematic indicators - progress towards the Lisbon objectives in education and training (educ_them_ind)
 -  Teachers and trainers age distributions and pupils per teachers ratio (educ_thpertch)
 -  Mathematics, science and technology enrolments and graduates (educ_thflds)
 -  Investments in education and training (educ_thexp)
 -  Participation rates in education by age and sex (educ_thpar)
 -  Foreign language learning (educ_thfrlan)
 -  Student mobility (educ_thmob)
 -  Education indicators - non-finance (educ_indic)
 -  Context (educ_igen)
 -  Distribution of pupils/ students by level (educ_ilev)
 -  Participation/ enrolment in education (ISCED 0-4) (educ_ipart)
 -  Tertiary education participation (educ_itertp)
 -  Participation/ enrolment in education by sex (educ_ipart_s)
 -  Tertiary education graduates (educ_itertc)
 -  Teaching staff (educ_iteach)
 -  Pupil/ student - teacher ratio and average class size (ISCED 1-3) (educ_iste)
 -  Language learning (educ_ilang)
 -  Indicators on education finance (educ_finance)
 -  Expenditure on education in current prices (educ_fiabs)
 -  Expenditure on education in constant prices (educ_fiexpc)
 -  Expenditure on education as % of GDP or public expenditure (educ_figdp)




-   ZIP Expenditure on public educational institutions (educ_fipubin)
-   ZIP Expenditure on public and private educational institutions (educ_fitotin)
-   ZIP Financial aid to students (educ_fiaid)
-   ZIP Funding of education (educ_fifunds)
-  Enrolments, graduates, entrants, personnel and language learning (educ_isced97)
 -   ZIP Students by ISCED level, age and sex (educ_enrl1tl)
 -   ZIP Students by ISCED level, type of institution and study intensity (educ_enrl1at)
 -   ZIP Students by ISCED level, study intensity and sex (educ_enrl1ad)
 -   ZIP Tertiary students (ISCED 5-6) by field of education and sex (educ_enrl5)
 -   ZIP Tertiary students (ISCED 5-6) non-citizens, non-residents by field of education (educ_enrl6)
 -   ZIP Tertiary students (ISCED 5-6) by country of citizenship (educ_enrl8)
 -   ZIP Graduates in ISCED 3 and 4 by age and sex (educ_grad2)
 -   ZIP Graduates in ISCED 5 and 6 by age and sex (educ_grad4)
 -   ZIP Graduations in ISCED 3 to 6 by field of education and sex (educ_grad5)
 -   ZIP New entrants to ISCED 3 to 6 by age and sex (educ_enr2tl)
 -   ZIP Teachers (ISCED 0-4) and academic staff (ISCED 5-6) by age and sex (educ_pers1d)
 -   ZIP Teachers (ISCED 0-4) and academic staff (ISCED 5-6) by employment status and sex (educ_pers1t)
 -   ZIP Students in ISCED 1-3 by modern foreign language studied (educ_enrllng1)
 -   ZIP Students in ISCED 1-3 by number of modern foreign languages studied (educ_enrllng2)
-  Student mobility and foreign students in tertiary education (educ_mo)
 -  Mobile students (educ_momo)
 -   ZIP Students from abroad by level of education and sex (educ_momo_gen)
 -   ZIP Students from abroad by level and field of education (educ_momo_fld)
 -   ZIP Students from abroad by level of education and origin (educ_momo_orig)
 -   ZIP Graduates from abroad by level of education and sex (educ_momo_grd)
 -   ZIP Students going abroad by level of education and destination (educ_momo_dst)
 -  Foreign students (educ_mofo)
 -   ZIP Foreign students by level of education and sex (educ_mofo_gen)
 -   ZIP Foreign students by level and field of education (educ_mofo_fld)
 -   ZIP Foreign students by level of education and country of origin (educ_mofo_orig)
 -   ZIP Foreign graduates by level of education and sex (educ_mofo_grd)
 -   ZIP Foreign students by level of education and country of destination (educ_mofo_dst)
-  EU region (educ_regio)
 -   ZIP Students by level of education, orientation, sex and NUTS 2 regions (educ_renrllrg1)
 -   ZIP Students by age, sex and NUTS 2 regions (educ_renrllrg3)
 -   ZIP Education indicators by NUTS 2 regions (educ_regind)
-  Past series (trng_h)
 -  Lifelong learning - LFS ad-hoc module 2003 (trng_aes_005h)
 -   ZIP Participation in any learning activities by sex and age (trng_any1)
 -   ZIP Participation in any learning activities by educational attainment level and labour status (trng_any2)
 -   ZIP Participation in any learning activities by degree of urbanisation (trng_any3)
 -   ZIP Participation in any learning activities by NACE Rev. 1.1 activity (trng_any4)
 -   ZIP Participation in any learning activities by size of the local unit (trng_any5)
 -   ZIP Participation in any learning activities by occupation (trng_any6)
 -   ZIP Participation in formal education by sex and age (trng_fed1)
 -   ZIP Participation in formal education by educational attainment level and labour status (trng_fed2)
 -   ZIP Participation in formal education by degree of urbanisation (trng_fed3)
 -   ZIP Participation in formal education by sex and labour status (trng_fed6)




-   **ZIP** Fields of study in formal education by sex and labour status (trng_fed8)
-   **ZIP** Participation in non-formal education and training by sex and age (trng_nfe1)
-   **ZIP** Participation in non-formal education and training by number of activities (trng_nfe2)
-   **ZIP** Participation in non-formal education and training by educational attainment level and labour status (trng_nfe3)
-   **ZIP** Participation in non-formal education and training by degree of urbanisation (trng_nfe4)
-   **ZIP** Participation in job-related non-formal education and training by size of the local unit (trng_nfe5)
-   **ZIP** Participation in non-formal education and training by main reason for participating in the taught activity (trng_nfe6)
-   **ZIP** Participation in non-formal education and training within (or not) paid working hours (trng_nfe7)
-   **ZIP** Participation in non-formal education and training by number of taught activities, sex and age (trng_nfe8)
-   **ZIP** Participation in non-formal education and training by number of taught activities, sex and labour status (trng_nfe9)
-   **ZIP** Participation of employed persons in non-formal education and training by sex and occupation (trng_nfe11)
-   **ZIP** Participation of employed persons in non-formal education and training by sex and NACE Rev. 1.1 activity (trng_nfe12)
-   **ZIP** Mean instruction hours per employed participant in non-formal education and training by sex and NACE Rev. 1.1 activity (trng_nfe13)
-   **ZIP** Mean instruction hours per participant in non-formal education and training by sex and age (trng_nfe14)
-   **ZIP** Mean instruction hours per participant in non-formal education and training by sex and labour status (trng_nfe15)
-   **ZIP** Mean instruction hours per employed participant in non-formal education and training by sex and occupation (trng_nfe16)
-   **ZIP** Mean instruction hours per participant in non-formal education and training by field of learning (trng_nfe18)
-   **ZIP** Participation of employed persons in non-formal education and training activities on foreign languages and computer(...) (trng_nfe21)
-   **ZIP** Participation of employed persons in non-formal education and training by field of study, sex and NACE Rev. 1.1 activity (trng_nfe23)
-   **ZIP** Participation in non-formal education and training within (or not) paid hours by sex and labour status (trng_nfe25)
-   **ZIP** Participation in informal learning by sex and age (trng_inf1)
-   **ZIP** Participation in informal learning by educational attainment level and labour status (trng_inf2)
-   **ZIP** Participation in informal learning by degree of urbanisation (trng_inf3)
-   **ZIP** Self-studying (with printed materials) participants by sex and age (trng_inf4)
-   **ZIP** Self-studying (with printed materials) participants by educational attainment level and labour status (trng_inf5)
-   **ZIP** Computer based learning participants by sex and age (trng_inf6)
-   **ZIP** Computer based learning participants by educational attainment level and labour status (trng_inf7)
-   **ZIP** Participants studying by making use of educational broadcasting by sex and age (trng_inf8)
-   **ZIP** Participants studying by making use of educational broadcasting by educational attainment level and labour status (trng_inf9)
-   **ZIP** Participants studying in libraries or learning centres by sex and age (trng_inf10)
-   **ZIP** Participants studying in libraries or learning centres by educational attainment level and labour status (trng_inf11)




 Continuing vocational training in enterprises - reference year 1999 (trng_cvts2)




 Training/non training enterprises by NACE (trng_entn)




   Training enterprises as % of all enterprises, by type of training and NACE Rev 1.1 (trng_ent03n)




   Enterprises providing any other form of training as % of all enterprises, by form of training and NACE Rev 1.1 (trng_ent03bn)




   Percentage of enterprises providing any other form of training, by form of training and NACE Rev 1.1 (trng_ent03an)




   Percentage of all enterprises providing CVT courses, by type of course and NACE Rev 1.1 (trng_ent04n)




   Percentage of all non-training enterprises, by reason for not providing CVT and NACE Rev 1.1 (trng_ent05n)




   Enterprises assessing their future manpower and/or skill needs as % of all enterprises, by type of training and NAC(...) (trng_ent06n)




   Enterprises assessing the skills and training needs of employees as % of all enterprises, by type of training, type(...) (trng_ent07n)




   Percentage of enterprises with the need to obtain or develop new skills by NACE Rev. 1.1 activity (1997-1999) (trng_ent08n)




   Enterprises that needed to obtain or develop new skills in the period 1997-1999 by NACE Rev 1.1 and by the main way(...) (trng_ent08an)




   Enterprises with a training plan including CVT as % of all enterprises, by type of training and NACE Rev 1.1 (trng_ent09n)




   Percentage of enterprises with a training plan including CVT, by reason for having this plan, by type of training a(...) (trng_ent10n)




   Percentage of enterprises without a training plan including CVT, by reason for not having this plan, by type of tra(...) (trng_ent11n)




   Enterprises with a training budget including provision for CVT as % of all enterprises, by type of training and NACE (trng_ent12n)




   Enterprises with a training centre used exclusively or partly for CVT as % of all enterprises, by type of training (...) (trng_ent13n)




   Enterprises with an agreement on CVT as % of all enterprises, by type of training, type of agreement and NACE (trng_ent14n)




   Enterprises evaluating the effect of CVT courses as % of all enterprises providing CVT courses, by NACE (trng_ent15n)




   Percentage of enterprises evaluating the effect of CVT courses, by type of evaluation and NACE (trng_ent16n)




   Percentage of enterprises not evaluating the effect of CVT courses, by reason for not evaluating and NACE (trng_ent17n)




   Percentage of enterprises undergoing technological or structural changes by NACE (trng_ent18n)

   Percentage of enterprises providing continuing vocational training (CVT) by NACE Rev. 1.1 activity (1997-1998) (trng_ent19n)













































   Enterprises with planned provision of CVT in 2000/2001 by NACE and type of training (%) (trng_ent20n)


   Enterprises that changed their approach towards CVT in 1999 compared to 1997 and 1998 by subject and type of change (%) (trng_ent21)







   Enterprises providing CVT courses by percentage of participation of employees, by NACE and occupational group (%) (trng_ent22n)





























   Enterprises providing 'other forms' of training, by form of training and occupational group (%) (trng_ent26)

 Training/non training enterprises by size class (trng_ents)






































-   Training enterprises as % of all enterprises, by type of training and size class (trng_ent03s)
-   Percentage of enterprises providing any other form of training, by form of training and size class (trng_ent03as)
-   Enterprises providing any other form of training as % of all enterprises, by form of training and size class (trng_ent03bs)
-   Percentage of all enterprises providing CVT courses, by type of course and size class (trng_ent04s)
-   Percentage of all non-training enterprises, by reason for not providing CVT and size class (trng_ent05s)
-   Enterprises assessing their future manpower and/or skill needs as % of all enterprises, by type of training and siz(...) (trng_ent06s)
-   Enterprises assessing the skills and training needs of employees as % of all enterprises, by type of training, type(...) (trng_ent07s)
-   Percentage of enterprises with the need to obtain or develop new skills by size class (1997-1999) (trng_ent08s)
-   Enterprises that needed to obtain or develop new skills in the period 1997-1999 by size and by the main ways used t(...) (trng_ent08as)
-   Enterprises with a training plan including CVT as % of all enterprises, by type of training and size class (trng_ent09s)
-   Percentage of enterprises with a training plan including CVT, by reason for having this plan, by type of training a(...) (trng_ent10s)
-   Percentage of enterprises without a training plan including CVT, by reason for not having this plan, by type of tra(...) (trng_ent11s)
-   Enterprises with a training budget including provision for CVT as % of all enterprises, by type of training and siz(...) (trng_ent12s)
-   Enterprises with a training centre used exclusively or partly for CVT as % of all enterprises, by type of training (...) (trng_ent13s)
-   Enterprises with an agreement on CVT as % of all enterprises, by type of training, by type of agreement and size class (trng_ent14s)
-   Enterprises evaluating the effect of CVT courses as % of all enterprises providing CVT courses, by NACE (trng_ent15s)
-   Percentage of enterprises evaluating the effect of CVT courses, by type of evaluation and size class (trng_ent16s)
-   Percentage of enterprises not evaluating the effect of CVT courses, by reason for not evaluating and size class (trng_ent17s)
-   Percentage of enterprises undergoing technological or structural changes by size class (trng_ent18s)
-   Percentage of enterprises providing continuing vocational training (CVT) by size class (1997-1998) (trng_ent19s)
-   Enterprises with planned provision of CVT in 2000/2001 by size and type of training (%) (trng_ent20s)
-   Enterprises providing CVT courses by percentage of participation of employees, by size class and occupational group (%) (trng_ent22s)




































 Participants in CVT courses by NACE, size class and sex (trng_part)


































-   Percentage of employees (all enterprises) participating in CVT courses, by sex and NACE Rev. 1.1 (trng_part01n)
-   Percentage of employees (all enterprises) participating in CVT courses, by sex and size class (trng_part01s)
-   Percentage of employees (only enterprises with CVT courses) participating in CVT courses, by sex and NACE Rev. 1.1 (trng_part02n)


-  Percentage of employees (only enterprises with CVT courses) participating in CVT courses, by sex and size class (trng_part02s)
-  Percentage of employees in enterprises with and without a joint CVT agreement participating in CVT courses, by NACE(...) (trng_part03n)
-  Percentage of employees in enterprises with and without a joint CVT agreement participating in CVT courses, by size(...) (trng_part03s)
-  Percentage of employees in enterprises with and without 'new technologies' participating in CVT courses, by NACE Re(...) (trng_part04n)
-  Percentage of employees in enterprises with and without 'new technologies' participating in CVT courses, by size class (trng_part04s)
-  Costs of CVT courses by NACE and size class (trng_cost)
 -  Cost of CVT courses as % of total labour cost (all enterprises), by type of cost and NACE Rev. 1.1 (trng_cost01n)
 -  Cost of CVT courses as % of total labour cost (all enterprises), by type of cost and size class (trng_cost01s)
 -  Cost of CVT courses per participant, by type of cost and NACE Rev. 1.1 (trng_cost02n)
 -  Cost of CVT courses per participant, by type of cost and size class (trng_cost02s)
 -  Cost of CVT courses per employee (only enterprises with CVT courses), by type of cost and NACE Rev. 1.1 (trng_cost03n)
 -  Cost of CVT courses per employee (only enterprises with CVT courses), by type of cost and size class (trng_cost03s)
 -  Cost of CVT courses per training hour, by type of cost and NACE Rev. 1.1 (trng_cost04n)
 -  Cost of CVT courses per training hour, by type of cost and size class (trng_cost04s)
 -  Percentage of direct cost of CVT courses, by type of direct cost (trng_cost05)
 -  Structure of costs of CVT courses per employee in enterprises with CVT courses (PPS) (trng_cost07)
 -  Structure of costs of CVT courses per participant (PPS) (trng_cost08)
 -  Cost of CVT courses per employee (all enterprises), by type of cost and NACE Rev. 1.1 (trng_cost09n)
 -  Cost of CVT courses per employee (all enterprises), by type of cost and size class (trng_cost09s)
-  Hours spent on CVT courses by NACE, size class and sex (trng_hour)
 -  Hours in CVT courses per participant, by sex and NACE Rev. 1.1 (trng_hour01n)
 -  Hours in CVT courses per participant, by sex and size class (trng_hour01s)
 -  Percentage of the total hours in external CVT courses, by training provider and NACE Rev. 1.1 (trng_hour03n)
 -  Percentage of the total hours in external CVT courses, by training provider and size class (trng_hour03s)
 -  Percentage of the total hours in CVT courses, by field of training and NACE Rev. 1.1 (trng_hour04n)
 -  Percentage of the total hours in CVT courses, by field of training and size class (trng_hour04s)
 -  Hours in CVT courses per employee (all enterprises), by sex and NACE Rev. 1.1 (trng_hour05n)
 -  Hours in CVT courses per employee (all enterprises), by sex and size class (trng_hour05s)
 - Hours in CVT courses per 1 000 hours worked (all enterprises), by NACE Rev. 1.1 (trng_hour06n)
 - Hours in CVT courses per 1 000 hours worked (all enterprises), by size class (trng_hour06s)
 - Percentage of the total hours in CVT courses, by type of course and NACE Rev. 1.1 (trng_hour07n)








-  Percentage of the total hours in CVT courses, by type of course and size class (trng_hour07s)
-  Hours in CVT courses per 1 000 hours worked (only enterprises with CVT courses), by NACE Rev. 1.1 (trng_hour08n)
-  Hours in CVT courses per 1 000 hours worked (only enterprises with CVT courses), by size class (trng_hour08s)
-  Hours in CVT courses per employee in enterprises with and without a joint CVT agreement, by NACE Rev. 1.1 (trng_hour09n)
-  Hours in CVT courses per employee in enterprises with and without a joint CVT agreement, by size class (trng_hour09s)
-  Hours in CVT courses per employee in enterprises with and without 'new technologies', by NACE Rev. 1.1 (trng_hour10n)
-  Hours in CVT courses per employee in enterprises with and without 'new technologies', by size class (trng_hour10s)
-  Employees in enterprises by NACE, size class and sex (trng_empl)
 -  Percentage of employees in all enterprises by type of training, sex and NACE Rev. 1.1 (trng_empl01n)
 -  Percentage of employees in all enterprises by type of training, sex and size class (trng_empl01s)
-  Labour market (labour)
 -  Employment and unemployment (Labour force survey) (employ)
 -  LFS main indicators (lfsi)
 -  Employment and activity - LFS adjusted series (lfsi_emp)
 -  Employment and activity by sex and age - annual data (lfsi_emp_a)
 -  Employment and activity by sex and age - quarterly data (lfsi_emp_q)
 -  Employment by educational attainment level - annual data (lfsi_educ_a)
 -  Employment by educational attainment level - quarterly data (lfsi_educ_q)
 -  Part-time employment and temporary contracts - annual data (lfsi_pt_a)
 -  Part-time employment and temporary contracts - quarterly data (lfsi_pt_q)
 -  Absence from work by main reason, sex and age group - quarterly data (lfsi_abs_q)
 -  Weekly absences from work, by sex and age - weekly data (lfsi_abs_w)
 -  Index of total actual hours worked in the main job by sex and age group (2006 = 100) - quarterly data (lfsi_ahw_q)
 -  Recent job starters by sex and age - quarterly data (lfsi_sta_q)
 -  Realised sample size - monthly data (lfsi_siz_m)
 -  Duration of working life - annual data (lfsi_dwl_a)
 -  Unemployment - LFS adjusted series (une)
 -  Unemployment by sex and age – annual data (une_rt_a)
 -  Unemployment by sex and age – quarterly data (une_rt_q)
 -  Unemployment by sex and age – monthly data (une_rt_m)
 -  Long-term unemployment by sex - annual data (une_ltu_a)
 -  Long-term unemployment by sex - quarterly data (une_ltu_q)
 -  Unemployment by sex, age and educational attainment - annual data (une_educ_a)
 -  Unemployment by sex, age and educational attainment - quarterly data (une_educ_q)
 -  Supplementary indicators to unemployment - annual data (lfsi_sup_a)
 - Supplementary indicators to unemployment - quarterly data (lfsi_sup_q)
 - Labour market slack by sex and age - annual data (lfsi_sla_a)
 - Labour market slack by sex and age - quarterly data (lfsi_sla_q)
 - Young people aged 15-24 neither in employment nor in education and training (NEET), by sex - annual data (lfsi_neet_a)

-  Young people aged 15-24 neither in employment nor in education and training (NEET), by sex - quarterly data (lfsi_neet_q)
-  Recent job leavers by sex and age - quarterly data (lfsi_lea_q)
-  Population in jobless households - annual data (lfsi_jhh_a)
-  Labour market transitions - LFS longitudinal data (lfsi_long)
 -  Labour market transitions – annual data (lfsi_long_a)
 -  Labour market transitions - quarterly data (lfsi_long_q)
 -  Outflows of employment to inactivity, by type of inactivity (lfsi_long_e10)
 -  Transition from unemployment to employment by sex, age and duration of unemployment - annual averages of quarterly (...) (lfsi_long_e01)
 -  Transition from unemployment to employment by sex, age and previous work experience - annual averages of quarterly (...) (lfsi_long_e02)
 -  Transition from unemployment to employment by sex, age and degree of urbanisation - annual averages of quarterly tr(...) (lfsi_long_e03)
 -  Transition from employment to unemployment by sex, age and degree of urbanisation - annual averages of quarterly t(...) (lfsi_long_e04)
 -  Transition from employment to unemployment by sex, age and type of contract - annual averages of quarterly transit(...) (lfsi_long_e05)
 -  Transition from inactivity to employment by sex, age and labour market attachment- annual averages of quarterly tra(...) (lfsi_long_e06)
 -  Job-to-job transitions by sex and age - annual averages of quarterly transitions, estimated probabilities (lfsi_long_e07)
 -  Transition from part-time work to full-time work by sex and age - annual averages of quarterly transitions, estimat(...) (lfsi_long_e08)
 -  Transition from fixed term contracts to permanent contracts by sex and age - annual averages of quarterly transitio(...) (lfsi_long_e09)
-  LFS series - detailed quarterly survey results (from 1998 onwards) (lfsq)
 -  Population - LFS series (lfsq_pop)
 -  Population by sex, age, citizenship and labour status (1 000) (lfsq_pganws)
 -  Population by sex, age, country of birth and labour status (1 000) (lfsq_pgacws)
 -  Population by sex, age and educational attainment level (1 000) (lfsq_pgaed)
 -  Population by sex, age and participation in education and training (last 4 weeks) (1 000) (lfsq_pgaied)
 -  Activity and activity rates - LFS series (lfsq_act)
 -  Active population by sex, age and citizenship (1 000) (lfsq_agan)
 -  Active population by sex, age and country of birth (1 000) (lfsq_agacob)
 -  Active population by sex, age and educational attainment level (1 000) (lfsq_agaed)
 -  Activity rates by sex, age and citizenship (%) (lfsq_argan)
 -  Activity rates by sex, age and country of birth (%) (lfsq_argacob)
 -  Activity rates by sex, age and educational attainment level (%) (lfsq_argaed)
 -  Employment - LFS series (lfsq_emp)
 -  Employment by sex, age and citizenship (1 000) (lfsq_egan)
 -  Employment by sex, age and country of birth (1 000) (lfsq_egacob)
 -  Employment by sex, age and educational attainment level (1 000) (lfsq_egaed)
 -  Employment by sex, age and professional status (1 000) (lfsq_egaps)
 -  Employment by sex, age and economic activity (from 2008 onwards, NACE Rev. 2) - 1 000 (lfsq_egan2)
 -  Employment by sex, age and economic activity (1998-2008, NACE Rev. 1.1) - 1 000 (lfsq_egana)
 -  Employment by sex, age and detailed economic activity (from 2008 onwards, NACE Rev. 2 two digit level) - 1 000 (lfsq_egan22d)



-  Employment by sex, age and detailed economic activity (1998-2008, NACE Rev. 1.1 two digit level) - 1 000 (lfsq_egana2d)
-  Employment by sex, age, time since job started and economic activity (from 2008 onwards, NACE Rev. 2) - 1 000 (lfsq_egdn2)
-  Employment by occupation and economic activity (from 2008 onwards, NACE Rev. 2) - 1 000 (lfsq_eisn2)
-  Employment by sex, age, professional status and occupation (1 000) (lfsq_egais)
-  Employment by sex, age, professional status and full-time/part-time (1 000) (lfsq_egtpt)
-  Employment by sex, occupation and educational attainment level (1 000) (lfsq_egised)
-  Employment rates - LFS series (lfsq_emprt)
 -  Employment rates by sex, age and citizenship (%) (lfsq_ergan)
 -  Employment rates by sex, age and country of birth (%) (lfsq_ergacob)
 -  Employment rates by sex, age and educational attainment level (%) (lfsq_ergaed)
-  Self employed - LFS series (lfsq_empself)
 -  Self-employment by sex, age and educational attainment level (1 000) (lfsq_esgaed)
 -  Self-employment by sex, age and economic activity (from 2008 onwards, NACE Rev. 2) - 1 000 (lfsq_esgan2)
 -  Self-employment by sex, age and economic activity (1998-2008, NACE Rev. 1.1) - 1 000 (lfsq_esgana)
 -  Self-employment by sex, age and occupation (1 000) (lfsq_esgais)
-  Employees - LFS series (lfsq_emppaid)
 -  Employees by sex, age and educational attainment level (1 000) (lfsq_eegaed)
 -  Employees by sex, age and economic activity (from 2008 onwards, NACE Rev. 2) - 1 000 (lfsq_eegan2)
 -  Employees by sex, age and economic activity (1998-2008, NACE Rev. 1.1) - 1 000 (lfsq_eegana)
 -  Employees by sex, age and occupation (1 000) (lfsq_eegais)
-  Temporary employment - LFS series (lfsq_emptemp)
 -  Temporary employees by sex, age and educational attainment level (1 000) (lfsq_etgaed)
 -  Temporary employees by sex, age and economic activity (from 2008 onwards, NACE Rev. 2) - 1 000 (lfsq_etgan2)
 -  Temporary employees by sex, age and economic activity (1998-2008, NACE Rev. 1.1) - 1 000 (lfsq_etgana)
 -  Temporary employees by sex, age and occupation (1 000) (lfsq_etgais)
 -  Temporary employees by sex, age and duration of the work contract (1 000) (lfsq_etgadc)
 -  Temporary employees as a percentage of the total number of employees, by sex and age (%) (lfsq_etpga)
-  Full-time and part-time employment - LFS series (lfsq_emptpt)
 -  Full-time and part-time employment by sex, age and educational attainment level (1 000) (lfsq_epgaed)
 -  Full-time and part-time employment by sex and economic activity (from 2008 onwards, NACE Rev. 2) - 1 000 (lfsq_epgan2)
 -  Full-time and part-time employment by sex and economic activity (1998-2008, NACE Rev. 1.1) - 1 000 (lfsq_epgana)
 -  Full-time and part-time employment by sex, age and occupation (1 000) (lfsq_epgais)
 -  Part-time employment as a percentage of the total employment, by sex and age (%) (lfsq_eppga)
-  Population in employment having a second job - LFS series (lfsq_emp2job)
 -  Employed persons having a second job by sex, age and educational attainment level (1 000) (lfsq_e2ged)

-  Employed persons having a second job by sex, age and professional status of both jobs (1 000) (lfsq_e2gps)
-  Employed persons having a second job by sex, age and occupation in the first job (1 000) (lfsq_e2gis)
-  Working time - LFS series (lfsq_wrktime)
 -  Average number of usual weekly hours of work in main job, by sex, professional status, full-time/part-time and econ(...) (lfsq_ewhun2)
 -  Average number of usual weekly hours of work in main job, by sex, professional status, full-time/part-time and econ(...) (lfsq_ewhuna)
 -  Average number of usual weekly hours of work in main job, by sex, professional status, full-time/part-time and occu(...) (lfsq_ewhuis)
 -  Average number of actual weekly hours of work in main job, by sex, professional status, full-time/part-time and eco(...) (lfsq_ewhan2)
 -  Average number of actual weekly hours of work in main job, by sex, professional status, full-time/part-time and eco(...) (lfsq_ewhana)
 -  Average number of actual weekly hours of work in main job, by sex, professional status, full-time/part-time and occ(...) (lfsq_ewhais)
 -  Average number of actual weekly hours of work in the second job, by sex, professional status, economic activity and(...) (lfsq_ewh2n2)
 -  Average number of actual weekly hours of work in the second job, by sex, professional status, economic activity and(...) (lfsq_ewh2na)
-  Total unemployment - LFS series (lfsq_unemp)
 -  Unemployment rates by sex, age and citizenship (%) (lfsq_urgan)
 -  Unemployment rates by sex, age and country of birth (%) (lfsq_urgacob)
 -  Unemployment rates by sex, age and educational attainment level (%) (lfsq_urgaed)
 -  Unemployment by sex, age and citizenship (1 000) (lfsq_ugan)
 -  Unemployment by sex, age and country of birth (1 000) (lfsq_ugacob)
 -  Unemployment by sex, age and duration of unemployment (1 000) (lfsq_ugad)
 -  Unemployed by sex, age and type of employment sought (1 000) (lfsq_ugates)
 -  Previous occupations of the unemployed, by sex (1 000) (lfsq_ugpis)
 -  Methods used for seeking work- Percentage of unemployed who declared having used a given method, by sex (%) (lfsq_ugmsw)
 -  Long-term unemployment (12 months or more) as a percentage of the total unemployment, by sex and age (%) (lfsq_upgal)
 -  Supplementary indicators to unemployment by sex and age (lfsq_sup_age)
 -  Supplementary indicators to unemployment by sex and educational attainment level (lfsq_sup_edu)
-  Inactivity - LFS series (lfsq_inac)
 -  Inactive population by sex, age and citizenship (1 000) (lfsq_igan)
 -  Inactive population by sex, age and country of birth (1 000) (lfsq_igacob)
 -  Inactive population by sex, age and educational attainment level (1 000) (lfsq_igaed)
 -  Inactive population not seeking employment by sex, age and willingness to work (1 000) (lfsq_igaww)
 -  Inactive population as a percentage of the total population, by sex and age (%) (lfsq_ipga)
-  LFS series - detailed annual survey results (lfsa)
 -  Population - LFS series (lfsa_pop)
 -  Population by sex, age, citizenship and labour status (1 000) (lfsa_pganws)
 -  Population by sex, age, country of birth and labour status (lfsa_pgacws)
 -  Population by sex, age and educational attainment level (1 000) (lfsa_pgaed)
 -  Population by sex, age and participation in education and training (last 4 weeks) (1 000) (lfsa_pgaiad)






 Activity and activity rates - LFS series (lfsa_act)

-  ZIP Active population by sex, age and citizenship (1 000) (lfsa_agan)
-  ZIP Active population by sex, age and educational attainment level (1 000) (lfsa_agaed)
-  ZIP Activity rates by sex, age and citizenship (%) (lfsa_argan)
-  ZIP Activity rates by sex, age, educational attainment level and citizenship (lfsa_argaedn)
-  ZIP Activity rates by sex, age and country of birth (%) (lfsa_argacob)
-  ZIP Activity rates by sex, age, educational attainment level and country of birth (lfsa_argaedcob)
-  ZIP Activity rates by sex, age and educational attainment level (%) (lfsa_argaed)


 Employment - LFS series (lfsa_emp)

-  ZIP Employment by sex, age and citizenship (1 000) (lfsa_egan)
-  ZIP Employment by sex, age and educational attainment level (1 000) (lfsa_egaed)
-  ZIP Employment by sex, age and professional status (1 000) (lfsa_egaps)
-  ZIP Employment by sex, age and economic activity (from 2008 onwards, NACE Rev. 2) - 1 000 (lfsa_egan2)
-  ZIP Employment by sex, age and economic activity (1983-2008, NACE Rev. 1.1) (1 000) (lfsa_egana)
-  ZIP Employment by sex, age and detailed economic activity (from 2008 onwards, NACE Rev. 2 two digit level) - 1 000 (lfsa_egan22d)
-  ZIP Employment by sex, age and detailed economic activity (1992-2008, NACE Rev. 1.1 two digit level) (1 000) (lfsa_egana2d)
-  ZIP Employment by sex, age, time since job started and economic activity (from 2008 onwards, NACE Rev. 2) - 1 000 (lfsa_egdn2)
-  ZIP Employment by occupation and economic activity (from 2008 onwards, NACE Rev. 2) - 1 000 (lfsa_eisn2)
-  ZIP Employment by sex, age, professional status and occupation (1 000) (lfsa_egais)
-  ZIP Employment by sex, age, professional status and full-time/part-time (1 000) (lfsa_efpt)
-  ZIP Employment by sex, occupation and educational attainment level (1 000) (lfsa_egised)
-  ZIP Employed persons working from home as a percentage of the total employment, by sex, age and professional status (%) (lfsa_ehomp)
-  ZIP Newly employed (share of people in current job for 12 months or less, in total employment) by age, professional sta(...) (lfsa_enewasn)
-  ZIP Newly employed (share of people in current job for 12 months or less, in total employment) by age, professional sta(...) (lfsa_enewasc)
-  ZIP Employment by sex, age and job tenure (lfsa_egad)
-  ZIP Employment by sex, age, professional status and job tenure (lfsa_egasjt)
-  ZIP Employment by sex, age and European socio-economic group (lfsa_esegg)
-  ZIP Employment by age and European socio-economic group (lfsa_esega)
-  ZIP Employment by educational attainment level, age and European socio-economic group (lfsa_eseged)
-  ZIP Employment by NACE Rev. 2 activity, age and European socio-economic group (lfsa_esegn2)

 Employment rates - LFS series (lfsa_emprt)

































-  ZIP Employment rates by sex, age and citizenship (%) (lfsa_ergan)
-  ZIP Employment rates by sex, age, educational attainment level and citizenship (lfsa_ergaedn)
-  ZIP Employment rates by sex, age and country of birth (%) (lfsa_ergacob)
-  ZIP Employment rates by sex, age, educational attainment level and country of birth (lfsa_ergaedcob)
-  ZIP Employment rates by sex, age and educational attainment level (%) (lfsa_ergaed)



 Self employed - LFS series (lfsa_empsel)


-  ZIP Self-employment by sex, age and citizenship (1 000) (lfsa_esgan)

































-  Self-employment by sex, age and country of birth (1 000) (lfsa_esgacob)
-  Self-employment by sex, age and educational attainment level (1 000) (lfsa_esgaed)
-  Self-employment by sex, age and economic activity (from 2008 onwards, NACE Rev. 2) - 1 000 (lfsa_esgan2)
-  Self-employment by sex, age and economic activity (1983-2008, NACE Rev. 1.1) - 1 000 (lfsa_esgana)
-  Self-employment by sex, age and occupation (1 000) (lfsa_esgais)
-  Employees - LFS series (lfsa_emppaid)
 -  Employees by sex, age and educational attainment level (1 000) (lfsa_eegaed)
 -  Employees by sex, age and economic activity (from 2008 onwards, NACE Rev. 2) - 1 000 (lfsa_eegan2)
 -  Employees by sex, age and economic activity (1983-2008, NACE Rev. 1.1) (1 000) (lfsa_eegana)
 -  Employees by sex, age and occupation (1 000) (lfsa_eegais)
 -  Employees who could not find a permanent or full-time job, by sex and age (lfsa_eetpgar)
-  Temporary employment - LFS series (lfsa_emptemp)
 -  Temporary employees by sex, age and educational attainment level (1 000) (lfsa_etgaed)
 -  Temporary employees by sex, age and economic activity (from 2008 onwards, NACE Rev. 2) - 1 000 (lfsa_etgan2)
 -  Temporary employees by sex, age and economic activity (1983-2008, NACE Rev. 1.1) - 1 000 (lfsa_etgana)
 -  Temporary employees by sex, age and occupation (1 000) (lfsa_etgais)
 -  Temporary employees by sex, age and main reason (lfsa_etgar)
 -  Temporary employees by sex, age and duration of the work contract (1 000) (lfsa_etgadc)
 -  Temporary employees as percentage of the total number of employees, by sex, age and citizenship (%) (lfsa_etpgan)
 -  Temporary employees as percentage of the total number of employees, by sex, age and country of birth (%) (lfsa_etpgacob)
 -  Employees by type of employment contract, age and European socio-economic group (lfsa_esegt)
-  Full-time and part-time employment - LFS series (lfsa_empftpt)
 -  Full-time and part-time employment by sex, age and educational attainment level (1 000) (lfsa_epgaed)
 -  Full-time and part-time employment by sex and economic activity (from 2008 onwards, NACE Rev. 2) - 1 000 (lfsa_epgan2)
 -  Full-time and part-time employment by sex and economic activity (1983-2008, NACE Rev. 1.1) (1 000) (lfsa_epgana)
 -  Full-time and part-time employment by sex, age and economic activity - NACE A10 (from 2008 onwards, NACE Rev. 2) - 1 000 (lfsa_epgn62)
 -  Full-time and part-time employment by sex, age and economic activity - NACE A6 (1983-2008, NACE Rev. 1.1) (1 000) (lfsa_epgan6)
 -  Full-time and part-time employment by sex, age and occupation (1 000) (lfsa_epgais)
 -  Main reason for part-time employment - Distributions by sex and age (%) (lfsa_epgar)
 -  Part-time employment as percentage of the total employment, by sex and age (%) (lfsa_eppga)
 -  Part-time employment as percentage of the total employment, by sex, age and citizenship (%) (lfsa_eppgan)
 -  Part-time employment as percentage of the total employment, by sex, age and country of birth (%) (lfsa_eppgacob)
 -  Involuntary part-time employment as percentage of the total part-time employment, by sex and age (%) (lfsa_eppgai)

-  Employment by working time, age and European socio-economic group (lfsa_esegp)
-  Population in employment having a second job - LFS series (lfsa_emp2job)
 -  Employed persons having a second job by sex, age and educational attainment level (1 000) (lfsa_e2ged)
 -  Employed persons having a second job by sex, age and professional status of both jobs (1 000) (lfsa_e2gps)
 -  Employed persons having a second job by sex, age and occupation in the first job (1 000) (lfsa_e2gis)
-  Population in employment working during unsocial hours - LFS series (lfsa_empasoc)
 -  Employees working shifts as a percentage of the total of employees, by sex and age (%) (lfsa_ewpshi)
 -  Employed persons working on Saturdays as a percentage of the total employment, by sex, age and professional status (%) (lfsa_ewpsat)
 -  Employed persons working on Sundays as a percentage of the total employment, by sex, age and professional status (%) (lfsa_ewpsun)
 -  Employed persons working at nights as a percentage of the total employment, by sex, age and professional status (%) (lfsa_ewpnig)
 -  Employed persons working in the evenings as a percentage of the total employment, by sex, age and professional stat(...) (lfsa_ewpeve)
 -  Employment at atypical working time as a percentage of the total employment, by age and European socio-economic group (lfsa_esegatyp)
-  Working time - LFS series (lfsa_wrktime)
 -  Average number of usual weekly hours of work in main job, by sex, professional status, full-time/part-time and econ(...) (lfsa_ewhun2)
 -  Average number of usual weekly hours of work in main job, by sex, professional status, full-time/part-time and econ(...) (lfsa_ewhuna)
 -  Average number of usual weekly hours of work in main job, by sex, professional status, full-time/part-time and occu(...) (lfsa_ewhuis)
 -  Average number of actual weekly hours of work in main job, by sex, professional status, full-time/part-time and eco(...) (lfsa_ewhan2)
 -  Average number of actual weekly hours of work in main job, by sex, professional status, full-time/part-time and eco(...) (lfsa_ewhana)
 -  Average number of actual weekly hours of work in main job, by sex, professional status, full-time/part-time and occ(...) (lfsa_ewhais)
 -  Average number of actual weekly hours of work in the second job, by sex, professional status, economic activity and(...) (lfsa_ewh2n2)
 -  Average number of actual weekly hours of work in the second job, by sex, professional status, economic activity and(...) (lfsa_ewh2na)
-  Total unemployment - LFS series (lfsa_unemp)
 -  Unemployment rates by sex, age and citizenship (%) (lfsa_urgan)
 -  Unemployment rates by sex, age and country of birth (%) (lfsa_urgacob)
 -  Unemployment rates by sex, age and educational attainment level (%) (lfsa_urgaed)
 -  Unemployment by sex, age and citizenship (1 000) (lfsa_ugan)
 -  Unemployment by sex, age and duration of unemployment (1 000) (lfsa_ugad)
 -  Unemployment by sex, age, duration of unemployment and distinction registration/benefits (%) (lfsa_ugadra)
 -  Unemployment by sex, age and type of employment sought (1 000) (lfsa_ugates)
 -  Previous occupations of the unemployed, by sex (1 000) (lfsa_ugpis)
 -  Methods used for seeking work- Percentage of unemployed who declared having used a given method, by sex (%) (lfsa_ugmsw)

-  Long-term unemployment (12 months or more) as a percentage of the total unemployment, by sex, age and citizenship (%) (lfsa_upgan)
-  Long-term unemployment (12 months or more) as a percentage of the total unemployment, by sex, age and country of bi(...) (lfsa_upgacob)
-  Supplementary indicators to unemployment by sex and age (lfsa_sup_age)
-  Supplementary indicators to unemployment by sex and educational attainment level (lfsa_sup_edu)
-  Supplementary indicators to unemployment by sex and citizenship (lfsa_sup_nat)
-  Supplementary indicators to unemployment by sex and country of birth (lfsa_sup_cob)
-  Inactivity - LFS series (lfsa_inac)
 -  Inactive population by sex, age and citizenship (1 000) (lfsa_igan)
 -  Inactive population by sex, age and educational attainment level (1 000) (lfsa_igaed)
 -  Inactive population not seeking employment by sex, age and willingness to work (1 000) (lfsa_igaww)
 -  Inactive population not seeking employment by sex, age and main reason (lfsa_igar)
 -  Inactive population as a percentage of the total population, by sex and age (%) (lfsa_ipga)
-  Quality of employment (lfsa_qoe)
 -  Long working hours in main job by sex, age, professional status and occupation (lfsa_qoe_3a2)
 -  Weekly working hours by sex, age, professional status and occupation (lfsa_qoe_3a4)
 -  Work on weekends by sex, age, professional status and occupation (lfsa_qoe_3b3)
 -  Job tenure by sex, age, professional status and occupation (lfsa_qoe_4a2)
 -  Temporary employment agency workers by sex, age and NACE Rev. 1.1 activity (lfsa_qoe_4a6r1)
 -  Temporary employment agency workers by sex, age and NACE Rev. 2 activity (lfsa_qoe_4a6r2)
 -  Precarious employment by sex, age and NACE Rev. 1.1 activity (lfsa_qoe_4ax1r1)
 -  Precarious employment by sex, age and NACE Rev. 2 activity (lfsa_qoe_4ax1r2)
-  LFS series - Specific topics (lfst)
 -  Households statistics - LFS series (lfst_hh)
 -  Population by household composition and number of children or age of youngest child (lfst_hh_p)
 -  Number of persons by sex, age groups, household composition and working status (1 000) (lfst_hhindws)
 -  Number of persons by sex, age groups, household composition and educational attainment level (1 000) (lfst_hhinded)
 -  Number of adults by sex, age groups, number of children, age of youngest child and working status (1 000) (lfst_hhacwnc)
 -  Number of adults by sex, age groups, number of children, age of youngest child and educational attainment level (1 000) (lfst_hhacednc)
 -  Number of adults by sex, age groups, number of children, age of youngest child and household composition (1 000) (lfst_hhaceday)
 -  Employment by household composition (lfst_hh_e)
 -  Employment rate by sex, age groups, educational attainment level and household composition (%) (lfst_hheredy)
 -  Percentage of self-employed by sex, age groups and household composition (lfst_hhsety)
 -  Percentage of part-time employment by sex, age groups and household composition (lfst_hhptety)
 -  Percentage of temporary contracts by sex, age groups and household composition (lfst_hhtemy)
 -  Percentage of employed people having a second job by sex, age groups and household composition (lfst_hh2jty)

-  Percentage of employed people working at home by sex, age groups and household composition (lfst_hhwahty)
-  Employment by number of children and age of youngest child (lfst_hh_k)
 -  Employment rate of adults by sex, age groups, educational attainment level, number of children and age of youngest (...) (lfst_hheredch)
 -  Percentage of self-employed adults by sex, age groups, number of children and age of youngest child (lfst_hhsechi)
 -  Percentage of part-time employment of adults by sex, age groups, number of children and age of youngest child (lfst_hhpptechi)
 -  Percentage of temporary contracts for adults by sex, age groups, number of children and age of youngest child (lfst_hhthemchi)
 -  Percentage of employed adults having a second job by sex, age groups, number of children and age of the youngest child (lfst_hh2jchi)
 -  Percentage of employed adults working at home by sex, age groups, number of children and age of youngest child (lfst_hhwahchi)
-  Working status within households (lfst_hh_s)
 -  Number of persons by working status within households and household composition (1 000) (lfst_hhwhnpt)
 -  Average number of children per household by working status within households and household composition (lfst_hhwhchit)
 -  Number of adults by working status within households, number of children and age of youngest child (1 000) (lfst_hhwhacc)
-  Number and size of households (lfst_hh_n)
 -  Number of private households by household composition, number of children and age of youngest child (1 000) (lfst_hhnhtych)
 -  Number of private households by household composition, number of children and working status within households (1 000) (lfst_hhnhwhct)
 -  Average number of persons per household by household composition, number of children and age of youngest child (lfst_hhantych)
 -  Average number of persons per household by household composition, number of children and working status within hous(...) (lfst_hhanwhct)
-  LFS regional series (lfst_r)
 -  Regional population and economically active population - LFS annual series (lfst_r_lfpop)
 -  Population by sex, age, citizenship, labour status and NUTS 2 regions (lfst_r_lfsd2pwn)
 -  Population by sex, age, country of birth, labour status and NUTS 2 regions (lfst_r_lfsd2pwc)
 -  Population aged 15 and over by sex, age and NUTS 2 regions (1 000) (lfst_r_lfsd2pop)
 -  Economically active population by sex, age and NUTS 2 regions (1 000) (lfst_r_lfp2act)
 -  Activity rates by sex, age, educational attainment level, citizenship and NUTS 2 regions (lfst_r_lfp2actrtn)
 -  Activity rates by sex, age, educational attainment level, country of birth and NUTS 2 regions (lfst_r_lfp2actrc)
 -  Economic activity rates by sex, age and NUTS 2 regions (%) (lfst_r_lfp2actrt)
 -  Economically active population by sex, age, educational attainment level and NUTS 2 regions (1 000) (lfst_r_lfp2acedu)
 -  Regional employment - LFS annual series (lfst_r_lfemp)
 -  Employment by sex, age and NUTS 2 regions (1 000) (lfst_r_lfe2emp)
 -  Employment by age, economic activity and NUTS 2 regions (NACE Rev. 2) - 1 000 (lfst_r_lfe2en2)
 -  Employment by age, economic activity and NUTS 2 regions (1999-2008, NACE Rev. 1.1) - 1 000 (lfst_r_lfe2en1)

















-  Employment by age, professional status and NUTS 2 regions (1 000) (lfst_r_lfe2estat)
-  Employment by full-time/part-time, sex and NUTS 2 regions (1 000) (lfst_r_lfe2eftpt)
-  Employment by sex, age, educational attainment level and NUTS 2 regions (1 000) (lfst_r_lfe2eedu)
-  Employment and commuting by sex, age and NUTS 2 regions (lfst_r_lfe2ecomm)
-  Employment by sex, age, job tenure and NUTS 2 regions (lfst_r_egad)
-  Employment rates by sex, age, educational attainment level, citizenship and NUTS 2 regions (lfst_r_lfe2emprtn)
-  Employment rates by sex, age, educational attainment level, country of birth and NUTS 2 regions (lfst_r_lfe2emprc)
-  Employment rates by sex, age and NUTS 2 regions (%) (lfst_r_lfe2emprt)
-  Average number of usual weekly hours of work in main job by sex, age and NUTS 2 regions (hours) (lfst_r_lfe2ehour)
-  Regional unemployment - LFS annual series (lfst_r_lfu)
 -  Unemployment by sex, age and NUTS 2 regions (1 000) (lfst_r_lfu3pers)
 -  Unemployment rates by sex, age and NUTS 2 regions (%) (lfst_r_lfu3rt)
 -  Long-term unemployment (12 months and more) by NUTS 2 regions (lfst_r_lfu2ltu)
 -  Unemployment by sex, age, country of birth and NUTS 2 regions (lfst_r_lfu2gac)
 -  Unemployment rates by sex, age, country of birth and NUTS 2 regions (lfst_r_lfu2gac)
 -  Unemployment by sex, age, citizenship and NUTS 2 regions (lfst_r_lfu2gan)
 -  Unemployment rates by sex, age, citizenship and NUTS 2 regions (lfst_r_lfu2gan)
-  Regional labour market disparities - LFS series and LFS adjusted series (lfst_r_lmd)
 -  Regional disparities in employment rates (NUTS level 2, NUTS level 3) (lfst_r_lmdr)
 -  Regional disparities in unemployment rates (NUTS level 2, NUTS level 3) (lfst_r_lmdur)
 -  Regional disparities in gender employment gap (NUTS level 2) (lfst_r_lmdgeg)
 -  Regional disparities in long-term unemployment rates (NUTS level 2) (lfst_r_lmdlts)
 -  Regional disparities in the rate of early leavers from education and training (NUTS level 2) (lfst_r_edatd_16)
 -  Regional disparities in the rate of young people neither in employment nor in education and training (NEET) (NUTS I(...)) (lfst_r_edatd_22)
-  Regional labour market statistics by degree of urbanisation (lfst_r_lfurb)
 -  Activity rates by sex, age, educational attainment level, citizenship and degree of urbanisation (lfst_r_arednu)
 -  Activity rates by sex, age, educational attainment level, country of birth and degree of urbanisation (lfst_r_aredcobu)
 -  Employment rates by sex, age, educational attainment level, citizenship and degree of urbanisation (lfst_r_erednu)
 -  Employment rates by sex, age, educational attainment level, country of birth and degree of urbanisation (lfst_r_eredcobu)
 -  Employment rates by sex, age and degree of urbanisation (%) (lfst_r_ergau)
 -  Employment by sex, age, job tenure and degree of urbanisation (lfst_r_egadu)
 -  Part-time employment by sex, age, educational attainment level, country of birth and degree of urbanisation (lfst_r_e2pgaedcu)
 -  Part-time employment by sex, age, educational attainment level, citizenship and degree of urbanisation (lfst_r_e2pgaednu)
 -  Self-employment by sex, age, country of birth and degree of urbanisation (lfst_r_e2sgacu)
 -  Self-employment by sex, age, citizenship and degree of urbanisation (lfst_r_e2sganu)
 -  Temporary employees by sex, age, educational attainment level, country of birth and degree of urbanisation (lfst_r_e2tgaedcu)
 -  Temporary employees by sex, age, educational attainment level, citizenship and degree of urbanisation (lfst_r_e2tgaednu)

-  Unemployment rates by sex, age and degree of urbanisation (%) (lfst_r_urgau)
-  Unemployment by sex, age, country of birth and degree of urbanisation (lfst_r_lfu2gacu)
-  Unemployment rates by sex, age, country of birth and degree of urbanisation (lfst_r_lfur2gacu)
-  Unemployment by sex, age, citizenship and degree of urbanisation (lfst_r_lfu2ganu)
-  Unemployment rates by sex, age, citizenship and degree of urbanisation (lfst_r_lfur2ganu)
-  Number of households by degree of urbanisation and NUTS 2 regions (1 000) (lfst_r_lfsd2hh)
-  Population by sex, age, citizenship, labour status and degree of urbanisation (lfst_r_pgauwsn)
-  Population by sex, age, country of birth, labour status and degree of urbanisation (lfst_r_pgauwsc)
-  Annual population by sex, age, degree of urbanisation and labour status (1 000) (lfsa_pgauws)
-  Quarterly population by sex, age, degree of urbanisation and labour status (1 000) (lfsq_pgauws)
-  Labour mobility (lfst_lmb)
 -  EU/EFTA born population of working age who usually resides in another EU/EFTA country by country of birth and age (lfst_lmbpcoba)
 -  EU/EFTA born population of working age who usually resides in another EU/EFTA country by country of birth, age and sex (lfst_lmbpcobg)
 -  EU/EFTA born population of working age who usually resides in another EU/EFTA country by country of birth, age and (...) (lfst_lmbpcobed)
 -  Employment rate of EU/EFTA born population who usually resides in another EU/EFTA country by country of birth and age (lfst_lmbercoba)
 -  Employment rate of EU/EFTA born population who usually resides in another EU/EFTA country by country of birth, age (...) (lfst_lmbercobg)
 -  Employment rate of EU/EFTA born population who usually resides in another EU/EFTA country by country of birth, age (...) (lfst_lmbercobed)
 -  EU/EFTA citizens of working age who usually reside in another EU/EFTA country by citizenship and age (lfst_lmbpcita)
 -  EU/EFTA citizens of working age who usually reside in another EU/EFTA country by citizenship, age and sex (lfst_lmbpcitg)
 -  EU/EFTA citizens of working age who usually reside in another EU/EFTA country by citizenship, age and educational a(...) (lfst_lmbpcited)
 -  Employment rate of EU/EFTA citizens who usually reside in another EU/EFTA country by citizenship and age (lfst_lmbercita)
 -  Employment rate of EU/EFTA citizens who usually reside in another EU/EFTA country by citizenship, age and sex (lfst_lmbercitg)
 -  Employment rate of EU/EFTA citizens who usually reside in another EU/EFTA country by citizenship, age and education(...) (lfst_lmbercited)
-  Recent immigrants (lfst_rimg)
 -  Recent immigrants by sex, age and citizenship (lfst_rimgpnga)
 -  Recent immigrants by sex, age and country of birth (lfst_rimgpcga)
 -  Active recent immigrants by sex, age and citizenship (lfst_rimganga)
 -  Active recent immigrants by sex, age and country of birth (lfst_rimgacga)
 -  Employed recent immigrants by sex, age and citizenship (lfst_rimgenga)
 -  Employed recent immigrants by sex, age and country of birth (lfst_rimgecga)
-  LFS ad-hoc modules (lfso)
 -  2019. Work organisation and working time arrangements (lfso_19)













Flexibility of working time (Ifso_19fxwt)

-   Persons in employment by working time flexibility, educational attainment level and professional status (Ifso_19fxwt01)
-   Employees by working time flexibility, type of employment contract and size of firm (Ifso_19fxwt02)
-   Persons in employment by working time flexibility, economic activity (NACE Rev. 2) and occupation (Ifso_19fxwt03)
-   Persons in employment by level of difficulty to take one or two hours off at short notice, educational attainment l(...) (Ifso_19fxwt04)
-   Persons in employment by level of difficulty to take one or two hours off at short notice, household composition an(...) (Ifso_19fxwt05)
-   Persons in employment by level of difficulty to take one or two hours off at short notice, economic activity (NACE (...)) (Ifso_19fxwt06)
-   Persons in employment by level of difficulty to take one or two days of leave at short notice, educational attainme(...) (Ifso_19fxwt07)
-   Employees by level of difficulty to take one or two days of leave at short notice, type of employment contract and (...) (Ifso_19fxwt08)
-   Persons in employment by level of difficulty to take one or two days of leave at short notice, household compositio(...) (Ifso_19fxwt09)
-   Persons in employment by level of difficulty to take one or two days of leave at short notice, economic activity (N(...)) (Ifso_19fxwt10)
-   Persons in employment by frequency of adapting working time to fulfil work tasks, educational attainment level and (...) (Ifso_19fxwt11)
-   Employees by frequency of adapting working time to fulfil work tasks, type of employment contract and size of firm (Ifso_19fxwt12)
-   Persons in employment by frequency of adapting working time to fulfil work tasks, economic activity (NACE Rev. 2) a(...) (Ifso_19fxwt13)
-   Persons in employment by frequency of work-related contacts during leisure time (in last two months), educational a(...) (Ifso_19fxwt14)
-   Employees by frequency of work-related contacts during leisure time (in last two months), type of employment contra(...) (Ifso_19fxwt15)
-   Persons in employment by frequency of work-related contacts during leisure time (in last two months), economic acti(...) (Ifso_19fxwt16)

Methods at work (Ifso_19mtwk)





























-   Employees by recording presence or working hours, educational attainment level and size of firm (Ifso_19mtwk17)
-   Employees by recording presence or working hours, economic activity (NACE Rev. 2) and occupation (Ifso_19mtwk18)
-   Persons in employment by frequency of working under time pressure, educational attainment level and professional status (Ifso_19mtwk19)
-   Persons in employment by frequency of working under time pressure, size of firm and atypical working time (Ifso_19mtwk20)
-   Persons in employment by frequency of working under time pressure, economic activity (NACE Rev. 2) and occupation (Ifso_19mtwk21)
-   Average number of usual weekly hours of work in main job by frequency of working under time pressure and frequency (...) (Ifso_19mtwk22)
-   Persons in employment by job autonomy, educational attainment level and professional status (Ifso_19mtwk23)
-   Persons in employment by job autonomy, economic activity (NACE Rev. 2) and occupation (Ifso_19mtwk24)

Place of work (Ifso_19plwk)















-   Persons in employment by main place of work, educational attainment level and degree of urbanisation (Ifso_19plwk25)
-   Persons in employment by main place of work, frequency of working at other locations and working from home (Ifso_19plwk26)
-   Persons in employment by main place of work, economic activity (NACE Rev. 2) and occupation (Ifso_19plwk27)
-   Persons in employment by commuting time, educational attainment level and degree of urbanisation (Ifso_19plwk28)
-   Persons in employment by commuting time, household composition and working from home (Ifso_19plwk29)
-   Persons in employment by commuting time, economic activity (NACE Rev. 2) and occupation (Ifso_19plwk30)


























2018. Reconciliation between work and family life (Ifso_18)


Care responsibilities and childcare services (Ifso_18care)

-   Population by care responsibilities and labour status (Ifso_18cresls)
-   Population by care responsibilities and educational attainment level (Ifso_18cresed)
-   Population by care responsibilities and degree of urbanisation (Ifso_18cresdu)
-   Population by care responsibilities and household composition (Ifso_18creshc)
-   Population by care responsibilities and country of birth (Ifso_18crescb)
-   Population by care responsibilities and citizenship (Ifso_18cresnat)
-   Population with childcare responsibilities by use of childcare services and labour status (Ifso_18cusels)
-   Population with childcare responsibilities by use of childcare services and educational attainment level (Ifso_18cuseed)
-   Population with childcare responsibilities by use of childcare services and degree of urbanisation (Ifso_18cusedu)
-   Population with childcare responsibilities by use of childcare services and country of birth (Ifso_18cusecb)
-   Population with childcare responsibilities by use of childcare services and citizenship (Ifso_18cusenat)
-   Population with childcare responsibilities by use of childcare services and full-time/part-time work (Ifso_18cusefp)
-   Population with childcare responsibilities by use of childcare services and professional status (Ifso_18cuseps)
-   Population not using childcare services by main reason (Ifso_18cobs)

































Effects on employment and flexibility at work (Ifso_18flex)

































-   Persons in employment with childcare responsibilities by effect on employment and educational attainment level (Ifso_18ceffed)
-   Persons in employment with childcare responsibilities by effect on employment and degree of urbanisation (Ifso_18ceffdu)
-   Employees with care responsibilities by working time flexibility for care, educational attainment level and degree (...) (Ifso_18posedu)
-   Employees with care responsibilities by working time flexibility for care and occupation (Ifso_18posei)
-   Employees with care responsibilities by flexibility for taking whole days off for care, educational attainment level (...) (Ifso_18powtedu)
-   Employees with care responsibilities by flexibility for taking whole days off for care and occupation (Ifso_18powti)
-   Persons in employment with care responsibilities by main obstacle at work for reconciliation and educational attainment (...) (Ifso_18wobsed)






-    Persons in employment with care responsibilities by main obstacle at work for reconciliation and degree of urbanisation (lfso_18wobsdu)
-  Career breaks and parental leave (lfso_18leav)
 -    Population by effects of childcare on employment and educational attainment level (lfso_18stwked)
 -    Population by effects of childcare on employment and country of birth (lfso_18stwkcb)
 -    Population by effects of childcare on employment and citizenship (lfso_18stwkcnat)
 -    Population with work interruption for childcare by duration of interruption and educational attainment level (lfso_18stlened)
 -    Population with work interruption for childcare by type of leave and educational attainment level (lfso_18parlved)
 -    Persons in employment or with previous employment experience by effects of care of incapacitated relatives on emplo(...) (lfso_18redsted)
-  2017. Self-employment (lfso_17)
 -  Current professional status (lfso_17cs)
 -    Employed persons by professional status, sex, educational attainment level and country of birth (lfso_17cscb)
 -    Employed persons by professional status, sex, educational attainment level and occupation (lfso_17csoc)
 -    Employed persons by professional status, sex, educational attainment level and economic activity (lfso_17csna)
 -    Employed persons by professional status, sex, educational attainment level and age (lfso_17csag)
 -    Employed persons by professional status, sex, educational attainment level and number of jobs (lfso_17csnj)
 -    Employed persons by professional status, sex, educational attainment level and usual weekly hours of work (lfso_17cswwh)
 -    Employed persons by professional status, sex, educational attainment level and preferred working time (lfso_17cspwt)
 -    Employed persons by professional status, sex, educational attainment level and degree of urbanisation (lfso_17csur)
 -    Employed persons who work on weekends by professional status, sex and educational attainment level (lfso_17cswew)
 -    Employed persons having a second job by professional status in the main job, professional status in the second job (...) (lfso_17cs2j)
 -  Preferred professional status (lfso_17ps)
 -    Employed persons by current and preferred professional status, sex and country of birth (lfso_17pscb)
 -    Employed persons by current and preferred professional status, sex and educational attainment level (lfso_17psed)
 -    Employees and family workers who wish to be self-employed by main reason for not being self-employed and sex (lfso_17psobst)
 -  Self-employment (lfso_17se)
 -    Self-employed persons by number and importance of clients in the last 12 months and sex (lfso_17seclnt)
 -    Self-employed persons having at least one client in the last 12 months by control over working time, and sex (lfso_17seworg)
 -    Self-employed persons by main reason for becoming self-employed, sex and professional status (lfso_17sereas)
 -    Self-employed persons by main difficulty as self-employed, sex and professional status (lfso_17sediff)

-  Self-employed persons without employees by main reason for not having employees, sex and country of birth (lfso_17senees)
 -  Self-employed persons by business partners, sex and professional status (lfso_17sebusp)
 -  Self-employed persons by planned hiring of employees or subcontractors, sex and professional status (lfso_17sephir)
-  Employed persons by job satisfaction, sex, professional status and country of birth (lfso_17jscb)
 -  Employed persons by job satisfaction, sex, professional status and occupation (lfso_17jsoc)
 -  Employed persons by job satisfaction, sex, professional status and educational attainment level (lfso_17jsed)
 -  Employed persons by job autonomy, sex and professional status (lfso_17jsaut)
-  Population by sex, age, educational attainment level and work experience while studying (lfso_16workexp)
 -  Population by sex, age, educational attainment level, work experience while studying and participation in formal ed(...) (lfso_16feduc)
 -  Population by sex, age, educational attainment level, work experience while studying and participation in non-forma(...) (lfso_16nfeduc)
-  Employment rate by sex, age, educational attainment level and work experience while studying (lfso_16emprrt)
 -  Unemployment rate by sex, age, educational attainment level and work experience while studying (lfso_16unert)
 -  Inactivity rate by sex, age, educational attainment level and work experience while studying (lfso_16inart)
 -  Employed persons by sex, age, educational attainment level, work experience while studying and match between educat(...) (lfso_16oklev)
 -  Employed persons working involuntarily part-time as percentage of the total number of part-time employed persons by(...) (lfso_16invpt)
 -  Employees with involuntary temporary contracts as percentage of the total number of employees with temporary contra(...) (lfso_16invtemp)
 -  Employees working shifts as percentage of the total number of employees by sex, age, educational attainment level a(...) (lfso_16shifw)
 -  Employed persons with long working hours in main job as percentage of the total number of employed persons by sex, (...) (lfso_16longw)
 -  Employed persons by sex, age, educational attainment level, work experience while studying and usual weekly working(...) (lfso_16husuw)
 -  Employed persons working on weekends as percentage of the total number of employed persons by sex, age, educational(...) (lfso_16wkendw)
 -  Employed persons by sex, age, educational attainment level, work experience while studying and job tenure (lfso_16jobten)
 -  Temporary employment agency workers as percentage of the total number of employees by sex, age, educational attainm(...) (lfso_16agency)
 -  Employees in precarious employment as percentage of the total number of employees by sex, age, educational attainme(...) (lfso_16precomp)
-  Employees by sex, age, educational attainment level, work experience while studying and method used for finding cur(...) (lfso_16findmet)



-  Employed persons by sex, age, educational attainment level, work experience while studying and type of assistance f(...) (lfso_16supemp)
 -  Persons not in employment by sex, age, educational attainment level, work experience while studying and type of ass(...) (lfso_16supnemp)
-  Early leavers from education and training who never started upper secondary education by sex, age and reason for no(...) (lfso_16elvnsta)
 -  Early leavers from education and training who started but never completed upper secondary education by sex, age and(...) (lfso_16elvncom)
-  Population in tertiary education by sex, age, educational attainment level and work experience while studying (lfso_16ymghied)
 -  Population with medium educational attainment not in formal education who never started tertiary education by sex, (...) (lfso_16ymgnedns)
 -  Population with medium educational attainment not in formal education who started but never completed tertiary educ(...) (lfso_16ymgnednc)
-  Population ready to have more than one hour travel time each way to work by sex, age, educational attainment level,(...) (lfso_16cmt4j)
 -  Population ready to move residence to find a job by sex, age, educational attainment level, work experience while s(...) (lfso_16move4j)
-  Population by sex, age, migration status and citizenship (lfso_14pciti)
 -  Population by sex, age, migration status and country of birth (lfso_14pcob)
 -  Population by sex, age, migration status, country of birth and country of birth of parents (lfso_14pcobp)
 -  Population by sex, age, migration status and degree of urbanisation (lfso_14purb)
 -  Ranking of country of birth of first generation of immigrants by sex and age (lfso_14pcobrk)
 -  Ranking of citizenship by sex, age and migration status (lfso_14pcitirk)
-  Educational attainment level (ISCED11) distribution by sex, age, migration status and educational attainment level (...) (lfso_14beduc)
 -  First generation of immigrants by sex, citizenship, duration and reason for migration (lfso_14b1dr)
 -  Skills in host country language by migration status and citizenship (lfso_14blang)
-  Labour status distribution of the population by sex, age, migration status and educational attainment level (lfso_14lel)
 -  Activity rate by sex, age, migration status, citizenship and educational attainment level (lfso_14lactr)
 -  Employment rate by sex, age, migration status, citizenship and educational attainment level (lfso_14lempr)
 -  Employment rate of first generation of immigrants by sex, age, years of residence and reason for migration (lfso_14l1empr)
 -  Unemployment rate by sex, age, migration status, citizenship and educational attainment level (lfso_14luner)
 -  Employment by migration status, professional status, type of contract and full/part time (lfso_14lemp)



-  Methods to find current job by migration status, educational attainment level and type of contract (lfso_14leecm)
-  Employees by migration status, educational attainment level, occupation and working time (lfso_14leeow)
-  Self-declared over-qualified employees as percentage of the total employees by sex, age, migration status and educa(...) (lfso_14loq)
-  Immigrants and their main obstacles in participating in labour market (lfso_14obs)
 -  Obstacles to getting a suitable job by migration status, labour status and citizenship (%) (lfso_14ociti)
 -  Obstacles to getting a suitable job by migration status, labour status and educational attainment level (%) (lfso_14oeduc)
-  Immigrants and households (lfso_14hh)
 -  Households by migration status, country of birth of parents and household composition (lfso_14hhcompcob)
 -  Households by migration status, working status and years of residence (lfso_14hhwkmkg)
 -  Households by country of birth of parents, working status and years of residence (lfso_14hhwkcob)
-  2013. Accidents at work and other work-related health problems (lfso_13)
 -  Accidents at work (hsw_ac)
 -  Persons reporting an accident at work by sex, age and educational attainment level (hsw_ac1)
 -  Persons reporting an accident at work resulting in sick leave by sex, age and educational attainment level (hsw_ac2)
 -  Persons reporting an accident at work resulting in sick leave by period off work (hsw_ac3)
 -  Persons reporting a road traffic accident (hsw_ac4)
 -  Persons reporting an accident at work by sex, age and NACE Rev. 1.1 activity (hsw_ac5a)
 -  Persons reporting an accident at work by sex, age and NACE Rev. 2 activity (hsw_ac5b)
 -  Persons reporting an accident at work resulting in sick leave by sex, age and NACE Rev. 1.1 activity (hsw_ac6a)
 -  Persons reporting an accident at work resulting in sick leave by sex, age and NACE Rev. 2 activity (hsw_ac6b)
 -  Persons reporting an accident at work by sex, age and occupation (hsw_ac7)
 -  Persons reporting an accident at work by sex, age and professional status (hsw_ac8)
 -  Persons reporting an accident at work by sex, age and size of enterprise (hsw_ac9)
 -  Persons reporting an accident at work by sex and full-time/part-time employment (hsw_ac10)
 -  Persons reporting an accident at work by sex and atypical working time (hsw_ac11)
 -  Work-related health problems (hsw_pb)
 -  Persons reporting a work-related health problem by sex, age and educational attainment level (hsw_pb1)
 -  Persons reporting a work-related health problem resulting in sick leave by sex, age and educational attainment level (hsw_pb2)
 -  Persons reporting a work-related health problem resulting in sick leave by period off work (hsw_pb3)
 -  Persons reporting a work-related health problem resulting in limitations of daily activities (hsw_pb4)
 -  Persons reporting a work-related health problem by sex, age and type of problem (hsw_pb5)
 -  Persons reporting a work-related health problem by sex, age and NACE Rev. 1.1 activity (hsw_pb6a)



-  Persons reporting a work-related health problem by sex, age and NACE Rev. 2 activity (hsw_pb6b)
-  Persons reporting a work-related health problem by sex, age and occupation (hsw_pb7)
-  Persons reporting a work-related health problem by sex, age and professional status (hsw_pb8)
-  Persons reporting a work-related health problem by sex, age and size of enterprise (hsw_pb9)
-  Persons reporting a work-related health problem by sex, age and full-time/part-time employment (hsw_pb10)
-  Exposure to risk factors for physical health and mental well-being (hsw_exp)
 -  Persons reporting exposure to risk factors that can adversely affect mental well-being by sex, age and educational (...) (hsw_exp1)
 -  Persons reporting exposure to risk factors that can adversely affect physical health by sex, age and educational at(...) (hsw_exp2)
 -  Persons reporting exposure to risk factors that can adversely affect mental well-being by sex, age and factor (hsw_exp3)
 -  Persons reporting exposure to risk factors that can adversely affect physical health by sex, age and factor (hsw_exp4)
 -  Persons reporting exposure to risk factors that can adversely affect mental well-being by sex, age and NACE Rev. 1.(...) (hsw_exp5a)
 -  Persons reporting exposure to risk factors that can adversely affect mental well-being by sex, age and NACE Rev. 2 (...) (hsw_exp5b)
 -  Persons reporting exposure to risk factors that can adversely affect physical health by sex, age and NACE Rev. 1.1 (...) (hsw_exp6a)
 -  Persons reporting exposure to risk factors that can adversely affect physical health by sex, age and NACE Rev. 2 ac(...) (hsw_exp6b)
 -  Persons reporting exposure to risk factors that can adversely affect mental well-being by sex, age and size of ente(...) (hsw_exp9)
 -  Persons reporting exposure to risk factors that can adversely affect physical health by sex, age and size of enterprise (hsw_exp10)
-  2012. Transition from work to retirement (Ifso_12)
 -  Persons who receive a pension (thousand) (Ifso_12pension)
 -  Persons who receive a pension, by type of pension (%) (Ifso_12penstyp)
 -  Age at which the person first received an old-age pension (years) (Ifso_12agepens)
 -  Early retirement among persons who receive an old-age pension (%) (Ifso_12earlyret)
 -  Persons who reduced their working hours in a move towards retirement (%) (Ifso_12reduchrs)
 -  Economically inactive persons who receive a pension who would have wished to stay longer in employment (%) (Ifso_12worklong)
 -  Main reason for persons who receive a pension to continue working (%) (Ifso_12staywork)
 -  Main reason for economically inactive persons who receive a pension to quit working (%) (Ifso_12reasnot)
-  2011. Access to labour market for disabled people (Ifso_11)
 -  Employment rate of people by type of disability, sex and age (hlth_dlm010)
 -  People reporting a limitation in getting to and from work caused by longstanding health problems or difficulties in(...) (hlth_dlm170)
 -  Population by type of disability, sex, age and labour status (hlth_dlm040)
 -  Employment by type of disability, sex, age and professional status (hlth_dlm050)
 -  Employment by type of disability, sex, age and occupation (hlth_dlm130)
 -  People reporting a limitation in the type of work caused by longstanding health problems or difficulties in basic a(...) (hlth_dlm160)



-    People reporting a limitation in work by the reason for limitation in work, sex and age (hlth_dlm140)
-    Inactive population by type of disability, sex, age and the main reason for not seeking employment (hlth_dlm060)
-    Activity rate of people by type of disability, sex and age (hlth_dlm020)
-    Employment by type of disability, sex, age and working at home (hlth_dlm090)
-    Employed people having a longstanding health problem or a difficulty in basic activities by the type of special ass(...) (hlth_dlm180)
-    Unemployment rate of people by type of disability, sex and age (hlth_dlm030)
-    Employment by type of disability, sex, age and number of usual weekly hours of work in main job (hlth_dlm110)
-    People reporting a limitation in the amount of work caused by longstanding health problems or difficulties in basic(...) (hlth_dlm150)
-    Employment by type of disability, sex, age and supervisor responsibility (hlth_dlm100)
-    Employment by type of disability, sex, age and full-time/part-time employment (hlth_dlm080)
-    Not employed people having a longstanding health problem or a difficulty in basic activities by the type of special(...) (hlth_dlm190)
-    Employment by type of disability, sex, age and economic activity (hlth_dlm120)
-    Not employed people but having a previous work experience by type of disability, sex, age and the main reason for l(...) (hlth_dlm070)
-  2010. Reconciliation between work and family life (lfso_10)
 -  Care responsibilities (lfso_10care)
 -    Persons taking care of other children or persons in need of care (1 000) (lfso_10cregcar)
 -    Persons making weekly use of childcare services for their youngest child (1 000) (lfso_10cchildc)
 -    Main childcare related reasons for not working or working part-time (1 000) (lfso_10cnowchi)
 -    Main care related reasons for not working or working part-time (1 000) (lfso_10cnowcar)
 -  Flexibility of working time (lfso_10flex)
 -    Employees by flexibility of their working schedule and economic activity (1 000) (lfso_10fvareco)
 -    Employees by flexibility of their working schedule and educational attainment level (1 000) (lfso_10fvaredu)
 -    Employees by their perceived possibility to vary start and/or stop of the working day for family reasons (1 000) (lfso_10fposste)
 -    Employees who can take a whole day off for family reasons, by occupation (1 000) (lfso_10fposorg)
 -  Career breaks and parental leave (lfso_10leav)
 -    Persons who took parental leave to care for their youngest child aged less than eight, by duration of parental leav(...) (lfso_10lparlea)
 -    Persons who stopped work to care for their youngest child aged less than eight, by duration of absence (1 000) (lfso_10lstopwo)
 -    Persons who reduced their working time to care for their youngest child aged less than eight (1 000) (lfso_10lredwor)
-  2009. Entry of young people into the labour market (lfso_09)
 -    Average age when leaving formal education by sex and educational attainment level for persons who left within the l(...) (edat_lfso_09t1)
 -    Average time between leaving formal education and starting the first job by age, sex and educational attainment lev(...) (edat_lfso_09t2)
 -    Employment rates by age, sex, educational attainment level and number of years after leaving formal education (edat_lfso_09t3)



 2008. Labour market situation of migrants (Ifso_08)

  Population by country of birth, country of birth of mother and father, sex and age (1 000) (Ifso_08cobsmf)


  Population by country of birth, country of birth of parents, sex, age and labour status (1 000) (Ifso_08cobsp)



  Population by country of birth, country of birth of parents, sex, age, educational attainment level and labour stat(...) (Ifso_08cobsped)



  Percentage distribution of main reason for migration, by country of birth, sex and age (% of total migrants) (Ifso_08cobr)

  Percentage distribution of main reason for migration, years of residence, sex and age (% of total migrants) (Ifso_08resr)



 2007. Work related accidents, health problems and hazardous exposure (Ifso_07)



 Accidents at work (hsw_ac)

  Persons reporting an accident at work by sex, age and educational attainment level (hsw_ac1)



  Persons reporting an accident at work resulting in sick leave by sex, age and educational attainment level (hsw_ac2)



  Persons reporting an accident at work resulting in sick leave by period off work (hsw_ac3)



  Persons reporting a road traffic accident (hsw_ac4)

  Persons reporting an accident at work by sex, age and NACE Rev. 1.1 activity (hsw_ac5a)

  Persons reporting an accident at work by sex, age and NACE Rev. 2 activity (hsw_ac5b)



  Persons reporting an accident at work resulting in sick leave by sex, age and NACE Rev. 1.1 activity (hsw_ac6a)

  Persons reporting an accident at work resulting in sick leave by sex, age and NACE Rev. 2 activity (hsw_ac6b)

  Persons reporting an accident at work by sex, age and occupation (hsw_ac7)



  Persons reporting an accident at work by sex, age and professional status (hsw_ac8)



  Persons reporting an accident at work by sex, age and size of enterprise (hsw_ac9)



  Persons reporting an accident at work by sex and full-time/part-time employment (hsw_ac10)



  Persons reporting an accident at work by sex and atypical working time (hsw_ac11)



 Work-related health problems (hsw_pb)



  Persons reporting a work-related health problem by sex, age and educational attainment level (hsw_pb1)



  Persons reporting a work-related health problem resulting in sick leave by sex, age and educational attainment level (hsw_pb2)



  Persons reporting a work-related health problem resulting in sick leave by period off work (hsw_pb3)



  Persons reporting a work-related health problem resulting in limitations of daily activities (hsw_pb4)



























  Persons reporting a work-related health problem by sex, age and type of problem (hsw_pb5)













































































  Persons reporting a work-related health problem by sex, age and NACE Rev. 1.1 activity (hsw_pb6a)






















































  Persons reporting a work-related health problem by sex, age and NACE Rev. 2 activity (hsw_pb6b)




























  Persons reporting a work-related health problem by sex, age and occupation (hsw_pb7)






  Persons reporting a work-related health problem by sex, age and professional status (hsw_pb8)

















-  Persons reporting a work-related health problem by sex, age and size of enterprise (hsw_pb9)
-  Persons reporting a work-related health problem by sex, age and full-time/part-time employment (hsw_pb10)
-  Exposure to risk factors for physical health and mental well-being (hsw_exp)
 -  Persons reporting exposure to risk factors that can adversely affect mental well-being by sex, age and educational (...) (hsw_exp1)
 -  Persons reporting exposure to risk factors that can adversely affect physical health by sex, age and educational at(...) (hsw_exp2)
 -  Persons reporting exposure to risk factors that can adversely affect mental well-being by sex, age and factor (hsw_exp3)
 -  Persons reporting exposure to risk factors that can adversely affect physical health by sex, age and factor (hsw_exp4)
 -  Persons reporting exposure to risk factors that can adversely affect mental well-being by sex, age and NACE Rev. 1.(...) (hsw_exp5a)
 -  Persons reporting exposure to risk factors that can adversely affect mental well-being by sex, age and NACE Rev. 2 (...) (hsw_exp5b)
 -  Persons reporting exposure to risk factors that can adversely affect physical health by sex, age and NACE Rev. 1.1 (...) (hsw_exp6a)
 -  Persons reporting exposure to risk factors that can adversely affect physical health by sex, age and NACE Rev. 2 ac(...) (hsw_exp6b)
 -  Persons reporting exposure to risk factors that can adversely affect mental well-being by sex, age and size of ente(...) (hsw_exp9)
 -  Persons reporting exposure to risk factors that can adversely affect physical health by sex, age and size of enterprise (hsw_exp10)
-  2006. Transition from work into retirement (lfso_06)
 -  Number of employed persons who reduced their working hours in a move to full retirement - by sex, age and full time(...) (lfso_06redefipt)
 -  Number of employed persons - by planned age for stopping work, sex and full time/part time work (1 000) (lfso_06plagfpt)
 -  Number of employed persons who would stay longer at work (or not) if more flexible working time arrangements were a(...) (lfso_06flexisco)
 -  Number of employed persons who would stay longer at work (or not) if they could update their skills - by sex and oc(...) (lfso_06opskisco)
 -  Number of employed persons who would stay longer at work (or not) if their workplace was healthier and/or safer - b(...) (lfso_06hlsaisco)
 -  Main financial incentives for employed persons who are entitled to receive an individual retirement pension to stay(...) (lfso_06finiisco)
 -  Average age at which employed persons started receiving a retirement pension - by sex and main financial incentive (...) (lfso_06finiagps)
 -  Employed persons, average number of years spent working, by sex and economic activity (NACE Rev. 1.1) (lfso_06yrspna11)
 -  Employed persons, average number of years spent working of employed persons - by sex and occupation (lfso_06yrspisco)
 -  Average number of years spent working - by sex and main financial incentive to stay at work (lfso_06finiyrsp)
 -  Number of not employed persons having reduced their working hours in a move to full retirement - by sex and age (1 000) (lfso_06rednsage)
 -  Main reasons for retirement or early retirement - by sex and main labour status just after leaving last job (1 000) (lfso_06reasstaf)


































-    Number of not employed persons who would have stayed longer at work (or not) if more flexible working time arrangem(...) (Ifso_06flexispr)
-    Number of not employed persons who would have stayed longer at work (or not) if they had had more opportunities to (...) (Ifso_06opskispr)
-    Number of not employed persons who would have stayed longer at work (or not) if their workplace had been healthier (...) (Ifso_06hlsaispr)
-    Average age at which not employed persons started receiving a retirement pension - by sex and main labour status ju(...) (Ifso_06stafagps)
-    Average age at which not employed persons started receiving a retirement pension - by sex and main reason for retir(...) (Ifso_06reasagps)
-    Average age at which not employed persons started receiving a retirement pension - by granting of other individual (...) (Ifso_06otbnagps)
-    Not employed persons, average number of years spent working, by sex and economic activity (previous job, NACE Rev. 1.1) (Ifso_06yrspnpr)
-    Not employed persons, average number of years spent working - by sex and occupation (previous job) (Ifso_06yrspispr)
-    Not employed persons, average number of years spent working - by granting of other individual benefits and sex (Ifso_06otbnyrsp)
-  2005. Reconciliation between work and family life (Ifso_05)
 -    Number of persons between 15 and 64 years old regularly taking care of other children up to 14 or people older than(...) (Ifso_05regcp)
 -    Number of persons between 15 and 64 years old wishing to change the organisation of their working life and care res(...) (Ifso_05changp)
 -    Main childcare-related reasons given by persons between 15 and 64 years old for not working or not working more (Ifso_05nowrep)
 -    Main type of childcare used by employed persons between 15 and 64 years old for own/spouse's children up to 14 whil(...) (Ifso_05typece)
 -    Number of employed persons between 15 and 64 years old regularly taking care of other children or people in need of(...) (Ifso_05regce)
 -    Number of employed persons between 15 and 64 years old wishing to change the organisation of their working life and(...) (Ifso_05change)
 -    Main childcare-related reasons given by employed persons between 15 and 64 years old for not working or not working more (Ifso_05nowree)
 -    Number of employed persons between 15 and 64 years old having to make working time arrangements over the last 12 mo(...) (Ifso_05reduc1)
 -    Number of employed persons between 15 and 64 years old having to make working time arrangements over the last 12 mo(...) (Ifso_05reduc2)
 -    Main reasons (linked with care of other people in need of care) given by employed persons between 15 and 64 years o(...) (Ifso_05nowre1)
 -    Main reasons (linked with care of other people in need of care) given by employed persons between 15 and 64 years o(...) (Ifso_05nowre2)
 -    Number of employed persons between 15 and 64 years old who can vary start/end of working day for family reasons, by(...) (Ifso_05posse1)
 -    Number of employed persons between 15 and 64 years old who can vary start/end of working day for family reasons, by(...) (Ifso_05posse2)
 -    Number of employed persons between 15 and 64 years old who can take whole days off for family reasons, by economic (...) (Ifso_05posoe1)
 -    Number of employed persons between 15 and 64 years old who can take whole days off for family reasons, by occupation (Ifso_05posoe2)
 -    Number of employed persons between 15 and 64 years old taking time off over the last 12 months for family sickness (...) (Ifso_05timee1)


-   ZIP Number of employed persons between 15 and 64 years old taking time off over the last 12 months for family sickness (...) (Ifso_05timee2)
-   ZIP Number of employed persons between 15 and 64 years old taking time off over the last 12 months for family sickness (...) (Ifso_05timee3)
-   ZIP Average usual working hours of employed persons between 15 and 64 years old by main type of childcare used for own/(...) (Ifso_05typech)
-   ZIP Average usual working hours of employed persons between 15 and 64 years old by regular care of other children or pe(...) (Ifso_05regch)
-   ZIP Average usual working hours of employed persons between 15 and 64 years old by wish to change the organisation of t(...) (Ifso_05changh)
-   ZIP Average usual working hours of employed persons between 15 and 64 years old by main childcare-related reasons given(...) (Ifso_05nowreh)
-  LFS ad-hoc modules - Historical data (Ifso_his)
 -   ZIP 2004. Work organisation and working time arrangements (Ifso_04)
 -   ZIP Number of self-employed persons who can control their own work methods and schedule, by sex, age and occupation (Ifso_04ownmisco)
 -   ZIP Number of self-employed persons who work for one single client or customer, by sex, age and economic activity (Ifso_04sinca11)
 -   ZIP Shift work patterns used by employees, by sex, age and occupation (Ifso_04shipisco)
 -   ZIP Shift work patterns used by employees, by sex, age and economic activity (Ifso_04shipna11)
 -   ZIP Number of employees with variable working hours, by sex, age and occupation (Ifso_04vawkisco)
 -   ZIP Number of employees with variable working hours, by sex, age and economic activity (Ifso_04vawkna11)
 -   ZIP Average usual working hours of employees, by possibility to have variable working hours, sex and age (Ifso_04vawkhwus)
 -   ZIP Number of employees having annualised working hours by sex, age, occupation and economic activity (Ifso_04anwkisna)
 -   ZIP Number of employees working on call by sex, age, occupation and economic activity (Ifso_04oncwisna)
 -   ZIP Number of part-time employees, by working time pattern compared with 'full-timers', sex, age and occupation (Ifso_04wktpisco)
 -   ZIP Number of part-time employees by working time pattern compared with 'full-timers', sex, age and economic activity (Ifso_04wktpna11)
 -   ZIP Number of employees with the possibility to work variable hours in the reference week, by sex, age and occupation (Ifso_04vahrisco)
 -   ZIP Average usual working hours of employees, by possibility to work variable hours in the reference week, sex and age (Ifso_04vahrhwus)
 -   ZIP Number of employees finding it convenient for personal life to do shift work or on-call work, by sex, age and occupation (Ifso_04wk1pisco)
 -   ZIP Number of employees finding it convenient for personal life to do shift work or on-call work, by sex, age and econo(...) (Ifso_04wk1pna11)
 -   ZIP Number of employees finding it convenient for personal life to work in the evening, or at night, or during weekends(...) (Ifso_04wk2pisco)
 -   ZIP Number of employees finding it convenient for personal life to work in the evening, or at night, or during weekends(...) (Ifso_04wk2pna11)
 -   ZIP Percentage of employees working overtime, by sex, age and occupation (Ifso_04peovisco)
 -   ZIP Percentage of employees working overtime, by sex, age and economic activity (Ifso_04peovna11)












-  Average number of overtime hours of employees, by sex, age and occupation (lfso_04avovisco)
-  Average number of overtime hours of employees, by sex, age and economic activity (lfso_04avovna11)
-  Percentage of employees working paid overtime, by sex, age and occupation (lfso_04pepoisco)
-  Percentage of employees working paid overtime, by sex, age and economic activity (lfso_04pepona11)
-  Average number of paid overtime hours of employees, by sex, age and occupation (lfso_04avpoisco)
-  Average number of paid overtime hours of employees, by sex, age and economic activity (lfso_04avpona11)
-  2003. Lifelong learning (lfso_03)
 -  Participation in any learning activities by sex and age (trng_any1)
 -  Participation in any learning activities by educational attainment level and labour status (trng_any2)
 -  Participation in any learning activities by degree of urbanisation (trng_any3)
 -  Participation in any learning activities by NACE Rev. 1.1 activity (trng_any4)
 -  Participation in any learning activities by size of the local unit (trng_any5)
 -  Participation in any learning activities by occupation (trng_any6)
 -  Participation in formal education by sex and age (trng_fed1)
 -  Participation in formal education by educational attainment level and labour status (trng_fed2)
 -  Participation in formal education by degree of urbanisation (trng_fed3)
 -  Participation in formal education by sex and labour status (trng_fed6)
 -  Fields of study in formal education by sex and labour status (trng_fed8)
 -  Participation in non-formal education and training by sex and age (trng_nfe1)
 -  Participation in non-formal education and training by number of activities (trng_nfe2)
 -  Participation in non-formal education and training by educational attainment level and labour status (trng_nfe3)
 -  Participation in non-formal education and training by degree of urbanisation (trng_nfe4)
 -  Participation in job-related non-formal education and training by size of the local unit (trng_nfe5)
 -  Participation in non-formal education and training by main reason for participating in the taught activity (trng_nfe6)
 -  Participation in non-formal education and training within (or not) paid working hours (trng_nfe7)
 -  Participation in non-formal education and training by number of taught activities, sex and age (trng_nfe8)
 -  Participation in non-formal education and training by number of taught activities, sex and labour status (trng_nfe9)
 -  Participation of employed persons in non-formal education and training by sex and occupation (trng_nfe11)
 - Participation of employed persons in non-formal education and training by sex and NACE Rev. 1.1 activity (trng_nfe12)
 - Mean instruction hours per employed participant in non-formal education and training by sex and NACE Rev. 1.1 activity (trng_nfe13)
 - Mean instruction hours per participant in non-formal education and training by sex and age (trng_nfe14)
 - Mean instruction hours per participant in non-formal education and training by sex and labour status (trng_nfe15)






-  Mean instruction hours per employed participant in non-formal education and training by sex and occupation (trng_nfe16)
-  Mean instruction hours per participant in non-formal education and training by field of learning (trng_nfe18)
-  Participation of employed persons in non-formal education and training activities on foreign languages and computer(...) (trng_nfe21)
-  Participation of employed persons in non-formal education and training by field of study, sex and NACE Rev. 1.1 activity (trng_nfe23)
-  Participation in non-formal education and training within (or not) paid hours by sex and labour status (trng_nfe25)
-  Participation in informal learning by sex and age (trng_inf1)
-  Participation in informal learning by educational attainment level and labour status (trng_inf2)
-  Participation in informal learning by degree of urbanisation (trng_inf3)
-  Self-studying (with printed materials) participants by sex and age (trng_inf4)
-  Self-studying (with printed materials) participants by educational attainment level and labour status (trng_inf5)
-  Computer based learning participants by sex and age (trng_inf6)
-  Computer based learning participants by educational attainment level and labour status (trng_inf7)
-  Participants studying by making use of educational broadcasting by sex and age (trng_inf8)
-  Participants studying by making use of educational broadcasting by educational attainment level and labour status (trng_inf9)
-  Participants studying in libraries or learning centres by sex and age (trng_inf10)
-  Participants studying in libraries or learning centres by educational attainment level and labour status (trng_inf11)
-  2002. Employment of disabled persons (lfso_02)
 -  Prevalence of disability by sex, age and economic activity (NACE Rev. 1) (hlth_db_emnaag)
 -  Prevalence of disability by sex, age and occupation (hlth_db_emocag)
 -  Prevalence of disability by sex, age and marital status (hlth_db_emmaag)
 -  Prevalence of disability by sex, age and educational attainment level (hlth_db_emedag)
 -  Prevalence of disability by sex, age and labour status (hlth_db_emacag)
 -  Prevalence of disability by sex, economic activity (NACE Rev. 1) and NUTS 2 regions (hlth_db_emrena)
 -  Percentage distribution of types of disability by sex and age (hlth_db_emtyag)
 -  Percentage distribution of causes of disability by sex and economic activity (NACE Rev. 1) (hlth_db_emcana)
 -  Percentage distribution of duration of disability (in years) since onset, by cause of disability and sex (hlth_db_emduca)
 -  Percentage distribution of assistance provided to employed disabled people by sex (hlth_db_emaspr)
 -  Percentage distribution of types of assistance provided to employed disabled people by sex (hlth_db_emaspt)
 -  Percentage distribution of assistance needed by not employed disabled people by sex (hlth_db_emasne)
 -  Percentage distribution of types of assistance needed by not employed disabled people by sex (hlth_db_emasnt)
 -  Percentage distribution of severities of disability by sex and age (hlth_db_emseag)















-  Percentage distribution of labour status by severity of disability, sex and age (hlth_db_emacse)
 -  Youth transitions from education to working life in Europe (in number of months) (edat_lfso_00t1)
 -  Employed in service sector and occupational status of recent school-leavers (edat_lfso_00t2)
 -  Young people's social origin, educational attainment level and labour outcomes in Europe (edat_lfso_00t3)
 -  Parents educational attainment level (edat_lfso_00t4)
 -  Job mismatches and their labour market effects among school-leavers in Europe (edat_lfso_00t5)
-  Job vacancy statistics by NACE Rev. 2 activity - quarterly data (from 2001 onwards) (jvs_q_nace2)
 -  Job vacancy statistics by NACE Rev. 2 activity, occupation and NUTS 2 regions - quarterly data (jvs_q_isco_r2)
 -  Job vacancy rate by NACE Rev. 2 activity - annual data (from 2001 onwards) (jvs_a_rate_r2)
 -  Job vacancy statistics by occupation, NUTS 2 regions and NACE Rev. 1.1 activity - annual data (2000-2008) (jvs_a_nace1)
 -  Job vacancy statistics by NACE Rev. 1.1 activity - quarterly data (2001Q1-2009Q4) (jvs_q_nace1)
 -  Job vacancy statistics by occupation, NUTS 2 regions and NACE Rev. 2 activity - annual data (2008-2015) (jvs_a_nace2)
-  Net earnings and tax rates (earn_net)
 -  Annual net earnings (earn_nt_net)
 -  Annual net earnings of a full-time single worker without children earning an average wage (earn_nt_netft)
 -  Tax rate on low wage earners: Tax wedge on labour costs (earn_nt_taxwedge)
 -  Tax rate (earn_nt_taxrate)
 -  Tax rate on low wage earners - Unemployment trap (earn_nt_unemtrp)
 -  Tax rate on low wage earners - Low wage trap (earn_nt_lowwtrp)
 -  Structure of earnings survey - main indicators (earn_ses_main)
 -  Structure of earnings survey: hourly earnings (earn_ses_hourly)
 -  Structure of earnings survey: monthly earnings (earn_ses_monthly)
 -  Structure of earnings survey: annual earnings (earn_ses_annual)
 -  Low-wage earners and median earnings (earn_ses_pub)
 -  Proportion of low-wage earners (earn_ses_pub1)
 -  Low-wage earners as a proportion of all employees (excluding apprentices) by sex (earn_ses_pub1s)
 -  Low-wage earners as a proportion of all employees (excluding apprentices) by age (earn_ses_pub1a)
 -  Low-wage earners as a proportion of all employees (excluding apprentices) by educational attainment level (earn_ses_pub1i)
 -  Low-wage earners as a proportion of all employees (excluding apprentices) by employment contract (earn_ses_pub1t)
 - Low-wage earners as a proportion of all employees (excluding apprentices) by economic activity (earn_ses_pub1n)


-  Median hourly earnings (earn_ses_pub2)
 -  Median hourly earnings, all employees (excluding apprentices) by sex (earn_ses_pub2s)
 -  Median hourly earnings, all employees (excluding apprentices) by age (earn_ses_pub2a)
 -  Median hourly earnings, all employees (excluding apprentices) by educational attainment level (earn_ses_pub2i)
 -  Median hourly earnings, all employees (excluding apprentices) by employment contract (earn_ses_pub2t)
 -  Median hourly earnings, all employees (excluding apprentices) by economic activity (earn_ses_pub2n)
-  Structure of earnings survey 2018 (earn_ses2018)
 -  Number of employees (earn_ses18_nb)
 -  Number of employees by sex, economic activity and collective pay agreement (earn_ses18_01)
 -  Number of employees by sex, age and economic activity (earn_ses18_02)
 -  Number of employees by sex, age, occupation and size class - NACE Rev. 2, B-S excluding O (earn_ses18_03)
 -  Number of employees by sex, economic activity and employment contract (earn_ses18_52)
 -  Number of employees by sex, economic activity and educational attainment (earn_ses18_04)
 -  Number of employees by sex, economic activity and length of service with the enterprise (earn_ses18_05)
 -  Number of employees by sex, size class of the enterprise and occupation (earn_ses18_53)
 -  Number of employees by sex, economic activity and occupation (earn_ses18_54)
 -  Hourly earnings (earn_ses18_hr)
 -  Mean hourly earnings by sex, economic activity and collective pay agreement (earn_ses18_12)
 -  Mean hourly earnings by sex, age and economic activity (earn_ses18_13)
 -  Mean hourly earnings by sex, age and occupation - NACE Rev. 2, B-S excluding O (earn_ses18_14)
 -  Mean hourly earnings by sex, economic activity and employment contract (earn_ses18_15)
 -  Mean hourly earnings by sex, economic activity and educational attainment (earn_ses18_16)
 -  Mean hourly earnings by sex, economic activity and length of service with the enterprise (earn_ses18_17)
 -  Mean hourly earnings by sex, size class of the enterprise and occupation (earn_ses18_18)
 -  Mean hourly earnings by sex, economic activity and occupation (earn_ses18_47)
 -  Hourly earnings by economic activity and contractual working time (enterprises with 10 employed persons or more) (earn_ses18_hftpt)
 -  Mean hourly earnings by NUTS 1 regions (enterprises with 10 employees or more) - NACE Rev. 2, B-S excluding O (earn_ses18_rhr)
 -  Monthly earnings (earn_ses18_mo)
 -  Mean monthly earnings by sex, economic activity and collective pay agreement (earn_ses18_19)
 -  Mean monthly earnings by sex, age and economic activity (earn_ses18_20)
 -  Mean monthly earnings by sex, age and occupation - NACE Rev. 2, B-S excluding O (earn_ses18_21)
 -  Mean monthly earnings by sex, economic activity and employment contract (earn_ses18_22)
 -  Mean monthly earnings by sex, economic activity and educational attainment (earn_ses18_23)

































-  Mean monthly earnings by sex, economic activity and length of service with the enterprise (earn_ses18_24)
-  Mean monthly earnings by sex, size class of the enterprise and occupation (earn_ses18_25)
-  Mean monthly earnings by sex, economic activity and occupation (earn_ses18_48)
-  Monthly earnings by quantiles and contractual working time (enterprises with 10 employed persons or more) - NACE Re(...) (earn_ses18_mdeci)
-  Monthly earnings by economic control (enterprises with 10 employed persons or more) - NACE Rev. 2, B-S excluding O (earn_ses18_mctrl)
-  Annual earnings (earn_ses18_an)
 -  Mean annual earnings by sex, economic activity and collective pay agreement (earn_ses18_26)
 -  Mean annual earnings by sex, age and economic activity (earn_ses18_27)
 -  Mean annual earnings by sex, age and occupation - NACE Rev. 2, B-S excluding O (earn_ses18_28)
 -  Mean annual earnings by sex, economic activity and employment contract (earn_ses18_29)
 -  Mean annual earnings by sex, economic activity and educational attainment (earn_ses18_30)
 -  Mean annual earnings by sex, economic activity and length of service with the enterprise (earn_ses18_31)
 -  Mean annual earnings by sex, size class of the enterprise and occupation (earn_ses18_32)
 -  Mean annual earnings by sex, economic activity and occupation (earn_ses18_49)
 -  Annual earnings by quantiles and contractual working time (enterprises with 10 employed persons or more) - NACE Rev(...) (earn_ses18_adei)
 -  Annual earnings by economic control (enterprises with 10 employed persons or more) - NACE Rev. 2, B-S excluding O (earn_ses18_actrl)
 -  Mean annual earnings by NUTS 1 regions (enterprises with 10 employees or more) - NACE Rev. 2, B-S excluding O (earn_ses18_rann)
-  Hours paid (earn_ses18_hrp)
 -  Mean monthly hours paid by sex, economic activity and collective pay agreement (earn_ses18_33)
 -  Mean monthly hours paid by sex, age and economic activity (earn_ses18_34)
 -  Mean monthly hours paid by sex, age and occupation - NACE Rev. 2, B-S excluding O (earn_ses18_35)
 -  Mean monthly hours paid by sex, economic activity and employment contract (earn_ses18_36)
 -  Mean monthly hours paid by sex, economic activity and educational attainment (earn_ses18_37)
 -  Mean monthly hours paid by sex, economic activity and length of service with the enterprise (earn_ses18_38)
 -  Mean monthly hours paid by sex, size class of the enterprise and occupation (earn_ses18_39)
 -  Mean monthly hours paid by sex, economic activity and occupation (earn_ses18_50)
-  Annual holidays (earn_ses18_hol)
 -  Mean annual holidays by sex, economic activity and collective pay agreement (earn_ses18_40)
 -  Mean annual holidays by sex, age and economic activity (earn_ses18_41)
 -  Mean annual holidays by sex, age and occupation - NACE Rev. 2, B-S excluding O (earn_ses18_42)
 -  Mean annual holidays by sex, economic activity and employment contract (earn_ses18_43)
 -  Mean annual holidays by sex, economic activity and educational attainment (earn_ses18_44)































-  Mean annual holidays by sex, economic activity and length of service with the enterprise (earn_ses18_45)
-  Mean annual holidays by sex, size class of the enterprise and occupation (earn_ses18_46)
-  Mean annual holidays by sex, economic activity and occupation (earn_ses18_51)
-  Structure of earnings survey 2014 (earn_ses2014)
 -  Number of employees (earn_ses14_nb)
 -  2014 - Number of employees by sex, economic activity and collective pay agreement (earn_ses14_01)
 -  Number of employees by sex, age and economic activity (earn_ses14_02)
 -  Number of employees by sex, age, occupation and size class - NACE Rev. 2, B-S excluding O (earn_ses14_03)
 -  Number of employees by sex, economic activity and employment contract (earn_ses14_52)
 -  Number of employees by sex, economic activity and educational attainment (earn_ses14_04)
 -  Number of employees by sex, economic activity and length of service with the enterprise (earn_ses14_05)
 -  Number of employees by sex, size class of the enterprise and occupation (earn_ses14_53)
 -  Number of employees by sex, economic activity and occupation (earn_ses14_54)
 -  Hourly earnings (earn_ses14_hr)
 -  Mean hourly earnings by sex, economic activity and collective pay agreement (earn_ses14_12)
 -  Mean hourly earnings by sex, age and economic activity (earn_ses14_13)
 -  Mean hourly earnings by sex, age and occupation - NACE Rev. 2, B-S excluding O (earn_ses14_14)
 -  Mean hourly earnings by sex, economic activity and employment contract (earn_ses14_15)
 -  Mean hourly earnings by sex, economic activity and educational attainment (earn_ses14_16)
 -  Mean hourly earnings by sex, economic activity and length of service with the enterprise (earn_ses14_17)
 -  Mean hourly earnings by sex, size class of the enterprise and occupation (earn_ses14_18)
 -  Mean hourly earnings by sex, economic activity and occupation (earn_ses14_47)
 -  Hourly earnings by economic activity and contractual working time (enterprises with 10 employed persons or more) (earn_ses14_hftpt)
 -  Mean hourly earnings by NUTS 1 regions (enterprises with 10 employees or more) - NACE Rev. 2, B-S excluding O (earn_ses14_rhr)
 -  Monthly earnings (earn_ses14_mo)
 -  Mean monthly earnings by sex, economic activity and collective pay agreement (earn_ses14_19)
 -  Mean monthly earnings by sex, age and economic activity (earn_ses14_20)
 -  Mean monthly earnings by sex, age and occupation - NACE Rev. 2, B-S excluding O (earn_ses14_21)
 -  Mean monthly earnings by sex, economic activity and employment contract (earn_ses14_22)
 -  Mean monthly earnings by sex, economic activity and educational attainment (earn_ses14_23)
 -  Mean monthly earnings by sex, economic activity and length of service with the enterprise (earn_ses14_24)
 -  Mean monthly earnings by sex, size class of the enterprise and occupation (earn_ses14_25)
 -  Mean monthly earnings by sex, economic activity and occupation (earn_ses14_48)
 -  Monthly earnings by quantiles and contractual working time (enterprises with 10 employed persons or more) - NACE Re(...) (earn_ses14_mdeci)


- 


 Monthly earnings by economic control (enterprises with 10 employed persons or more) - NACE Rev. 2, B-S excluding O (earn_ses14_mctrl)
- 
 Annual earnings (earn_ses14_an)
 - 


















 Mean annual earnings by sex, economic activity and collective pay agreement (earn_ses14_26)
 - 


 Mean annual earnings by sex, age and economic activity (earn_ses14_27)
 - 


 Mean annual earnings by sex, age and occupation - NACE Rev. 2, B-S excluding O (earn_ses14_28)
 - 


 Mean annual earnings by sex, economic activity and employment contract (earn_ses14_29)
 - 


 Mean annual earnings by sex, economic activity and educational attainment (earn_ses14_30)
 - 



 Mean annual earnings by sex, economic activity and length of service with the enterprise (earn_ses14_31)
 - 






















 Mean annual earnings by sex, size class of the enterprise and occupation (earn_ses14_32)
 - 


 Mean annual earnings by sex, economic activity and occupation (earn_ses14_49)
 - 


 Annual earnings by quantiles and contractual working time (enterprises with 10 employed persons or more) - NACE Rev(...) (earn_ses14_adece)
 - 


 Annual earnings by economic control (enterprises with 10 employed persons or more) - NACE Rev. 2, B-S excluding O (earn_ses14_actrl)
 - 


 Mean annual earnings by NUTS 1 regions (enterprises with 10 employees or more) - NACE Rev. 2, B-S excluding O (earn_ses14_rann)
- 
 Hours paid (earn_ses14_hrp)
 - 


 Mean monthly hours paid by sex, economic activity and collective pay agreement (earn_ses14_33)
 - 


 Mean monthly hours paid by sex, age and economic activity (earn_ses14_34)
 - 


 Mean monthly hours paid by sex, age and occupation - NACE Rev. 2, B-S excluding O (earn_ses14_35)
 - 


 Mean monthly hours paid by sex, economic activity and employment contract (earn_ses14_36)
 - 


 Mean monthly hours paid by sex, economic activity and educational attainment (earn_ses14_37)
 - 


 Mean monthly hours paid by sex, economic activity and length of service with the enterprise (earn_ses14_38)
 - 



 Mean monthly hours paid by sex, size class of the enterprise and occupation (earn_ses14_39)
 - 


 Mean monthly hours paid by sex, economic activity and occupation (earn_ses14_50)
- 
 Annual holidays (earn_ses14_hol)
 - 


 Mean annual holidays by sex, economic activity and collective pay agreement (earn_ses14_40)
 - 


 Mean annual holidays by sex, age and economic activity (earn_ses14_41)
 - 


 Mean annual holidays by sex, age and occupation - NACE Rev. 2, B-S excluding O (earn_ses14_42)
 - 


 Mean annual holidays by sex, economic activity and employment contract (earn_ses14_43)
 - 


 Mean annual holidays by sex, economic activity and educational attainment (earn_ses14_44)
 - 


 Mean annual holidays by sex, economic activity and length of service with the enterprise (earn_ses14_45)
 - 


 Mean annual holidays by sex, size class of the enterprise and occupation (earn_ses14_46)
 - 


 Mean annual holidays by sex, economic activity and occupation (earn_ses14_51)
- 
 Structure of earnings survey 2010 (earn_ses2010)





















 Number of employees (earn_ses10_nb)


-   2010 - Number of employees by sex, economic activity and collective pay agreement (earn_ses10_01)
-   Number of employees by sex, age and economic activity (earn_ses10_02)
-   Number of employees by sex, age, occupation and size class - NACE Rev. 2, B-S excluding O (earn_ses10_03)
-   Number of employees by sex, economic activity and employment contract (earn_ses10_52)
-   Number of employees by sex, economic activity and educational attainment level (earn_ses10_04)
-   Number of employees by sex, economic activity and length of service with the enterprise (earn_ses10_05)
-   Number of employees by sex, size class of the enterprise and occupation (earn_ses10_53)
-   Number of employees by sex, economic activity and occupation (earn_ses10_54)



 Hourly earnings (earn_ses10_hr)































-   Mean hourly earnings by sex, economic activity and collective pay agreement (earn_ses10_12)
-   Mean hourly earnings by sex, age and economic activity (earn_ses10_13)
-   Mean hourly earnings by sex, age and occupation - NACE Rev. 2, B-S excluding O (earn_ses10_14)
-   Mean hourly earnings by sex, economic activity and employment contract (earn_ses10_15)
-   Mean hourly earnings by sex, economic activity and educational attainment level (earn_ses10_16)
-   Mean hourly earnings by sex, economic activity and length of service with the enterprise (earn_ses10_17)
-   Mean hourly earnings by sex, size class of the enterprise and occupation (earn_ses10_18)
-   Mean hourly earnings by sex, economic activity and occupation (earn_ses10_47)
-   Hourly earnings by economic activity and contractual working time (enterprises with 10 employed persons or more) (earn_ses10_hftpt)
-   Mean hourly earnings by NUTS 1 regions (enterprises with 10 employees or more) - NACE Rev. 2, B-S excluding O (earn_ses10_rhr)


































































 Monthly earnings (earn_ses10_mo)




-   Mean monthly earnings by sex, economic activity and collective pay agreement (earn_ses10_19)
-   Mean monthly earnings by sex, age and economic activity (earn_ses10_20)
-   Mean monthly earnings by sex, age and occupation - NACE Rev. 2, B-S excluding O (earn_ses10_21)
-   Mean monthly earnings by sex, economic activity and employment contract (earn_ses10_22)
-   Mean monthly earnings by sex, economic activity and educational attainment level (earn_ses10_23)
-   Mean monthly earnings by sex, economic activity and length of service with the enterprise (earn_ses10_24)
-   Mean monthly earnings by sex, size class of the enterprise and occupation (earn_ses10_25)
-   Mean monthly earnings by sex, economic activity and occupation (earn_ses10_48)
-   Monthly earnings by quantiles and contractual working time (enterprises with 10 employed persons or more) - NACE Re(...) (earn_ses10_mdeci)
-   Monthly earnings by economic control (enterprises with 10 employed persons or more) - NACE Rev. 2, B-S excluding O (earn_ses10_mctrl)












 Annual earnings (earn_ses10_an)










































-   Mean annual earnings by sex, economic activity and collective pay agreement (earn_ses10_26)



























-  Mean annual earnings by sex, age and economic activity (earn_ses10_27)
-  Mean annual earnings by sex, age and occupation - NACE Rev. 2, B-S excluding O (earn_ses10_28)
-  Mean annual earnings by sex, economic activity and employment contract (earn_ses10_29)
-  Mean annual earnings by sex, economic activity and educational attainment level (earn_ses10_30)
-  Mean annual earnings by sex, economic activity and length of service with the enterprise (earn_ses10_31)
-  Mean annual earnings by sex, size class of the enterprise and occupation (earn_ses10_32)
-  Mean annual earnings by sex, economic activity and occupation (earn_ses10_49)
-  Annual earnings by quantiles and contractual working time (enterprises with 10 employed persons or more) - NACE Rev(...) (earn_ses10_adece)
-  Annual earnings by economic control (enterprises with 10 employed persons or more) - NACE Rev. 2, B-S excluding O (earn_ses10_actrl)
-  Mean annual earnings by NUTS 1 regions (enterprises with 10 employees or more) - NACE Rev. 2, B-S excluding O (earn_ses10_rann)
-  Hours paid (earn_ses10_hrp)
 -  Mean monthly hours paid by sex, economic activity and collective pay agreement (earn_ses10_33)
 -  Mean monthly hours paid by sex, age and economic activity (earn_ses10_34)
 -  Mean monthly hours paid by sex, age and occupation - NACE Rev. 2, B-S excluding O (earn_ses10_35)
 -  Mean monthly hours paid by sex, economic activity and employment contract (earn_ses10_36)
 -  Mean monthly hours paid by sex, economic activity and educational attainment level (earn_ses10_37)
 -  Mean monthly hours paid by sex, economic activity and length of service with the enterprise (earn_ses10_38)
 -  Mean monthly hours paid by sex, size class of the enterprise and occupation (earn_ses10_39)
 -  Mean monthly hours paid by sex, economic activity and occupation (earn_ses10_50)
-  Annual holidays (earn_ses10_hol)
 -  Mean annual holidays by sex, economic activity and collective pay agreement (earn_ses10_40)
 -  Mean annual holidays by sex, age and economic activity (earn_ses10_41)
 -  Mean annual holidays by sex, age and occupation - NACE Rev. 2, B-S excluding O (earn_ses10_42)
 -  Mean annual holidays by sex, economic activity and employment contract (earn_ses10_43)
 -  Mean annual holidays by sex, economic activity and educational attainment level (earn_ses10_44)
 -  Mean annual holidays by sex, economic activity and length of service with the enterprise (earn_ses10_45)
 -  Mean annual holidays by sex, size class of the enterprise and occupation (earn_ses10_46)
 -  Mean annual holidays by sex, economic activity and occupation (earn_ses10_51)
-  Structure of earnings survey 2006 (earn_ses06)
 -  Number of employees (earn_ses06_nb)
 -  2006 - Number of employees by economic activity, collective pay agreement, sex (earn_ses06_01)
 -  Number of employees by economic activity, sex, age (earn_ses06_02)
 -  Number of employees by sex, age, occupation - NACE Rev. 1.1, C-O excluding L (earn_ses06_03)

































-   ZIP Number of employees by economic activity, sex, employment contract (earn_ses06_52)
-   ZIP Number of employees by economic activity, sex, educational attainment level (earn_ses06_04)
-   ZIP Number of employees by economic activity, sex, length of service with the enterprise (earn_ses06_05)
-   ZIP Number of employees by size class of the enterprise, sex, occupation (earn_ses06_53)
-   ZIP Number of employees by economic activity, sex, occupation (earn_ses06_54)
-  Hourly earnings (earn_ses06_hr)
 -   ZIP Mean hourly earnings by economic activity, collective pay agreement, sex (earn_ses06_12)
 -   ZIP Mean hourly earnings by economic activity, sex, age (earn_ses06_13)
 -   ZIP Mean hourly earnings by sex, age, occupation - NACE Rev. 1.1, C-O excluding L (earn_ses06_14)
 -   ZIP Mean hourly earnings by economic activity, sex, employment contract (earn_ses06_15)
 -   ZIP Mean hourly earnings by economic activity, sex, educational attainment level (earn_ses06_16)
 -   ZIP Mean hourly earnings by economic activity, sex, length of service with the enterprise (earn_ses06_17)
 -   ZIP Mean hourly earnings by size class of the enterprise, sex, occupation (earn_ses06_18)
 -   ZIP Mean hourly earnings by economic activity, sex, occupation (earn_ses06_47)
 -   ZIP Hourly earnings by economic activity and contractual working time (enterprises with 10 employed persons or more) (earn_ses_hftpt)
 -   ZIP Mean hourly earnings by NUTS 1 regions (enterprises with 10 employees or more) - NACE Rev. 1.1, C-O excluding L (earn_ses06_rhr)
-  Monthly earnings (earn_ses06_mo)
 -   ZIP Mean monthly earnings by economic activity, collective pay agreement, sex (earn_ses06_19)
 -   ZIP Mean monthly earnings by economic activity, sex, age (earn_ses06_20)
 -   ZIP Mean monthly earnings by sex, age, occupation - NACE Rev. 1.1, C-O excluding L (earn_ses06_21)
 -   ZIP Mean monthly earnings by economic activity, sex, employment contract (earn_ses06_22)
 -   ZIP Mean monthly earnings by economic activity, sex, educational attainment level (earn_ses06_23)
 -   ZIP Mean monthly earnings by economic activity, sex, length of service with the enterprise (earn_ses06_24)
 -   ZIP Mean monthly earnings by size class of the enterprise, sex, occupation (earn_ses06_25)
 -   ZIP Mean monthly earnings by economic activity, sex, occupation (earn_ses06_48)
 -   ZIP Monthly earnings by quantiles and contractual working time (enterprises with 10 employed persons or more) - NACE Re(...) (earn_ses_mdeci)
 -   ZIP Monthly earnings by economic control (enterprises with 10 employed persons or more) - NACE Rev. 1.1, C-O excluding L (earn_ses_mctrl)
-  Annual earnings (earn_ses06_an)
 -   ZIP Mean annual earnings by economic activity, collective pay agreement, sex (earn_ses06_26)
 -   ZIP Mean annual earnings by economic activity, sex, age (earn_ses06_27)
 -   ZIP Mean annual earnings by sex, age, occupation - NACE Rev. 1.1, C-O excluding L (earn_ses06_28)
 -   ZIP Mean annual earnings by economic activity, sex, employment contract (earn_ses06_29)
 -   ZIP Mean annual earnings by economic activity, sex, educational attainment level (earn_ses06_30)
 -   ZIP Mean annual earnings by economic activity, sex, length of service with the enterprise (earn_ses06_31)

























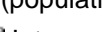







-  Mean annual earnings by size class of the enterprise, sex, occupation (earn_ses06_32)
-  Mean annual earnings by economic activity, sex, occupation (earn_ses06_49)
-  Annual earnings by quantiles and contractual working time (enterprises with 10 employed persons or more) - NACE Rev(...) (earn_ses_adecei)
-  Annual earnings by economic control (enterprises with 10 employed persons or more) - NACE Rev. 1.1, C-O excluding L (earn_ses_actrl)
-  Mean annual earnings by NUTS 1 regions (enterprises with 10 employees or more) - NACE Rev. 1.1, C-O excluding L (earn_ses06_rann)
-  Hours paid (earn_ses06_hrp)
 -  Mean monthly hours paid by economic activity, collective pay agreement, sex (earn_ses06_33)
 -  Mean monthly hours paid by economic activity, sex, age (earn_ses06_34)
 -  Mean monthly hours paid by sex, age, occupation - NACE Rev. 1.1, C-O excluding L (earn_ses06_35)
 -  Mean monthly hours paid by economic activity, sex, employment contract (earn_ses06_36)
 -  Mean monthly hours paid by economic activity, sex, educational attainment level (earn_ses06_37)
 -  Mean monthly hours paid by economic activity, sex, length of service with the enterprise (earn_ses06_38)
 -  Mean monthly hours paid by size class of the enterprise, sex, occupation (earn_ses06_39)
 -  Mean monthly hours paid by economic activity, sex, occupation (earn_ses06_50)
-  Annual holidays (earn_ses06_hol)
 -  Mean annual holidays by economic activity, collective pay agreement, sex (earn_ses06_40)
 -  Mean annual holidays by economic activity, sex, age (earn_ses06_41)
 -  Mean annual holidays by sex, age, occupation - NACE Rev. 1.1, C-O excluding L (earn_ses06_42)
 -  Mean annual holidays by economic activity, sex, employment contract (earn_ses06_43)
 -  Mean annual holidays by economic activity, sex, educational attainment level (earn_ses06_44)
 -  Mean annual holidays by economic activity, sex, length of service with the enterprise (earn_ses06_45)
 -  Mean annual holidays by size class of the enterprise, sex, occupation (earn_ses06_46)
 -  Mean annual holidays by economic activity, sex, occupation (earn_ses06_51)
-  Structure of earnings survey 2002 (earn_ses)
 -  Number of employees (earn_ses_nrsal)
 -  2002 - Number of employees by economic activity, collective pay agreement, sex, employment contract (earn_ses_agt01)
 -  Number of employees by economic activity, sex, age (earn_ses_agt02)
 -  Number of employees by size of the enterprise, sex, occupation (earn_ses_agt03)
 -  Number of employees by economic activity, sex, educational attainment level (earn_ses_agt04)
 -  Number of employees by economic activity, sex, length of service in the enterprise (earn_ses_agt05)
 -  Number of employees by economic activity, economic control, sex (earn_ses_agt06)
 -  Hourly earnings (earn_ses_hr)
 -  Mean hourly earnings by economic activity, collective pay agreement, sex (earn_ses_agt12)
 -  Mean hourly earnings by economic activity, sex, age (earn_ses_agt13)
 -  Mean hourly earnings by sex, age, occupation (earn_ses_agt14)
 -  Mean hourly earnings by economic activity, sex, employment contract (earn_ses_agt15)
 -  Mean hourly earnings by economic activity, sex, educational attainment level (earn_ses_agt16)




-  Mean hourly earnings by economic activity, sex, length of service in the enterprise (earn_ses_agt17)
-  Mean hourly earnings by size of the enterprise, sex, occupation (earn_ses_agt18)
-  Monthly earnings (earn_ses_mo)
 -  Mean monthly earnings by economic activity, collective pay agreement, sex (earn_ses_agt19)
 -  Mean monthly earnings by economic activity, sex, age (earn_ses_agt20)
 -  Mean monthly earnings by sex, age, occupation (earn_ses_agt21)
 -  Mean monthly earnings by economic activity, sex, employment contract (earn_ses_agt22)
 -  Mean monthly earnings by economic activity, sex, educational attainment level (earn_ses_agt23)
 -  Mean monthly earnings by economic activity, sex, length of service in the enterprise (earn_ses_agt24)
 -  Mean monthly earnings by size of the enterprise, sex, occupation (earn_ses_agt25)
-  Annual earnings (earn_ses_an)
 -  Mean annual earnings by economic activity, collective pay agreement, sex (earn_ses_agt26)
 -  Mean annual earnings by economic activity, sex, age (earn_ses_agt27)
 -  Mean annual earnings by sex, age, occupation (earn_ses_agt28)
 -  Mean annual earnings by economic activity, sex, employment contract (earn_ses_agt29)
 -  Mean annual earnings by economic activity, sex, educational attainment level (earn_ses_agt30)
 -  Mean annual earnings by economic activity, sex, length of service in the enterprise (earn_ses_agt31)
 -  Mean annual earnings by size of the enterprise, sex, occupation (earn_ses_agt32)
-  Hours paid (earn_ses_hrpaid)
 -  Mean monthly hours paid by economic activity, collective pay agreement, sex (earn_ses_agt33)
 -  Mean monthly hours paid by economic activity, sex, age (earn_ses_agt34)
 -  Mean monthly hours paid by sex, age, occupation (earn_ses_agt35)
 -  Mean monthly hours paid by economic activity, sex, employment contract (earn_ses_agt36)
 -  Mean monthly hours paid by economic activity, sex, educational attainment level (earn_ses_agt37)
 -  Mean monthly hours paid by economic activity, sex, length of service in the enterprise (earn_ses_agt38)
 -  Mean monthly hours paid by size of the enterprise, sex, occupation (earn_ses_agt39)
-  Annual holidays (earn_ses_anhol)
 -  Mean annual holidays by economic activity, collective pay agreement, sex (earn_ses_agt40)
 -  Mean annual holidays by economic activity, sex, age (earn_ses_agt41)
 -  Mean annual holidays by sex, age, occupation (earn_ses_agt42)
 -  Mean annual holidays by economic activity, sex, employment contract (earn_ses_agt43)
 -  Mean annual holidays by economic activity, sex, educational attainment level (earn_ses_agt44)
 -  Mean annual holidays by economic activity, sex, length of service in the enterprise (earn_ses_agt45)
 -  Mean annual holidays by size of the enterprise, sex, occupation (earn_ses_agt46)
-  Gender pay gap in unadjusted form (earn_grgpgg)
 -  Gender pay gap in unadjusted form - NACE Rev. 2 activity (earn_grgpgg2)
 -  Gender pay gap in unadjusted form by NACE Rev. 2 activity - structure of earnings survey methodology (earn_gr_gpgr2)
 -  Gender pay gap in unadjusted form by age - NACE Rev. 2 activity (B-S except O), structure of earnings survey methodology (earn_gr_gpgr2ag)

-  Gender pay gap in unadjusted form by type of ownership of the economic activity - NACE Rev. 2 activity (B-S except (...)) (earn_gr_gpgr2ct)
-  Gender pay gap in unadjusted form by working time - NACE Rev. 2 activity (B-S except O), structure of earnings surv(...) (earn_gr_gpgr2wt)
-  Gender pay gap in unadjusted form - NACE Rev. 1.1 activity (earn_grpgp1)
 -  Gender pay gap in unadjusted form by NACE Rev. 1.1 activity - structure of earnings survey methodology (earn_gr_gpg)
 -  Gender pay gap in unadjusted form (1994 - 2006) (earn_gr_hpgg)
-  Minimum wages (earn_minw)
 -  Monthly minimum wages - bi-annual data (earn_mw_cur)
 -  Monthly minimum wage as a proportion of average monthly earnings (%) - NACE Rev. 2 (from 2008 onwards) (earn_mw_avgr2)
 -  Monthly minimum wage as a proportion of average monthly earnings (%) - NACE Rev. 1.1 (1999-2009) (earn_mw_avgr1)
-  Gross earnings - historical data (earn_gr_hist)
 -  Average annual gross earnings by sex and NACE Rev. 2 activity (earn_gr_nace2)
 -  Number of employees by sex and NACE Rev. 2 activity (earn_gr_empnac2)
 -  Average annual gross earnings by sex and NACE Rev. 1.1 activity (earn_gr_nace)
 -  Number of employees by sex and NACE Rev. 1.1 activity (earn_gr_empnace)
 -  Average annual gross earnings by sex and occupation (earn_gr_isco)
 -  Number of employees by sex and occupation (earn_gr_empisco)
-  Labour costs (lc)
 -  Labour cost index (lci)
 -  Labour cost index by NACE Rev. 2 activity - nominal value, quarterly data (lc_lci_r2_q)
 -  Labour cost index by NACE Rev. 2 activity - nominal value, annual data (lc_lci_r2_a)
 -  Labour cost index by NACE Rev. 2 activity - country weights (lc_lci_r2_cow)
 -  Labour cost index by NACE Rev. 2 activity - item weights (lc_lci_r2_itw)
 -  Labour costs index - historical data (lci_hist)
 -  Labour cost index by NACE Rev. 1.1 activity - nominal value, quarterly data (lc_lci_r1_q)
 -  Labour cost index by NACE Rev. 1.1 activity - nominal value, annual data (lc_lci_r1_a)
 -  Labour cost index by NACE Rev. 1.1 activity - country weights (lc_lci_r1_cow)
 -  Labour cost index by NACE Rev. 1.1 activity - item weights (lc_lci_r1_itw)
-  Labour costs annual data (lcan)
 -  Labour cost levels by NACE Rev. 2 activity (lc_lci_lev)
-  Labour costs - historical data (lcan_hist)
 -  Labour costs by NACE Rev. 2 activity (lc_an_cost_r2)
 -  Structure of labour cost by NACE Rev. 2 activity (lc_an_struc_r2)
 -  Hourly labour costs by NACE Rev. 1.1 activity (lc_an_costh)
 -  Monthly labour costs by NACE Rev. 1.1 activity (lc_an_costm)
 -  Structure of labour cost by NACE Rev. 1.1 activity (lc_an_struc)
-  Labour cost surveys (lcs)
 -  Labour costs survey 2008, 2012 and 2016 - NACE Rev. 2 activity (lcs_r2)
 -  Labour cost, wages and salaries, direct remuneration (excluding apprentices) by NACE Rev. 2 activity) - LCS survey(...) (lc_ncost_r2)
 -  Labour cost, wages and salaries (including apprentices) by NACE Rev. 2 activity - LCS surveys 2008, 2012 and 2016 (lc_ncostot_r2)
 -  Structure of labour cost by NACE Rev. 2 activity - % of total cost, LCS surveys 2008, 2012 and 2016 (lc_nstruc_r2)
 -  Number of employees, hours worked and paid, by working time and NACE Rev. 2 activity - LCS surveys 2008, 2012 and 2016 (lc_nnum1_r2)

-  Average hours worked and paid per employee, by working time and NACE Rev. 2 activity - LCS surveys 2008, 2012 and 2016 (lc_nnum2_r2)
-  Number of statistical units selected for the survey, by NACE Rev. 2 activity - LCS surveys 2008, 2012 and 2016 (lc_nstu_r2)
-  Hours worked compared to hours paid, by NACE Rev. 2 activity - LCS surveys 2008, 2012 and 2016 (lc_nhour_r2)
-  Labour cost, wages and salaries, direct remuneration by NACE Rev. 2 activity and NUTS 1 regions - LCS surveys 2008,(...) (lc_rcost_r2)
-  Structure of labour cost by NACE Rev. 2 activity and NUTS 1 regions - % of total cost, LCS surveys 2008, 2012 and 2016 (lc_rstruc_r2)
-  Number of employees and hours worked, by working time, NACE Rev. 2 activity and NUTS 1 regions - LCS surveys 2008, (...) (lc_rnum1_r2)
-  Average hours worked per employee, by working time, NACE Rev. 2 activity and NUTS 1 regions - LCS surveys 2008, 2(...) (lc_rnum2_r2)
-  Number of statistical units selected for the survey, by NACE Rev. 2 activity and NUTS 1 regions - LCS surveys 2008,(...) (lc_rstu_r2)
-  Labour costs survey 2008 - NACE Rev. 1.1 activity (lcs2008_r1)
 -  Labour cost, wages and salaries, direct remuneration by NACE Rev. 1.1 activity - LCS survey 2008 (lc_n08cost_r1)
 -  Structure of labour cost by NACE Rev. 1.1 activity - % of total cost, LCS survey 2008 (lc_n08struc_r1)
 -  Number of employees, hours worked and paid, by working time and NACE Rev. 1.1 activity - LCS survey 2008 (lc_n08num1_r1)
 -  Average hours worked and paid per employee, by working time and NACE Rev. 1.1 activity - LCS survey 2008 (lc_n08num2_r1)
 -  Number of statistical units selected for the survey, by NACE Rev. 1.1 activity - LCS survey 2008 (lc_n08stu_r1)
 -  Hours worked compared to hours paid, by NACE Rev. 1.1 activity - LCS survey 2008 (lc_n08hour_r1)
-  Labour costs survey 2004 (lcs2004)
 -  Labour cost, wages and salaries, direct remuneration by NACE Rev. 1.1 activity - LCS survey 2004 (lc_n04cost)
 -  Structure of labour cost by NACE Rev. 1.1 activity - % of total cost, LCS survey 2004 (lc_n04struc)
 -  Number of employees, hours worked and paid, by working time and NACE Rev. 1.1 activity - LCS survey 2004 (lc_n04num1)
 -  Average hours worked and paid per employee, by working time and NACE Rev. 1.1 activity - LCS survey 2004 (lc_n04num2)
 -  Number of statistical units selected for the survey, by NACE Rev. 1.1 activity - LCS survey 2004 (lc_n04stu)
 -  Hours worked compared to hours paid, by NACE Rev. 1.1 activity - LCS survey 2004 (lc_n04hour)
 -  Labour cost, wages and salaries, direct remuneration by NACE Rev. 1.1 activity and NUTS 1 regions - LCS survey 2004 (lc_r04cost)
 -  Structure of labour cost by NACE Rev. 1.1 activity and NUTS 1 regions - % of total cost, LCS survey 2004 (lc_r04struc)
 -  Number of employees and hours worked, by working time, NACE Rev. 1.1 activity and NUTS 1 regions - LCS survey 2004 (lc_r04num1)
 -  Average hours worked per employee, by working time, NACE Rev. 1.1 activity and NUTS 1 regions - LCS survey 2004 (lc_r04num2)












-  Number of statistical units selected for the survey, by NACE Rev. 1.1 activity and NUTS 1 regions - LCS survey 2004 (lc_r04stu)
 -  Labour costs survey 2000 (lcs2000)
 -  Labour cost, wages and salaries, direct remuneration by NACE Rev. 1.1 activity - LCS survey 2000 (lc_n00cost)
 -  Structure of labour cost by NACE Rev. 1.1 activity - % of total cost, LCS survey 2000 (lc_n00struc)
 -  Number of employees, hours worked and paid, by working time and NACE Rev. 1.1 activity - LCS survey 2000 (lc_n00num1)
 -  Average hours worked and paid per employee, by working time and NACE Rev. 1.1 activity - LCS survey 2000 (lc_n00num2)
 -  Number of statistical units selected for the survey, by NACE Rev. 1.1 activity - LCS survey 2000 (lc_n00stu)
 -  Temporary staff: labour cost, number of employees and number of hours worked by NACE Rev. 1.1 activity - LCS survey 2000 (lc_n00temp)
 -  Hours worked compared to hours paid, by NACE Rev. 1.1 activity - LCS survey 2000 (lc_n00hour)
 -  Labour cost, wages and salaries, direct remuneration by NACE Rev. 1.1 activity and NUTS 1 regions - LCS survey 2000 (lc_r00cost)
 -  Structure of labour cost by NACE Rev. 1.1 activity and NUTS 1 regions - % of total cost, LCS survey 2000 (lc_r00struc)
 -  Number of employees and hours worked, by working time, NACE Rev. 1.1 activity and NUTS 1 regions - LCS survey 2000 (lc_r00num1)
 -  Average hours worked per employee, by working time, NACE Rev. 1.1 activity and NUTS 1 regions - LCS survey 2000 (lc_r00num2)
 -  Number of statistical units selected for the survey, by NACE Rev. 1.1 activity and NUTS 1 regions - LCS survey 2000 (lc_r00stu)
 -  Labour market policy (source: DG EMPL) (lmp)
 -  Living conditions and welfare (livcon)
 -  Consumption expenditure of private households (hbs)
 -  Mean consumption expenditure of private households (hbs_exp)
 -  Mean consumption expenditure per household and per adult equivalent (hbs_exp_t111)
 -  Mean consumption expenditure per household by COICOP consumption purpose (hbs_exp_t121)
 -  Mean consumption expenditure per household with expenditure greater than zero by COICOP consumption purpose (hbs_exp_t123a)
 -  Households with expenditure greater than zero by COICOP consumption purpose (hbs_exp_t123b)
 -  Mean consumption expenditure by socio-economic category of the reference person (hbs_exp_t131)
 -  Mean consumption expenditure by number of active persons (hbs_exp_t132)
 -  Mean consumption expenditure by income quintile (hbs_exp_t133)
 -  Mean consumption expenditure by type of household (hbs_exp_t134)
 -  Mean consumption expenditure by age of the reference person (hbs_exp_t135)
 -  Mean consumption expenditure by degree of urbanisation (hbs_exp_t136)
 -  Mean consumption expenditure by main source of the household's income (hbs_exp_t137)
 -  Structure of mean consumption expenditure (hbs_struc)
 -  Structure of consumption expenditure by COICOP consumption purpose (hbs_str_t211)
 -  Structure of consumption expenditure by activity and employment status of the reference person and COICOP consumpti(...) (hbs_str_t221)

-  Structure of consumption expenditure by number of active persons and COICOP consumption purpose (hbs_str_t222)
-  Structure of consumption expenditure by income quintile and COICOP consumption purpose (hbs_str_t223)
-  Structure of consumption expenditure by type of household and COICOP consumption purpose (hbs_str_t224)
-  Structure of consumption expenditure by age of the reference person and COICOP consumption purpose (hbs_str_t225)
-  Structure of consumption expenditure by degree of urbanisation and COICOP consumption purpose (hbs_str_t226)
-  Structure of consumption expenditure by main source of income and COICOP consumption purpose (hbs_str_t227)
-  Household characteristics (hbs_carac)
 -  Household characteristics by activity and employment status of the reference person (hbs_car_t311)
 -  Household characteristics by number of active persons (hbs_car_t312)
 -  Household characteristics by type of household (hbs_car_t313)
 -  Household characteristics by age of the reference person (hbs_car_t314)
 -  Household characteristics by degree of urbanisation (hbs_car_t315)
 -  Household characteristics by main source of income (hbs_car_t316)
-  Income and living conditions (ilc)
 -  People at risk of poverty or social exclusion (Europe 2020 strategy) (ilc_pe)
 -  Main indicator - Europe 2020 target on poverty and social exclusion (ilc_peps)
 -  People at risk of poverty or social exclusion by age and sex (ilc_peps01)
 -  People at risk of poverty or social exclusion by most frequent activity status (population aged 18 and over) (ilc_peps02)
 -  People at risk of poverty or social exclusion by income quintile and household type (ilc_peps03)
 -  People at risk of poverty or social exclusion by educational attainment level (population aged 18 and over) (ilc_peps04)
 -  People at risk of poverty or social exclusion by broad group of citizenship (population aged 18 and over) (ilc_peps05)
 -  People at risk of poverty or social exclusion by broad group of country of birth (population aged 18 and over) (ilc_peps06)
 -  People at risk of poverty or social exclusion by tenure status (ilc_peps07)
 -  People at risk of poverty or social exclusion by NUTS regions (ilc_peps11)
 -  People at risk of poverty or social exclusion by degree of urbanisation (ilc_peps13)
 -  Children at risk of poverty or social exclusion by educational attainment level of their parents (population aged 0(...)) (ilc_peps60)
 -  Intersections between sub-populations of Europe 2020 indicators on poverty and social exclusion (ilc_pees)
 -  Persons by risk of poverty, material deprivation, work intensity of the household, age and sex of the person - inte(...) (ilc_pees01)
 -  Persons aged 18 and over by risk of poverty, material deprivation, work intensity of the household and most frequen(...) (ilc_pees02)
 -  Persons by risk of poverty, material deprivation, work intensity of the household and income quintile - intersectio(...) (ilc_pees03)
 -  Persons by risk of poverty, material deprivation, work intensity of the household and household composition - inter(...) (ilc_pees04)
 -  Persons aged 18 and over by risk of poverty, material deprivation, work intensity of the household and educational (...) (ilc_pees05)

-  Persons aged 18 and over by risk of poverty, material deprivation, work intensity of the household and citizenship (...) (ilc_pees06)
-  Persons aged 18 and over by risk of poverty, material deprivation, work intensity of the household and country of b(...) (ilc_pees07)
-  Persons by risk of poverty, material deprivation, work intensity of the household and tenure status - intersections(...) (ilc_pees08)












Inequality (ilc_ie)



































Income inequality (ilc_iei)







































































-  Income quintile share ratio S80/S20 for disposable income by sex and age group - EU-SILC survey (ilc_di11)
-  Income quintile share ratio S80/S20 for gross market income by sex and age group - EU-SILC survey (ilc_di11a)
-  Income quintile share ratio S80/S20 for net market income by sex and age group - EU-SILC survey (ilc_di11b)
-  Income quintile share ratio S80/S20 for gross total disposable income by sex and age group - EU-SILC survey (ilc_di11c)
-  Income quintile share ratio S80/S20 by NUTS 2 regions - EU-SILC survey (ilc_di11_r)
-  Income quintile share ratio S80/S50 for disposable income by sex and age group - EU-SILC survey (ilc_di11d)
-  Income quintile share ratio S50/S20 for disposable income by sex and age group - EU-SILC survey (ilc_di11e)
-  Income quintile share ratio S40/S100 for disposable income by sex and age group - EU-SILC survey (ilc_di11f)
-  Gini coefficient of equivalised disposable income - EU-SILC survey (ilc_di12)
-  Gini coefficient of equivalised disposable income before social transfers (pensions included in social transfers) (ilc_di12b)
-  Gini coefficient of equivalised disposable income before social transfers (pensions excluded from social transfers) (ilc_di12c)


Income distribution and monetary poverty (ilc_ip)


Monetary poverty (ilc_li)


-  At-risk-of-poverty thresholds - EU-SILC and ECHP surveys (ilc_li01)
-  At-risk-of-poverty rate by poverty threshold, age and sex - EU-SILC and ECHP surveys (ilc_li02)
-  At-risk-of-poverty rate by poverty threshold and household type - EU-SILC and ECHP surveys (ilc_li03)
-  At-risk-of-poverty rate by poverty threshold and most frequent activity in the previous year - EU-SILC and ECHP surveys (ilc_li04)
-  At-risk-of-poverty rate by poverty threshold and main source of income - ECHP survey (ilc_li05)
-  At-risk-of-poverty rate by poverty threshold and work intensity of the household (population aged 0 to 59 years) - (...) (ilc_li06)
-  At-risk-of-poverty rate by poverty threshold and work intensity of the household - ECHP survey (ilc_li06h)
-  At-risk-of-poverty rate by poverty threshold and educational attainment level - EU-SILC survey (ilc_li07)
-  At-risk-of-poverty rate by poverty threshold and tenure status - EU-SILC and ECHP surveys (ilc_li08)
-  At-risk-of-poverty rate before social transfers (pensions included in social transfers) by poverty threshold, age a(...) (ilc_li09)
-  At-risk-of-poverty rate before social transfers (pensions included in social transfers) by household type - EU-SILC(...) (ilc_li09b)

-  At-risk-of-poverty rate before social transfers (pensions excluded from social transfers) by poverty threshold, age(...) (ilc_li10)
-  At-risk-of-poverty rate before social transfers (pensions excluded from social transfers) by household type - EU-SI(...) (ilc_li10b)
-  Relative at risk of poverty gap by poverty threshold - EU-SILC and ECHP surveys (ilc_li11)
-  At-risk-of-poverty rate anchored at a point in time by sex and age - ECHP survey (ilc_li20)
-  Persistent at-risk-of-poverty rate by sex and age - EU-SILC and ECHP surveys (ilc_li21)
-  At-risk-of-poverty rate anchored at a fixed moment in time (2005) by age and sex - EU-SILC survey (ilc_li22)
-  At-risk-of-poverty rate anchored at a fixed moment in time (2008) by age and sex - EU-SILC survey (ilc_li22b)
-  Persistent at-risk-of-poverty rate by household type (ilc_li23)
-  Persistent at-risk-of-poverty rate by educational attainment level (ilc_li24)
-  At-risk-of-poverty rate by broad group of citizenship (population aged 18 and over) (ilc_li31)
-  At-risk-of-poverty rate by broad group of country of birth (population aged 18 and over) (ilc_li32)
-  At-risk-of-poverty rate by NUTS regions (ilc_li41)
-  At-risk-of-poverty rate by degree of urbanisation (ilc_li43)
-  At-risk-of-poverty rate after deducting housing costs by age and sex (ilc_li45)
-  At-risk-of-poverty rate after deducting housing costs by degree of urbanisation (ilc_li48)
-  Distribution of population by number of years spent in poverty within a four-year period (ilc_li51)
-  At-risk of poverty rate for children by educational attainment level of their parents (population aged 0 to 17 years) (ilc_li60)
-  At-risk of poverty rate for children by citizenship of their parents (population aged 0 to 17 years) (ilc_li33)
-  At-risk of poverty rate for children by country of birth of their parents (population aged 0 to 17 years) (ilc_li34)
-  At-risk-of-poverty rate by NUTS 2 regions - EU-SILC survey (ilc_li02_r)
-  At-risk-of-poverty rate before social transfers (pensions excluded from social transfers) by NUTS 2 regions - EU-SI(...) (ilc_li10_r)
-  Monetary poverty for elderly people (ilc_pn)
 -  At-risk-of-poverty rate of older people by sex and selected age groups - EU-SILC and ECHP surveys (ilc_pnp1)
 -  At-risk-of-poverty rate of older people, by age and sex - EU-SILC and ECHP surveys (ilc_pns1)
 -  At-risk-of-poverty rate for pensioners - EU-SILC and ECHP surveys (ilc_pns6)
 -  At-risk-of-poverty rate of older people by tenure status - EU-SILC and ECHP surveys (ilc_pns7)
 -  Dispersion around the at-risk-of-poverty threshold by sex and selected age groups - EU-SILC and ECHP surveys (ilc_pns8)
 -  At-risk-of-poverty rate of persons below-above 65 years by sex – EU-SILC survey (ilc_pnp9)
 -  Relative median income ratio (65+) - EU-SILC and ECHP surveys (ilc_pnp2)
 -  Relative median income ratio (60+) - EU-SILC survey (ilc_pns2)
 -  Gender differences in the relative median income ratio (65+) - EU-SILC survey (ilc_pnp10)
 -  Gender differences in the relative median income ratio (60+) - EU-SILC survey (ilc_pns11)
 -  Aggregate replacement ratio for pensions (excluding other social benefits) by sex - EU-SILC survey (ilc_pnp3)
 -  Gender differences in the aggregate replacement ratio for pensions (excluding other social benefits) - EU-SILC survey (ilc_pnp11)

-   ZIP Gender differences in the at-risk-of-poverty rate by age - EU-SILC survey (ilc_pnp12)
-   ZIP Gender pension gap by age group – EU-SILC survey (ilc_pnp13)
-   ZIP Gender coverage rate in pension by age group – EU-SILC survey (ilc_pnp14)
-   ZIP Inequality of income distribution S80/S20 income quintile share ratio - EU-SILC and ECHP surveys (ilc_pns4)
-   ZIP Relative median at-risk-of-poverty gap of elderly people - EU-SILC and ECHP surveys (ilc_pns5)
-  In-work poverty (ilc_iw)
 -   ZIP In-work at-risk-of-poverty rate by age and sex - EU-SILC survey (ilc_iw01)
 -   ZIP In-work at-risk-of-poverty rate by household type - EU-SILC survey (ilc_iw02)
 -   ZIP In-work at-risk-of-poverty rate by work intensity of the household (population aged 18 to 59 years) - EU-SILC survey (ilc_iw03)
 -   ZIP In-work at-risk-of-poverty rate by educational attainment level - EU-SILC survey (ilc_iw04)
 -   ZIP In-work at-risk-of-poverty rate by type of contract - EU-SILC survey (ilc_iw05)
 -   ZIP In-work at-risk-of-poverty rate by months worked - EU-SILC survey (ilc_iw06)
 -   ZIP In-work at-risk-of-poverty rate by full-/part-time work - EU-SILC survey (ilc_iw07)
 -   ZIP In-work at-risk-of-poverty rate by broad group of citizenship (population aged 18 and over) (ilc_iw15)
 -   ZIP In-work at-risk-of-poverty rate by broad group of country of birth (population aged 18 and over) (ilc_iw16)
-  Distribution of income (ilc_di)
 -   ZIP Distribution of income by quantiles - EU-SILC and ECHP surveys (ilc_di01)
 -   ZIP Distribution of income by different income groups - EU-SILC and ECHP surveys (ilc_di02)
 -   ZIP Mean and median income by age and sex - EU-SILC and ECHP surveys (ilc_di03)
 -   ZIP Mean and median income by household type - EU-SILC and ECHP surveys (ilc_di04)
 -   ZIP Mean and median income by most frequent activity status - EU-SILC survey (ilc_di05)
 -   ZIP Mean and median income by main source of income - ECHP survey (ilc_di06)
 -   ZIP Mean and median income by work intensity of the household (population aged 0 to 59 years) - EU-SILC survey (ilc_di07)
 -   ZIP Mean and median income by work intensity of the household - ECHP survey (ilc_di07h)
 -   ZIP Mean and median income by educational attainment level - EU-SILC survey (ilc_di08)
 -   ZIP Mean and median income by tenure status - EU-SILC and ECHP surveys (ilc_di09)
 -   ZIP Mean and median income by ability to make ends meet - EU-SILC and ECHP surveys (ilc_di10)
 -   ZIP Mean and median income before social transfers (pensions included in social transfers) by age and sex (ilc_di13)
 -   ZIP Mean and median income before social transfers (pensions included in social transfers) by household type (ilc_di13b)
 -   ZIP Mean and median income before social transfers (pensions excluded from social transfers) by age and sex (ilc_di14)
 -   ZIP Mean and median income before social transfers (pensions excluded from social transfers) by household type (ilc_di14b)
 -   ZIP Mean and median income by broad group of citizenship (population aged 18 and over) (ilc_di15)
 -   ZIP Mean and median income by broad group of country of birth (population aged 18 and over) (ilc_di16)
 -   ZIP Mean and median income by degree of urbanisation (ilc_di17)
 -   ZIP Share of people having income greater or equal to specific national thresholds by age and sex (ilc_di20)
 -   ZIP Share of people having income greater or equal to specific national thresholds by degree of urbanisation (ilc_di23)

 Share of people having income greater or equal to specific national thresholds by educational attainment level (ilc_di27)


 Transitions of income within one year by decile (ilc_di30a)


 Transitions of income within two years by decile (ilc_di30b)


 Transitions of income within three years by decile (ilc_di30c)


Living conditions (ilc_lv)


Private households (ilc_lvph)


 Average household size - EU-SILC survey (ilc_lvph01)

 Distribution of households by household type from 2003 onwards - EU-SILC survey (ilc_lvph02)


 Distribution of households by household type until 2001 - ECHP survey (ilc_lvph02h)


 Distribution of households by household size - EU-SILC survey (ilc_lvph03)


 Distribution of households by household type and income level - EU-SILC survey (ilc_lvph04)


 Distribution of households with children by number of children - EU-SILC survey (ilc_lvph05)


Population structure (ilc_lvps)


 Distribution of population by sex and age - EU-SILC survey (ilc_lvps01)


 Distribution of population by household type and income group - EU-SILC survey (ilc_lvps02)


 Distribution of population by work intensity of the household (population aged 0 to 59 years) - EU-SILC survey (ilc_lvps03)


 Distribution of population aged 18 and over by educational attainment level and age group - EU-SILC survey (ilc_lvps04)


 Share of young adults aged 18-34 living with their parents by age and sex - EU-SILC survey (ilc_lvps08)


 Share of young adults aged 18-34 living with their parents by self-defined current economic status - EU-SILC survey (ilc_lvps09)


 Share of young adults aged 18-34 living with their parents by type of contract - EU-SILC survey (ilc_lvps10)

 Distribution of population by broad group of citizenship and tenure status (population aged 18 and over) (ilc_lvps15)


 Distribution of population by broad group of country of birth and tenure status (population aged 18 and over) (ilc_lvps16)


 Share of children (aged less than 18) living with their parents by type of household - EU-SILC survey (ilc_lvps20)


 Distribution of children (aged less than 18) by educational attainment level of their parents and income group (ilc_lvps25)


 Distribution of population aged 65 and over by type of household - EU-SILC survey (ilc_lvps30)


Health and labour conditions (ilc_lvhl)


 Self defined health status by age and income quantile - ECHP survey (ilc_lk11)

 Distribution of population aged 18 and over by health status, age group, sex and degree of urbanisation - EU-SILC survey (ilc_lvhl01)

 Distribution of population over 18 years by most frequent activity status, age group and sex - EU-SILC survey (ilc_lvhl02)


 Distribution of population aged 18 and over by occupation, income group and sex - EU-SILC survey (ilc_lvhl03)

 Distribution of population aged 18 and over by part-time or full-time employment, income group and sex - EU-SILC survey (ilc_lvhl04)


 People living in households with very low work intensity by age and sex (population aged 0 to 59 years) (ilc_lvhl11)


-  People living in households with very low work intensity by most frequent activity status (population aged 18 to 59(...)) (ilc_lvhl12)
-  People living in households with very low work intensity by income quintile and household type (population aged 0 t(...)) (ilc_lvhl13)
-  People living in households with very low work intensity by educational attainment level (population aged 18 to 59 (...)) (ilc_lvhl14)
-  People living in households with very low work intensity by broad group of citizenship (population aged 18 to 59 years) (ilc_lvhl15)
-  People living in households with very low work intensity by broad group of country of birth (population aged 18 to (...)) (ilc_lvhl16)
-  People living in households with very low work intensity by tenure status (population aged 0 to 59 years) (ilc_lvhl17)
-  People living in households with very low work intensity by NUTS regions (population aged 0 to 59 years) (ilc_lvhl21)
-  People living in households with very low work intensity by degree of urbanisation (population aged 0 to 59 years) (ilc_lvhl23)
-  Labour transitions by employment status (ilc_lvhl30)
-  Labour transitions by type of contract (ilc_lvhl32)
-  Labour transitions from temporary to permanent contracts by sex -3-year average (ilc_lvhl36)
-  Labour transitions by type of contract - changes in employment security (ilc_lvhl33)
-  Labour transitions by pay level (ilc_lvhl34)
-  Labour transitions by employment status and pay level - changes in qualifications (ilc_lvhl35)
-  Children living in households with very low work intensity by educational attainment level of their parents (popula(...)) (ilc_lvhl60)
-  Housing conditions (ilc_lvho)
 -  Distribution of population by degree of urbanisation, dwelling type and income group - EU-SILC survey (ilc_lvho01)
 -  Distribution of population by tenure status, type of household and income group - EU-SILC survey (ilc_lvho02)
 -  Average number of rooms per person by tenure status and dwelling type from 2003 onwards - EU-SILC survey (ilc_lvho03)
 -  Average number of rooms per person by tenure status and dwelling type until 2001 - ECHP survey (ilc_lvho03h)
 -  Average number of rooms per person by type of household and income group from 2003 - EU-SILC survey (ilc_lvho04)
 -  Average number of rooms per person by degree of urbanization (ilc_lvho04d)
 -  Average number of rooms per person by type of household and income group until 2001 - ECHP survey (ilc_lvho04h)
 -  Average number of rooms per person by NUTS region (ilc_lvho04n)
-  Overcrowding rate (ilc_lvho_or)
 -  Overcrowding rate by age, sex and poverty status - total population - EU-SILC survey (ilc_lvho05a)
 -  Overcrowding rate by household type - total population - EU-SILC survey (ilc_lvho05b)
 -  Overcrowding rate by tenure status - total population - EU-SILC survey (ilc_lvho05c)
 -  Overcrowding rate by degree of urbanisation - total population - EU-SILC survey (ilc_lvho05d)
 -  Overcrowding rate by income quintile - total population - EU-SILC survey (ilc_lvho05q)
 -  Overcrowding rate by age, sex and poverty status - population without single-person households - EU-SILC survey (ilc_lvho06)


-  Overcrowding rate by income quintile - population without single-person households - EU-SILC survey (ilc_lvho06q)
-  Overcrowding rate by age, sex and broad group of citizenship (total population aged 18 and over) (ilc_lvho15)
-  Overcrowding rate by age, sex and broad group of country of birth (total population aged 18 and over) (ilc_lvho16)
-  Under-occupied dwellings (ilc_lvho_uo)
 -  Share of people living in under-occupied dwellings by age, sex and poverty status - total population - EU-SILC survey (ilc_lvho50a)
 -  Share of people living in under-occupied dwellings by household type and income quintile - total population - EU-SI(...) (ilc_lvho50b)
 -  Share of people living in under-occupied dwellings by tenure status - total population - EU-SILC survey (ilc_lvho50c)
 -  Share of people living in under-occupied dwellings by degree of urbanisation - total population - EU-SILC survey (ilc_lvho50d)
-  Housing cost burden (ilc_lvho_hc)
 -  Housing cost overburden rate by age, sex and poverty status - EU-SILC survey (ilc_lvho07a)
 -  Housing cost overburden rate by income quintile - EU-SILC survey (ilc_lvho07b)
 -  Housing cost overburden rate by tenure status - EU-SILC survey (ilc_lvho07c)
 -  Housing cost overburden rate by degree of urbanisation - EU-SILC survey (ilc_lvho07d)
 -  Housing cost overburden rate by household type - EU-SILC survey (ilc_lvho07e)
 -  Median of the housing cost burden distribution by age, sex and poverty status - EU-SILC survey (ilc_lvho08a)
 -  Median of the housing cost burden distribution by degree of urbanisation - EU-SILC survey (ilc_lvho08b)
 -  Housing cost overburden rate by age, sex and broad group of citizenship (total population aged 18 and over) (ilc_lvho25)
 -  Housing cost overburden rate by age, sex and broad group of country of birth (total population aged 18 and over) (ilc_lvho26)
 -  Distribution of population by housing cost burden and sex (ilc_lvho27)
 -  Distribution of population by housing cost burden and tenure status (ilc_lvho28)
 -  Distribution of population by housing cost burden and degree of urbanisation (ilc_lvho29)
 -  Distribution of population by housing cost burden and household type (ilc_lvho30)
-  Childcare arrangements (ilc_ca)
 -  Children in formal childcare or education by age group and duration - % over the population of each age group - EU-(...) (ilc_caindformal)
 -  Average number of weekly hours of formal care by age group - children with or without formal care - EU-SILC survey (ilc_camnforall)
 -  Average number of weekly hours of formal care by age group - children with at least 1 hour of formal care - EU-SILC(...) (ilc_camnfor0)
 -  Median number of weekly hours of formal care by age group - children with at least 1 hour of formal care - EU-SILC (...) (ilc_camdforg0)
 -  Other types of childcare by age group and duration - % over the population of each age group - EU-SILC survey (ilc_caindothor)
 - Average number of weekly hours of other types of care by age group - children with or without other types of care -(...) (ilc_camnothall)
 - Average number of weekly hours of other types of care by age group - children with at least one hour of other types(...) (ilc_camnothg0)
 - Median number of weekly hours of other types of care by age group - children with at least one hour of other types (...) (ilc_camdothg0)


 Children cared only by their parents by age group - % over the population of each age group - EU-SILC survey (ilc_caparents)


 Material deprivation (ilc_md)


 Material and social deprivation (ilc_mdspd)


 Material and social deprivation rate by age, sex and most frequent activity status (ilc_mdspd01)

 Material and social deprivation rate by income quintile and household type (ilc_mdspd02)

 Material and social deprivation rate by age, sex and educational attainment level (ilc_mdspd03)


 Material and social deprivation rate by age, sex and broad group of citizenship (ilc_mdspd04)


 Material and social deprivation rate by age, sex and broad group of country of birth (ilc_mdspd05)


 Material and social deprivation rate by tenure status (ilc_mdspd06)


 Material and social deprivation rate by age and sex (ilc_mdspd07)


 Material and social deprivation rate by NUTS regions (ilc_mdspd08)


 Material and social deprivation rate by degree of urbanisation (ilc_mdspd09)


 Material and social deprivation rate for children by age and educational attainment level of their parents (ilc_mdspd10)


 Material deprivation by dimension (ilc_mddd)


 Material deprivation rate for the 'Economic strain' and 'Durables' dimensions, by number of item of deprivation - E(...) (ilc_sip8)


 Mean number of deprivation items among the deprived - Economic strain and durables dimension - EU-SILC survey (ilc_sis4)


 Material deprivation for the 'Economic strain' dimension, by number of item of deprivation - EU-SILC survey (ilc_mddd01)

 Material deprivation for the 'Durables' dimension, by number of item of deprivation - EU-SILC survey (ilc_mddd02)


 Material deprivation for the 'Economic strain' and 'Durables' dimensions, by number of item of deprivation - EU-SILC(...) (ilc_mddd03)

 Material deprivation for the 'Housing' dimension, by household type, poverty status and by number of items of deprivation (...) (ilc_mddd04a)


 Material deprivation for the 'Housing' dimension, by age, sex and by number of item of deprivation - EU-SILC survey (ilc_mddd04b)


 Material deprivation for the 'Environment' dimension, by number of item of deprivation - EU-SILC survey (ilc_mddd05)


 Severe material deprivation rate by age and sex (ilc_mddd11)


 Severe material deprivation rate by most frequent activity status (population aged 18 and over) (ilc_mddd12)


 Severe material deprivation rate by income quintile and household type (ilc_mddd13)


 Severe material deprivation rate by educational attainment level (population aged 18 and over) (ilc_mddd14)


 Severe material deprivation rate by broad group of citizenship (population aged 18 and over) (ilc_mddd15)

 Severe material deprivation rate by broad group of country of birth (population aged 18 and over) (ilc_mddd16)





 Severe material deprivation rate by tenure status (ilc_mddd17)

 Severe material deprivation rate by NUTS regions (ilc_mddd21)



















 Severe material deprivation rate by degree of urbanisation (ilc_mddd23)

 Severe material deprivation rate for children by educational attainment level of their parents (population aged 0 t(...)) (ilc_mddd60)






Child specific material deprivation (ilc_chmd)

-  Child specific material deprivation rate by age (children aged 1 to 15) (ilc_chmd01)
-  Child specific material deprivation rate by household composition (children aged 1 to 15) (ilc_chmd02)
-  Child specific material deprivation rate by educational attainment level of their parents (children aged 1 to 15) (ilc_chmd03)
-  Mean number of deprivation items among the children deprived (children aged 1 to 15) (ilc_chmd04)

Economic strain (ilc_mdcs)


































































































-  Inability to keep home adequately warm - EU-SILC survey (ilc_mdcs01)
-  Inability to afford paying for one week annual holiday away from home - EU-SILC survey (ilc_mdcs02)
-  Inability to afford a meal with meat, chicken, fish (or vegetarian equivalent) every second day - EU-SILC survey (ilc_mdcs03)
-  Inability to face unexpected financial expenses - EU-SILC survey (ilc_mdcs04)
-  Arrears (mortgage or rent, utility bills or hire purchase) from 2003 onwards - EU-SILC survey (ilc_mdcs05)
-  Arrears (mortgage or rent, utility bills or hire purchase) until 2001 - ECHP survey (ilc_mdcs05h)
-  Arrears on mortgage or rent payments - EU-SILC survey (ilc_mdcs06)
-  Arrears on utility bills - EU-SILC survey (ilc_mdcs07)
-  Arrears on hire purchase instalments or other loan payments - EU-SILC survey (ilc_mdcs08)
-  Inability to make ends meet - EU-SILC survey (ilc_mdcs09)
-  Persons who cannot afford to get-together with friends or family (relatives) for a drink or meal at least once a mo(...) (ilc_mdcs10a)
-  Persons who cannot afford to get-together with friends or family (relatives) for a drink or meal at least once a mo(...) (ilc_mdcs10b)
-  Persons who cannot afford to regularly participate in a leisure activity by age, sex and income group (ilc_mdcs11a)
-  Persons who cannot afford to regularly participate in a leisure activity by employment status and income quintile (ilc_mdcs11b)
-  Persons who cannot afford to spend a small amount of money each week on themselves by age, sex and income group (ilc_mdcs12a)
-  Persons who cannot afford to spend a small amount of money each week on themselves by employment status and income (...) (ilc_mdcs12b)
-  Persons who cannot afford a regular use of public transport by age, sex and income group (ilc_mdcs13a)
-  Persons who cannot afford a regular use of public transport by employment status and income quintile (ilc_mdcs13b)




























Economic strain linked to dwelling (ilc_mdcd)




























-  Share of housing costs in disposable household income, by type of household and income group - EU-SILC survey (ilc_mdcd01)
-  Share of rent related to occupied dwelling in disposable household income, by type of household and income group - (...) (ilc_mdcd02)
-  Total housing costs in pps - EU-SILC survey (ilc_mdcd03)
-  Financial burden of the total housing cost - EU-SILC survey (ilc_mdcd04)
-  Financial burden of the repayment of debts from hire purchases or loans - EU-SILC survey (ilc_mdcd05)




























Durables (ilc_mdcd)

































-  Persons who cannot afford a telephone - EU-SILC survey (ilc_mdcd01)






























































-    Persons who cannot afford a colour TV - EU-SILC survey (ilc_mddu02)
-    Persons who cannot afford a computer - EU-SILC survey (ilc_mddu03)
-    Persons who cannot afford a washing machine - EU-SILC survey (ilc_mddu04)
-    Persons who cannot afford a personal car - EU-SILC survey (ilc_mddu05)
-    Persons who cannot afford to replace worn-out clothes by some new (not second-hand) ones by age, sex and income group (ilc_mddu06a)
-    Persons who cannot afford to replace worn-out clothes by some new (not second-hand) ones by employment status and i(...) (ilc_mddu06b)
-    Persons who cannot afford internet connection for personal use at home by age, sex and income group (ilc_mddu07a)
-    Persons who cannot afford internet connection for personal use at home by employment status and income quintile (ilc_mddu07b)
-  Housing deprivation (ilc_mdho)
 -    Persons who cannot afford to replace worn-out furniture by income group and type of household (ilc_mdho07)
 -    Severe housing deprivation rate by age, sex and poverty status - EU-SILC survey (ilc_mdho06a)
 -    Severe housing deprivation rate by household type - EU-SILC survey (ilc_mdho06b)
 -    Severe housing deprivation rate by tenure status - EU-SILC survey (ilc_mdho06c)
 -    Severe housing deprivation rate by degree of urbanisation - EU-SILC survey (ilc_mdho06d)
 -    Severe housing deprivation rate by income quintile - EU-SILC survey (ilc_mdho06q)
 -    Total population living in a dwelling with a leaking roof, damp walls, floors or foundation, or rot in window frame(...) (ilc_mdho01)
 -    Children (aged 0 to 17) living in a dwelling with a leaking roof, damp walls, floors or foundation, or rot in windo(...) (ilc_mdho01c)
 -    Total population having neither a bath, nor a shower in their dwelling - EU-SILC survey (ilc_mdho02)
 -    Children (aged 0 to 17) having neither a bath, nor a shower in their dwelling - EU-SILC survey (ilc_mdho02c)
 -    Total population not having indoor flushing toilet for the sole use of their household - EU-SILC survey (ilc_mdho03)
 -    Children (aged 0 to 17) not having indoor flushing toilet for the sole use of their household - EU-SILC survey (ilc_mdho03c)
 -    Total population considering their dwelling as too dark - EU-SILC survey (ilc_mdho04)
 -    Children (aged 0 to 17) living in households considering their dwelling as too dark - EU-SILC survey (ilc_mdho04c)
 -    Total population having neither a bath, nor a shower, nor indoor flushing toilet in their household - EU-SILC survey (ilc_mdho05)
-  Environment of the dwelling (ilc_mddw)
 -    Noise from neighbours or from the street - EU-SILC survey (ilc_mddw01)
 -    Pollution, grime or other environmental problems - EU-SILC survey (ilc_mddw02)
 -    Crime, violence or vandalism in the area - EU-SILC survey (ilc_mddw03)
 -    Noise from neighbours or from the street by degree of urbanisation (ilc_mddw04)
 -    Pollution, grime or other environmental problems by degree of urbanisation (ilc_mddw05)
 -    Crime, violence or vandalism in the area by degree of urbanisation (ilc_mddw06)
-  EU-SILC ad-hoc modules (ilc_ahm)
 -  2018 and 2013 - Personal well-being indicators (ilc_pwb)
 -    Average rating of satisfaction by domain, sex, age and educational attainment level (ilc_pw01)
 -    Average rating of satisfaction by domain, income quintile, household type and degree of urbanisation (ilc_pw02)






































-  Average rating of trust by domain, sex, age and educational attainment level (ilc_pw03)
-  Average rating of trust by domain, income quintile, household type and degree of urbanisation (ilc_pw04)
-  Percentage of the population rating their satisfaction as high, medium or low by domain, sex, age and educational a(...) (ilc_pw05)
-  Persons having someone to rely on in case of need by age, sex and educational attainment level (ilc_pw06)
-  Persons having someone to rely on in case of need by income quintile, degree of urbanisation and household type (ilc_pw07)
-  Frequency of being happy in the last 4 weeks by age, sex and educational attainment level (ilc_pw08)
-  Frequency of being happy in the last 4 weeks by income quintile, degree of urbanisation and household type (ilc_pw09)
-  2017 - Health including children health (ilc_hch)
 -  Persons with financial burden of health care by type of health care, level of burden, household type and income group (ilc_hch01)
 -  Persons with financial burden of health care by type of health care, level of burden, degree of urbanization and qu(...) (ilc_hch02)
 -  Persons visiting a doctor in the last 12 months by medical speciality, number of visits, educational attainment lev(...) (ilc_hch03)
 -  Persons visiting a doctor in the last 12 months by medical speciality, number of visits, most frequent activity sta(...) (ilc_hch04)
 -  Persons performing physical activity when working by type of activity, educational attainment level, sex and age (ilc_hch05)
 -  Persons performing physical activity when working by type of activity, most frequent activity status, quantile and (...) (ilc_hch06)
 -  Persons performing physical activity outside working time by duration in a typical week, educational attainment lev(...) (ilc_hch07)
 -  Persons performing physical activity outside working time by duration in a typical week, most frequent activity sta(...) (ilc_hch08)
 -  Persons performing physical activity outside working time by duration in a typical week, body mass index and age (ilc_hch09)
 -  Person distribution by body mass index, educational attainment level, sex and age (ilc_hch10)
 -  Persons eating fruit, vegetables or salad by, educational attainment level, income group, most frequent activity st(...) (ilc_hch11)
 -  Children by level of general health, household composition, quantile and age (ilc_hch12)
 -  Children with limitation in activities due to health problems, by income group, household composition and age (ilc_hch13)
 -  Children with unmet needs for medical examination or treatment by income group, household composition and degree of(...) (ilc_hch14)
 -  Children with unmet needs for medical examination or treatment by specific reason (ilc_hch15)
-  2016 - Access to services (ilc_ats)
 -  Children receiving formal childcare services by age, income group and degree of urbanisation (ilc_ats01)
 -  Children receiving paid formal childcare services by age, household type, income group and contributor (ilc_ats02)
 -  Children receiving formal childcare services by household type, income group, degree of urbanisation and level of d(...) (ilc_ats03)






































































-  Children by household type, income group, degree of urbanisation and main reason for not meeting needs for formal c(...) (ilc_ats04)
-  Persons paying tuition fees by sex, age, income group and cost of tuition (ilc_ats05)
-  Persons in formal education by sex, age, income group and contributor (ilc_ats06)
-  Persons paying for formal education by household type, income group, degree of urbanisation and level of difficulty(...) (ilc_ats07)
-  Persons by sex, age, household type, income group, degree of urbanisation and main reason for not meeting needs for(...) (ilc_ats08)
-  Persons participating in training related to hobbies by sex, age, income group, most frequent activity status and e(...) (ilc_ats09)
-  Persons participating in training related to professional activity by sex, age, income group, most frequent activit(...) (ilc_ats10)
-  Persons not participating in training related to professional activity by sex, age, income group, most frequent act(...) (ilc_ats11)
-  Persons using health care services by household type, income group and level of difficulty to afford care services (ilc_ats12)
-  Persons using professional homecare services by household type, income group and degree of urbanisation (ilc_ats13)
-  Persons using professional homecare services by household type, income group, degree of urbanisation and frequency (ilc_ats14)
-  Persons using or not professional homecare services by household type, income group, degree of urbanisation and rea(...) (ilc_ats15)
-  Persons paying professional homecare services by household type, income group and level of difficulty to pay profes(...) (ilc_ats16)
-  Persons providing or not informal homecare services by sex, age, degree of urbanisation, most frequent activity sta(...) (ilc_ats17)
-  Persons providing informal care or assistance by sex, age, degree of urbanisation, most frequent activity status an(...) (ilc_ats18)
-  2015 - Social and cultural participation (ilc_scp)
 -  Participation in any cultural or sport activities in the last 12 months by sex, age and educational attainment level (ilc_scp01)
 -  Participation in any cultural or sport activities in the last 12 months by income quintile, household type and degr(...) (ilc_scp02)
 -  Frequency of participation in cultural or sport activities in the last 12 months by sex, age, educational attainmen(...) (ilc_scp03)
 -  Frequency of participation in cultural or sport activities in the last 12 months by income quintile, household type(...) (ilc_scp04)
 -  Reasons of non-participation in cultural or sport activities in the last 12 months by sex, age, educational attainm(...) (ilc_scp05)
 -  Reasons of non-participation in cultural or sport activities in the last 12 months by income quintile, household t(...) (ilc_scp06)
 -  Frequency of practicing of artistic activities by sex, age and educational attainment level (ilc_scp07)
 -  Frequency of practicing of artistic activities by income quintile, household type and degree of urbanisation (ilc_scp08)
 -  Frequency of getting together with family and relatives or friends by sex, age and educational attainment level (ilc_scp09)
 -  Frequency of getting together with family and relatives or friends by income quintile, household type and degree o(...) (ilc_scp10)
 -  Frequency of contacts with family and relatives or friends by sex, age and educational attainment level (ilc_scp11)


















































-  Frequency of contacts with family and relatives or friends by income quintile, household type and degree of urbanis(...) (ilc_scp12)
-  Frequency of communication via social media by sex, age and educational attainment level (ilc_scp13)
-  Frequency of communication via social media by income quintile, household type and degree of urbanisation (ilc_scp14)
-  Persons who have someone to ask for help by sex, age and educational attainment level (ilc_scp15)
-  Persons who have someone to ask for help by income quintile, household type and degree of urbanisation (ilc_scp16)
-  Persons who have someone to discuss personal matters by sex, age and educational attainment level (ilc_scp17)
-  Persons who have someone to discuss personal matters by income quintile, household type and degree of urbanisation (ilc_scp18)
-  Participation in formal or informal voluntary activities or active citizenship by sex, age and educational attainme(...) (ilc_scp19)
-  Participation in formal or informal voluntary activities, or active citizenship by income quintile, household type (...) (ilc_scp20)
-  Reasons of non-participation in formal or informal voluntary activities, active citizenship in the last 12 months b(...) (ilc_scp21)
-  Reasons of non-participation in formal or informal voluntary activities, active citizenship in the last 12 months (...) (ilc_scp22)
-  2014 - Material deprivation (ilc_mdm)
 -  Persons who cannot afford to get-together with friends or family (relatives) for a drink or meal at least once a mo(...) (ilc_mdcs10a)
 -  Persons who cannot afford to get-together with friends or family (relatives) for a drink or meal at least once a mo(...) (ilc_mdcs10b)
 -  Persons who cannot afford to regularly participate in a leisure activity by age, sex and income group (ilc_mdcs11a)
 -  Persons who cannot afford to regularly participate in a leisure activity by employment status and income quintile (ilc_mdcs11b)
 -  Persons who cannot afford to spend a small amount of money each week on themselves by age, sex and income group (ilc_mdcs12a)
 -  Persons who cannot afford to spend a small amount of money each week on themselves by employment status and income (...) (ilc_mdcs12b)
 -  Persons who cannot afford to replace worn-out clothes by some new (not second-hand) ones by age, sex and income group (ilc_mddu06a)
 -  Persons who cannot afford to replace worn-out clothes by some new (not second-hand) ones by employment status and i(...) (ilc_mddu06b)
 -  Persons who cannot afford internet connection for personal use at home by age, sex and income group (ilc_mddu07a)
 -  Persons who cannot afford internet connection for personal use at home by employment status and income quintile (ilc_mddu07b)
 -  Persons who cannot afford to replace worn-out furniture by income group and type of household (ilc_mdho07)
-  2012 - Housing conditions (ilc_hcm)
 -  Average size of dwelling by income quintile and tenure status (ilc_hcmh01)
 -  Average size of dwelling by household type and degree of urbanisation (ilc_hcmh02)
 -  Share of population living in a dwelling not comfortably cool during summer time by income quintile and degree of u(...) (ilc_hcmp03)






































-  Distribution of population by level of overall satisfaction with the dwelling and household type (ilc_hcmp04)
-  Share of population having moved to other dwelling within the last five year period by tenure status and degree of (...) (ilc_hcmp05)
-  Distribution of population by level of difficulty in accessing public transport, income quintile and degree of urba(...) (ilc_hcmp06)
-  2011 - Intergenerational transmission of disadvantages (ilc_igt)
 -  Transition of educational attainment level from parents to current adults (population aged 25 - 59) (ilc_igtp01)
 -  Transition of ability to make ends meet from childhood to current situation (population aged 25 - 59) (ilc_igtp02)
-  Time use survey (tus)
 -  Time spent, participation time and participation rate in the main activity by sex and age group (tus_00age)
 -  Time spent, participation time and participation rate in the secondary activity by sex and age group (tus_00age2)
 -  Time spent, participation time and participation rate in the main activity by sex and household composition (tus_00hhstatus)
 -  Time spent, participation time and participation rate in the secondary activity by sex and household composition (tus_00hhstatus2)
 -  Time spent, participation time and participation rate in the main activity by sex and educational attainment level (tus_00educ)
 -  Time spent, participation time and participation rate in the secondary activity by sex and educational attainment level (tus_00educ2)
 -  Time spent, participation time and participation rate in the main activity by sex and self-declared labour status (tus_00selfstat)
 -  Time spent, participation time and participation rate in the main activity by sex and professional status (tus_00profstat)
 -  Time spent, participation time and participation rate in the main activity by sex and day of the week (tus_00week)
 -  Time spent, participation time and participation rate in the main activity by sex and month of the year (tus_00month)
 -  Participation rate in the main activity (wide groups) by sex and time of the day (tus_00starttime)
 -  Time spend on eating at home (as main or secondary activity) (tus_00meal)
 -  Time spent alone (tus_00alone)
 -  Time spent providing childcare (as main or secondary activity) (tus_00npaycare)
 -  Time when more than one activity undertaken simultaneously (tus_00simuact)
 -  Time spent on travelling by mode of transport (tus_00travel)
 -  Time spent watching TV or other media, playing computer games and any similar screen activities (as main or seconda(...) (tus_00screen)
 -  Time spent in unpaid forms of work (as main or secondary activity) by sex and by form of work (tus_00npaywork)
 -  Time spent in total work (paid and unpaid work as main or secondary activity) by sex and by form of work (tus_00work)
-  Income, consumption and wealth - experimental statistics (icw)
 -  Saving rates (icw_sr)
 -  Median saving rate by age of the reference person - experimental statistics (icw_sr_01)
 -  Median saving rate by household type - experimental statistics (icw_sr_02)
 -  Median saving rate by income quintile - experimental statistics (icw_sr_03)
 -  Median saving rate by educational attainment level of the reference person - experimental statistics (icw_sr_04)

-   ZIP Gini coefficient on household population - experimental statistics (icw_sr_05)
-   ZIP Median consumption by income decile - experimental statistics (icw_sr_06)
-   ZIP Proportion of consumption decile by income decile - experimental statistics (icw_sr_07)
-   ZIP Aggregate propensity to consume by age of the reference person - experimental statistics (icw_sr_08)
-   ZIP Aggregate propensity to consume by household type - experimental statistics (icw_sr_09)
-   ZIP Aggregate propensity to consume by income quintile - experimental statistics (icw_sr_10)
-   ZIP Aggregate propensity to consume by educational attainment level of the reference person - experimental statistics (icw_sr_11)
-   ZIP Median saving rate by the self-declared level of difficulty to make ends meet - experimental statistics (icw_sr_12)
-   ZIP Median saving rate by degree of urbanisation - experimental statistics (icw_sr_13)
-   ZIP Aggregate propensity to consume by degree of urbanisation - experimental statistics (icw_sr_14)
-  Poverty (icw_pov)
 -   ZIP Persons with low level of expenditure by risk of income poverty, material deprivation and work intensity - experime(...) (icw_pov_01)
 -   ZIP Households at risk of asset-based vulnerability - experimental statistics (icw_pov_02)
 -   ZIP Proportion of dissaving households - experimental statistics (icw_pov_03)
 -   ZIP Proportion of dissaving households by level of expenditure and age of the reference person - experimental statistics (icw_pov_04)
 -   ZIP Proportion of dissaving households by level of expenditure and household type - experimental statistics (icw_pov_05)
 -   ZIP Proportion of dissaving households by level of expenditure and income quintile - experimental statistics (icw_pov_06)
 -   ZIP Proportion of dissaving households by level of expenditure and educational attainment level of the reference person(...) (icw_pov_07)
 -   ZIP Proportion of dissaving households by level of expenditure and degree of urbanisation - experimental statistics (icw_pov_08)
-  Household characteristics (icw_car)
 -   ZIP Structure of household population by age of the reference person - experimental statistics (icw_car_01)
 -   ZIP Structure of household population by household type - experimental statistics (icw_car_02)
 -   ZIP Structure of household population by educational attainment level of the reference person - experimental statistics (icw_car_03)
-  Taxation (icw_tax)
 -   ZIP Distribution of VAT paid by households as a percentage of their gross income by age of the reference person - exper(...) (icw_tax_01)
 -   ZIP Distribution of VAT paid by households as a percentage of their gross income by household type - experimental statistics (icw_tax_02)
 -   ZIP Distribution of VAT paid by households as a percentage of their gross income by income quintile - experimental stat(...) (icw_tax_03)
 -   ZIP Distribution of direct taxes paid by households as a percentage of their gross income by age of the reference perso(...) (icw_tax_04)
 -   ZIP Distribution of direct taxes paid by households as a percentage of their gross income by household type - experimen(...) (icw_tax_05)
 -   ZIP Distribution of direct taxes paid by households as a percentage of their gross income by income quintile - experime(...) (icw_tax_06)
 -   ZIP Distribution of direct and indirect taxes paid by households as a percentage of their gross income by age of the re(...) (icw_tax_07)
 -   ZIP Distribution of direct and indirect taxes paid by households as a percentage of their gross income by household typ(...) (icw_tax_08)
































-   ZIP Distribution of direct and indirect taxes paid by households as a percentage of their gross income by income quinti(...) (icw_tax_09)
-   ZIP VAT rate by COICOP consumption purpose - experimental statistics (icw_tax_10)
-  Social protection (spr)
 -  Social protection expenditure (spr_exp)
 -   ZIP Expenditure: main results (spr_exp_sum)
 -   ZIP Pensions (spr_exp_pens)
 -  Expenditure - tables by functions, aggregated benefits and grouped schemes, in currency (spr_exp_cur)
 -   ZIP Tables by functions, aggregated benefits and grouped schemes - in MIO of national currency (spr_exp_nac)
 -   ZIP Tables by functions, aggregated benefits and grouped schemes - million EUR (spr_exp_eur)
 -   ZIP Tables by functions, aggregated benefits and grouped schemes - in MIO of PPS (spr_exp_pps)
 -   ZIP Tables by functions, aggregated benefits and grouped schemes - in PPS per head (spr_exp_ppsh)
 -   ZIP Tables by functions, aggregated benefits and grouped schemes - in % of the GDP (spr_exp_gdp)
 -  Expenditure - tables by benefits, by function (spr_exp_func)
 -   ZIP Tables by benefits - sickness/health care function (spr_exp_fsi)
 -   ZIP Tables by benefits - disability function (spr_exp_fdi)
 -   ZIP Tables by benefits - old age function (spr_exp_fol)
 -   ZIP Tables by benefits - survivors function (spr_exp_fsu)
 -   ZIP Tables by benefits - family/children function (spr_exp_ffa)
 -   ZIP Tables by benefits - unemployment function (spr_exp_fun)
 -   ZIP Tables by benefits - housing function (spr_exp_fho)
 -   ZIP Tables by benefits - social exclusion n.e.c. function (spr_exp_fex)
 -   ZIP Tables by benefits - all functions (spr_exp_fto)
 -  Social protection receipts (spr_receipts)
 -   ZIP Receipts by type (spr_rec_sumt)
 -   ZIP Receipts by sector of origin (spr_rec_sums)
 -   ZIP Receipts - Tables by sector of origin and type, in MIO of national currency (including 'euro fixed' series for euro(...)) (spr_rec_nac)
 -   ZIP Receipts - tables by sector of origin and type, million EUR (spr_rec_eur)
 -   ZIP Receipts - Tables by sector of origin and type, in % of the GDP (spr_rec_gdp)
 -  Pensions beneficiaries (spr_pension)
 -   ZIP Pensions beneficiaries at 31st December (spr_pns_ben)
 -   ZIP Net social protection benefits (spr_net_ben)
 -  Youth (yth)
 -  Youth population (yth_demo)
 -   ZIP Child and youth population on 1 January by sex and age (yth_demo_010)
 -   ZIP Ratio of children and young people in the total population on 1 January by sex and age (yth_demo_020)
 -   ZIP Estimated average age of young people leaving the parental household by sex (yth_demo_030)
 -   ZIP Share of young adults aged 18-34 living with their parents by age and sex - EU-SILC survey (ilc_lvps08)
 -   ZIP Youth population on 1 January by sex, age and country of birth (yth_demo_060)
 -   ZIP Young immigrants by sex, age and country of birth (yth_demo_070)
 -   ZIP Young emigrants by sex, age and country of birth (yth_demo_080)
 -  Youth education and training (yth_educ)

-   ZIP Young people by educational attainment level, sex and age (yth_demo_040)
-   ZIP Early leavers from education and training by sex and labour status (edat_lfse_14)
-   ZIP Population aged 30-34 with tertiary educational attainment level by sex (yth_educ_020)
-   ZIP Young people aged 20-24 with at least upper secondary educational attainment level by sex (yth_educ_030)
-   ZIP Pupils by education level and number of modern foreign languages studied - absolute numbers and % of pupils by numb(...) (educ_uoe_lang02)
-   ZIP Participation rate in non-formal education and training (last 4 weeks) by sex and age (yth_educ_060)
-  Youth employment (yth_empl)
 -   ZIP Youth employment by sex, age and educational attainment level (yth_empl_010)
 -   ZIP Youth employment rate by sex, age and country of birth (yth_empl_020)
 -   ZIP Youth employment rate by sex, age and NUTS 2 regions (yth_empl_030)
 -   ZIP Youth self-employment by sex, age and educational attainment level (yth_empl_040)
 -   ZIP Young temporary employees as percentage of the total number of employees, by sex, age and country of birth (yth_empl_050)
 -   ZIP Part-time employment as percentage of the total employment for young people by sex, age and country of birth (yth_empl_060)
 -   ZIP Main reasons for part-time employment of young people by sex and age (yth_empl_070)
 -   ZIP Involuntary part-time employment as percentage of the total part-time employment for young people by sex and age (yth_empl_080)
 -   ZIP Youth unemployment by sex, age and educational attainment level (yth_empl_090)
 -   ZIP Youth unemployment rate by sex, age and country of birth (yth_empl_100)
 -   ZIP Youth unemployment rate by sex, age and NUTS 2 regions (yth_empl_110)
 -   ZIP Youth long-term unemployment rate (12 months or longer) by sex and age (yth_empl_120)
 -   ZIP Youth long-term unemployment rate (12 months or longer) by sex, age and NUTS 2 regions (yth_empl_130)
 -   ZIP Youth unemployment ratio by sex, age and NUTS 2 regions (yth_empl_140)
 -   ZIP Young people neither in employment nor in education and training by sex, age and labour status (NEET rates) (yth_empl_150)
 -   ZIP Young people neither in employment nor in education and training by sex, age and educational attainment level (NEET(...)) (yth_empl_160)
-  Youth health (yth_health)
 -   ZIP Daily smokers of cigarettes by sex, age and educational attainment level (hlth_ehis_sk3e)
 -   ZIP Daily smokers of cigarettes by sex, age and income quintile (hlth_ehis_sk3i)
 -   ZIP Body mass index (BMI) by sex, age and educational attainment level (hlth_ehis_bm1e)
 -   ZIP Body mass index (BMI) by sex, age and income quintile (hlth_ehis_bm1i)
 -   ZIP Causes of death - crude death rate by NUTS 2 region of residence (hlth_cd_acdr2)
 -   ZIP Psychological distress of young people (average score) by sex and age - collection round 2008 (yth_hlth_040)
 -   ZIP Persons reporting an accident resulting in injury by sex, age and educational attainment level (hlth_ehis_ac1e)
 -   ZIP Self-reported unmet needs for medical examination by sex, age, main reason declared and income quintile (hlth_silc_08)
 -   ZIP Self-perceived health by sex, age and income quintile (hlth_silc_10)
 -   ZIP People having a long-standing illness or health problem, by sex, age and income quintile (hlth_silc_11)
 -   ZIP Self-perceived long-standing limitations in usual activities due to health problem by sex, age and income quintile (hlth_silc_12)
-  Youth social inclusion (yth_incl)

-   ZIP People at risk of poverty or social exclusion by age and sex (ilc_peps01)
-   ZIP People at risk of poverty or social exclusion by broad group of country of birth (population aged 18 and over) (ilc_peps06)
-   ZIP Young people's at-risk-of-poverty or exclusion rate by sex, age and living/not living with parents (yth_incl_030)
-   ZIP At-risk-of-poverty rate by poverty threshold, age and sex - EU-SILC and ECHP surveys (ilc_li02)
-   ZIP At-risk-of-poverty rate by broad group of country of birth (population aged 18 and over) (ilc_li32)
-   ZIP Young people's at-risk-of-poverty rate by sex, age and living/not living with parents (yth_incl_060)
-   ZIP Severe material deprivation rate by age and sex (ilc_mddd11)
-   ZIP Severe material deprivation rate by broad group of country of birth (population aged 18 and over) (ilc_mddd16)
-   ZIP Severe material deprivation rate of young people by sex, age and living/not living with parents (yth_incl_090)
-   ZIP People living in households with very low work intensity by age and sex (population aged 0 to 59 years) (ilc_lvhl11)
-   ZIP People living in households with very low work intensity by broad group of country of birth (population aged 18 to (...)) (ilc_lvhl16)
-   ZIP Young people living in households with very low work intensity by sex, age and living/not living with parents (yth_incl_120)
-   ZIP In-work at-risk-of-poverty rate by age and sex - EU-SILC survey (ilc_iw01)
-   ZIP Severe housing deprivation rate by age, sex and poverty status - EU-SILC survey (ilc_mdho06a)
-   ZIP Overcrowding rate by age, sex and poverty status - total population - EU-SILC survey (ilc_lvho05a)
-   ZIP Housing cost overburden rate by age, sex and poverty status - EU-SILC survey (ilc_lvho07a)
-  Youth - culture and creativity (yth_cult)
 -   ZIP Participation in any cultural or sport activities in the last 12 months by sex, age and educational attainment level (ilc_scp01)
 -   ZIP Frequency of participation in cultural or sport activities in the last 12 months by sex, age, educational attainmen(...) (ilc_scp03)
 -   ZIP Reasons of non-participation in cultural or sport activities in the last 12 months by sex, age, educational attainm(...) (ilc_scp05)
 -   ZIP Frequency of practicing of artistic activities by sex, age and educational attainment level (ilc_scp07)
-  Youth participation (yth_part)
 -   ZIP Frequency of getting together with relatives or friends by sex and age (yth_part_010)
 -   ZIP Frequency of contacts with relatives or friends by sex and age (yth_part_020)
 -   ZIP Participation of young people in activities of churches or other religious organisations by sex and age (yth_part_030)
-  Youth volunteering (yth_volunt)
 -   ZIP Participation of young people in informal voluntary activities by sex and age (yth_volunt_010)
-  Youth in the digital world (yth_isoc)
 -   ZIP Individuals - frequency of internet use (isoc_ci_ifp_fu)
 -   ZIP Individuals - frequency of computer use (isoc_ci_cfp_fu)
 -   ZIP Individuals' level of internet skills (isoc_sk_iskl_i)
 -   ZIP Individuals' level of computer skills (isoc_sk_cskl_i)
 -   ZIP Way of obtaining ICT skills (isoc_sk_how_i)
 -   ZIP Individuals - internet activities (isoc_ci_ac_i)
 -   ZIP Internet use and activities (isoc_bde15cua)
 -   ZIP Individuals using the internet for interacting with public authorities (isoc_bde15ei)
-  Culture (cult)































-  Cultural employment (cult_emp)
 -  Cultural employment by sex (cult_emp_sex)
 -  Cultural employment by age (cult_emp_age)
 -  Cultural employment by educational attainment level (cult_emp_edu)
 -  Cultural employment by NACE Rev. 2 activity (cult_emp_n2)
 -  Cultural employment by sex and selected labour market characteristics (cult_emp_wsta)
 -  Persons working as creative and performing artists, authors, journalists and linguists (cult_emp_art)
 -  Persons working as creative and performing artists, authors, journalists and linguists by individual and employment(...) (cult_emp_artpc)
-  Enterprises in cultural sectors (cult_ent)
 -  Number and average size of enterprises in the cultural sectors by NACE Rev. 2 activity (cult_ent_num)
 -  Value added and turnover of enterprises in the cultural sectors by NACE Rev. 2 activity (cult_ent_val)
 -  Industry by employment size class (NACE Rev. 2, B-E) (sbs_sc_ind_r2)
 -  Services by employment size class (NACE Rev. 2, H-N, S95) (sbs_sc_1b_se_r2)
 -  Annual enterprise statistics by size class for special aggregates of activities (NACE Rev. 2) (sbs_sc_sca_r2)
 -  Business demography by size class (from 2004 onwards, NACE Rev. 2) (bd_9bd_sz_cl_r2)
 -  Sold production, exports and imports by PRODCOM list (NACE Rev. 2) - annual data (DS-066341)
-  International trade in cultural goods (cult_trd_go)
 -  Intra and extra-EU trade in cultural goods by product (cult_trd_prd)
 -  Intra and extra-EU trade in cultural goods by product and partner (cult_trd_prt)
-  International trade in cultural services (cult_trd_ser)
 -  International trade in services (since 2010) (BPM6) (bop_its6_det)
-  Cultural participation (cult_pcs)
 -  Participation in cultural activities - EU-SILC survey (cult_pcs_ilc)
 -  Frequency of participation in cultural or sport activities in the last 12 months by sex, age, educational attainment(...) (ilc_scp03)
 -  Frequency of participation in cultural or sport activities in the last 12 months by income quintile, household type(...) (ilc_scp04)
 -  Reasons of non-participation in cultural or sport activities in the last 12 months by sex, age, educational attainment(...) (ilc_scp05)
 -  Reasons of non-participation in cultural or sport activities in the last 12 months by income quintile, household type(...) (ilc_scp06)
 -  Frequency of practicing of artistic activities by sex, age and educational attainment level (ilc_scp07)
 -  Frequency of practicing of artistic activities by income quintile, household type and degree of urbanisation (ilc_scp08)
 -  Participation in cultural activities - AES 2007 and 2011 data (cult_pcs_aes)
 -  Persons reading books in the last 12 months by sex and age (cult_pcs_bka)
 -  Persons reading books in the last 12 months by sex and educational attainment level (cult_pcs_bke)
 -  Persons reading newspapers in the last 12 months by sex (cult_pcs_nws)
 -  Persons reading newspapers in the last 12 months by age (cult_pcs_nwa)
 -  Persons reading newspapers in the last 12 months by educational attainment level (cult_pcs_nwe)
 -  Persons participating in cultural activities in the last 12 months by sex and age (cult_pcs_caa)
 -  Persons participating in cultural activities in the last 12 months by sex and educational attainment level (cult_pcs_cae)






























- Use of ICT for cultural purpose (cult_pcs_ict)
 - ZIP Individuals - internet activities (isoc_ci_ac_i)
 - ZIP Internet purchases by individuals (until 2019) (isoc_ec_ibuy)
 - ZIP Purpose of mobile internet use (isoc_cimobi_purp)
 - ZIP Individuals - use of cloud services (isoc_cicci_use)
- Time spent on cultural activities (cult_pcs_tus)
 - ZIP Time spent, participation time and participation rate in the main activity by sex and age group (tus_00age)
 - ZIP Time spent, participation time and participation rate in the main activity by sex and household composition (tus_00hhstatus)
 - ZIP Time spent, participation time and participation rate in the main activity by sex and educational attainment level (tus_00educ)
 - ZIP Time spent, participation time and participation rate in the main activity by sex and self-declared labour status (tus_00selfstat)
 - ZIP Time spent, participation time and participation rate in the main activity by sex and professional status (tus_00profstat)
 - ZIP Time spent, participation time and participation rate in the main activity by sex and month of the year (tus_00month)
 - ZIP Time spent, participation time and participation rate in the main activity by sex and day of the week (tus_00week)
 - ZIP Time spent watching TV or other media, playing computer games and any similar screen activities (as main or second(...)) (tus_00screen)
 - ZIP Perception survey results (urb_percep)
 - ZIP Culture and tourism - cities and greater cities (urb_ctour)
- Private households expenditure on culture (cult_exp)
 - ZIP Mean consumption expenditure of private households on cultural goods and services by COICOP consumption purpose (cult_pcs_hbs)
 - ZIP Mean consumption expenditure of private households on cultural goods and services by income quintile (cult_pcs_qnt)
 - ZIP HICP (2015 = 100) - annual data (average index and rate of change) (prc_hicp_aind)
 - ZIP HICP (2015 = 100) - monthly data (index) (prc_hicp_midx)
- Public expenditure on culture, recreation and religion (cult_gov)
 - ZIP General government expenditure by function (COFOG) (gov_10a_exp)
- Sport (sprt)
 - Employment in sport (sprt_emp)
 - ZIP Employment in sport by sex (sprt_emp_sex)
 - ZIP Employment in sport by age (sprt_emp_age)
 - ZIP Employment in sport by educational attainment level (sprt_emp_edu)
 - Enterprises in sport sectors (sprt_ent)
 - ZIP Annual detailed enterprise statistics for industry (NACE Rev. 2, B-E) (sbs_na_ind_r2)
 - ZIP Business demography by size class (from 2004 onwards, NACE Rev. 2) (bd_9bd_sz_cl_r2)
 - ZIP Sold production, exports and imports by PRODCOM list (NACE Rev. 2) - annual data (DS-066341)
 - International trade in sporting goods (sprt_trd)
 - ZIP Intra and extra-EU trade in sporting goods by product (sprt_trd_prd)
 - ZIP Intra and extra-EU trade in sporting goods by product and partner (sprt_trd_prt)
 - Sport participation (sprt_pcs)
 - Attending sport events - EU-SILC survey (sprt_pcs_ilc)
 - ZIP Frequency of participation in cultural or sport activities in the last 12 months by sex, age, educational attainmen(...) (ilc_scp03)
 - ZIP Frequency of participation in cultural or sport activities in the last 12 months by income quintile, household type(...) (ilc_scp04)






































-  Reasons of non-participation in cultural or sport activities in the last 12 months by sex, age, educational attainment(...) (ilc_scp05)
-  Reasons of non-participation in cultural or sport activities in the last 12 months by income quintile, household t(...) (ilc_scp06)
-  Attending sport events - AES 2007 and 2011 data (sprt_pcs_aes)
 -  Persons attending live sport events in the last 12 months by sex and age (sprt_pcs_sea)
 -  Persons attending live sport events in the last 12 months by sex and educational attainment level (sprt_pcs_see)
-  Physical activity (sprt_pcs_pha)
 -  Performing health-enhancing physical activity by sex, age and educational attainment level (hlth_ehis_pe9e)
 -  Performing health-enhancing physical activity by sex, age and income quintile (hlth_ehis_pe9i)
 -  Performing health-enhancing physical activity by sex, age and degree of urbanisation (hlth_ehis_pe9u)
 -  Performing (non-work-related) physical activities by sex, age and educational attainment level (hlth_ehis_pe3e)
 -  Performing (non-work-related) physical activities by sex, age and income quintile (hlth_ehis_pe3i)
 -  Performing (non-work-related) physical activities by sex, age and degree of urbanisation (hlth_ehis_pe3u)
 -  Time spent on health-enhancing (non-work-related) aerobic physical activity by sex, age and educational attainment level (hlth_ehis_pe2e)
 -  Time spent on health-enhancing (non-work-related) aerobic physical activity by sex, age and income quintile (hlth_ehis_pe2i)
 -  Time spent on health-enhancing (non-work-related) aerobic physical activity by sex, age and degree of urbanisation (hlth_ehis_pe2u)
-  Time spent on sport and physical activity (sprt_pcs_tus)
 -  Time spent, participation time and participation rate in the main activity by sex and age group (tus_00age)
 -  Time spent, participation time and participation rate in the main activity by sex and household composition (tus_00hhstatus)
 -  Time spent, participation time and participation rate in the main activity by sex and educational attainment level (tus_00educ)
 -  Time spent, participation time and participation rate in the main activity by sex and self-declared labour status (tus_00selfstat)
 -  Time spent, participation time and participation rate in the main activity by sex and professional status (tus_00profstat)
 -  Time spent, participation time and participation rate in the main activity by sex and month of the year (tus_00month)
 -  Time spent, participation time and participation rate in the main activity by sex and day of the week (tus_00week)
-  Perception survey results (urb_percep)
-  Culture and tourism - cities and greater cities (urb_ctour)
-  Private households expenditure on sport (sprt_exp)
 -  Mean consumption expenditure of private households on sporting goods and services by COICOP consumption purpose (sprt_pcs_hbs)
 -  HICP (2015 = 100) - annual data (average index and rate of change) (prc_hicp_aaind)
-  Public expenditure on recreation and sport (sprt_gov)
 -  General government expenditure by function (COFOG) (gov_10a_exp)
-  Crime and criminal justice (crim)

























-  Recorded offences by offence category - police data (crim_off_cat)
-  Recorded intentional homicide and sexual offences (crim_hom)
 -  Intentional homicide and sexual offences by legal status and sex of the person involved - number and rate for the r(...) (crim_hom_soff)
 -  Intentional homicide victims by victim-offender relationship and sex - number and rate for the relevant sex group (crim_hom_vrel)
 -  Intentional homicide victims by age and sex - number and rate for the relevant sex and age groups (crim_hom_vage)
 -  Intentional homicide victims in largest cities by sex (crim_hom_vcit)
 -  Intentional homicide offences in largest cities (crim_hom_ocit)
-  Persons in the criminal justice system (crim_just)
 -  Suspects and offenders by sex - number and rate for the relevant sex group (crim_just_sex)
 -  Suspects and offenders by age - number and rate for the relevant age group (crim_just_age)
 -  Suspects and offenders by citizenship (crim_just_ctz)
 -  Personnel in the criminal justice system by sex - number and rate for the relevant sex group (crim_just_job)
-  Court processes (crim_crt)
 -  Legal cases processed in first instance courts by legal status of the court process (crim_crt_case)
 -  Persons brought before criminal courts by legal status of the court process (crim_crt_per)
-  Prison and prisoner characteristics (crim_pris)
 -  Prisoners by offence category and sex - number and rate for the relevant sex group (crim_pris_off)
 -  Prison capacity and number of persons held (crim_pris_cap)
 -  Prisoners by age and sex - number and rate for the relevant sex and age groups (crim_pris_age)
 -  Prisoners by citizenship (crim_pris_ctz)
 -  Prisoners by legal status of the trial process (crim_pris_tri)
-  Crime - historical data (until 2007) (crim_h)
 -  Crimes recorded by the police by by offence category (crim_gen)
 -  Crimes recorded by the police by NUTS 3 regions (crim_gen_reg)
 -  Crimes recorded by the police: homicide in cities (crim_hom_city)
 -  Crimes recorded by the police (1950-2000) (crim_hist)
 -  Police officers (crim_plce)
 -  Prison population (crim_pris_pop)
-  Industry, trade and services (icts)
 -  Short-term business statistics (sts)
 -  Industry (sts_ind)
 -  Production in industry (sts_ind_prod)
 -  Production in industry - monthly data (sts_inpr_m)
 -  Production in industry - quarterly data (sts_inpr_q)
 -  Production in industry - annual data (sts_inpr_a)
 -  Turnover in industry (sts_ind_tovt)
 -  Turnover in industry, total (sts_ind_tovtt)
 -  Turnover in industry, total - monthly data (sts_intv_m)
 -  Turnover in industry, total - quarterly data (sts_intv_q)
 -  Turnover in industry, total - annual data (sts_intv_a)
 -  Turnover in industry, domestic market (sts_ind_tovtd)
 -  Turnover in industry, domestic market - monthly data (sts_intvd_m)
 -  Turnover in industry, domestic market - quarterly data (sts_intvd_q)
 -  Turnover in industry, domestic market - annual data (sts_intvd_a)














- Turnover in industry, non domestic market (sts_ind_tovtn)
 - Turnover in industry, non domestic market - monthly data (sts_intvnd_m)
 - Turnover in industry, non domestic market - quarterly data (sts_intvnd_q)
 - Turnover in industry, non domestic market - annual data (sts_intvnd_a)
 - Producer prices in industry (sts_ind_pric)
 - Producer prices in industry, total (sts_inpp_t)
 - Producer prices in industry, total - monthly data (sts_inpp_m)
 - Producer prices in industry, total - quarterly data (sts_inpp_q)
 - Producer prices in industry, total - annual data (sts_inpp_a)
 - Producer prices in industry, domestic market (sts_inpp_d)
 - Producer prices in industry, domestic market - monthly data (sts_inppd_m)
 - Producer prices in industry, domestic market - annual data (sts_inppd_a)
 - Producer prices in industry, domestic market - quarterly data (sts_inppd_q)
 - Producer prices in industry, non domestic market (sts_inpp_n)
 - Producer prices in industry, non domestic market - monthly data (sts_inppnd_m)
 - Producer prices in industry, non domestic market - quarterly data (sts_inppnd_q)
 - Producer prices in industry, non domestic market - annual data (sts_inppnd_a)
 - Import prices in industry (sts_ind_imp_i)
 - Import prices in industry - monthly data (sts_inpi_m)
 - Import prices in industry - quarterly data (sts_inpi_q)
 - Import prices in industry - annual data (sts_inpi_a)
 - Labour input in industry (sts_ind_labo)
 - Labour input in industry - monthly data (sts_inlb_m)
 - Labour input in industry - quarterly data (sts_inlb_q)
 - Labour input in industry - annual data (sts_inlb_a)
 - Construction, building and civil engineering (sts_cons)
 - Production in construction (sts_cons_pro)
 - Production in construction - monthly data (sts_copr_m)
 - Production in construction - quarterly data (sts_copr_q)
 - Production in construction - annual data (sts_copr_a)
 - Building permits (sts_cons_per)
 - Building permits - monthly data (sts_cobp_m)
 - Building permits - quarterly data (sts_cobp_q)
 - Building permits - annual data (sts_cobp_a)
 - Construction cost (or producer prices), new residential buildings (sts_cons_pri)
 - Construction cost (or producer prices), new residential buildings - monthly data (sts_copi_m)
 - Construction cost (or producer prices), new residential buildings - quarterly data (sts_copi_q)
 - Construction cost (or producer prices), new residential buildings - annual data (sts_copi_a)
 - Labour input in construction (sts_cons_lab)
 - Labour input in construction - monthly data (sts_colb_m)
 - Labour input in construction - quarterly data (sts_colb_q)
 - Labour input in construction - annual data (sts_colb_a)
 - Trade and services (sts_ts)
 - Wholesale and retail trade (NACE G) (sts_wrt)
 - Turnover and volume of sales index (sts_wrt_ts)
 - Turnover and volume of sales in wholesale and retail trade - monthly data (sts_trtu_m)
 - Turnover and volume of sales in wholesale and retail trade - quarterly data (sts_trtu_q)
 - Turnover and volume of sales in wholesale and retail trade - annual data (sts_trtu_a)
 - Labour input in wholesale and retail trade (sts_wrt_li)
 - Labour input in wholesale and retail trade - monthly data (sts_trlb_m)




































-  Labour input in wholesale and retail trade - quarterly data (sts_trlb_q)
 -  Labour input in wholesale and retail trade - annual data (sts_trlb_a)
 - Services (sts_os)
 - Turnover in services (sts_os_t)
 -  Turnover in services - monthly data (sts_setu_m)
 -  Turnover in services - quarterly data (sts_setu_q)
 -  Turnover in services - annual data (sts_setu_a)
 - Service producer prices (SPPI) (sts_os_pp)
 -  Service producer prices - quarterly data (sts_sepp_q)
 -  Service producer prices - annual data (sts_sepp_a)
 - Production in services (sts_os_p)
 -  Production in services - monthly data (sts_sepr_m)
 -  Production in services - quarterly data (sts_sepr_q)
 -  Production in services - annual data (sts_sepr_a)
 - Labour input in services (sts_os_li)
 -  Labour input in services - monthly data (sts_selb_m)
 -  Labour input in services - quarterly data (sts_selb_q)
 -  Labour input in services - annual data (sts_selb_a)
- Structural business statistics (sbs)
 - SBS - main indicators (sbs_na)
 -  Annual enterprise statistics for special aggregates of activities (NACE Rev. 2) (sbs_na_sca_r2)
 -  Annual enterprise statistics by size class for special aggregates of activities (NACE Rev. 2) (sbs_sc_sca_r2)
 - SBS - industry and construction (sbs_ind_co)
 - Annual detailed enterprise statistics - industry and construction (sbs_na_ind)
 -  Annual detailed enterprise statistics for industry (NACE Rev. 2, B-E) (sbs_na_ind_r2)
 -  Annual detailed enterprise statistics for construction (NACE Rev. 2, F) (sbs_na_con_r2)
 -  Annual detailed enterprise statistics on mining and quarrying (NACE Rev. 1.1, C) (sbs_na_2a_mi)
 -  Annual detailed enterprise statistics on manufacturing subsections DA-DE and total manufacturing (NACE Rev. 1.1, D) (sbs_na_2a_dade)
 -  Annual detailed enterprise statistics on manufacturing, subsections DF-DN and total (NACE Rev. 1.1, D) (sbs_na_2a_dfdn)
 -  Annual detailed enterprise statistics on electricity, gas and water supply (NACE Rev. 1.1, E) (sbs_na_2a_el)
 -  Annual detailed enterprise statistics on construction (NACE Rev. 1.1, F) (sbs_na_4a_co)
 -  Annual enterprise statistics by type of ownership in industry and construction (NACE Rev. 1.1, C-F, until 2001) (sbs_na_2c_own)
 -  Long time series covering enterprises with 20 persons employed and more, main indicators (NACE Rev. 1.1, C-F) (sbs_na_indc_lgt)
 - SMEs - annual enterprise statistics by size class - industry and construction (sbs_sc_ind)
 -  Industry by employment size class (NACE Rev. 2, B-E) (sbs_sc_ind_r2)
 -  Construction by employment size class (NACE Rev. 2, F) (sbs_sc_con_r2)
 -  Mining and quarrying by employment size class (NACE Rev. 1.1, C, 1995-2001) (sbs_sc_2d_mi95)
 -  Mining and quarrying by employment size class (NACE Rev. 1.1, C, from 2002 onwards) (sbs_sc_2d_mi02)
 -  Manufacturing, subsections DA-DE and total (NACE Rev. 1.1, D) by employment size class (1995-2001) (sbs_sc_2d_dade95)
 -  Manufacturing, subsections DA-DE and total (NACE Rev. 1.1, D) by employment size class (from 2002 onwards) (sbs_sc_2d_dade02)

-  Manufacturing, subsections DF-DN and total (NACE Rev. 1.1, D) by employment size class (1995-1997) (sbs_sc_2d_dfdn95)
-  Manufacturing, subsections DF-DN and total (NACE Rev. 1.1, D) by employment size class (1998-2001) (sbs_sc_2d_dfdn98)
-  Manufacturing subsections DF-DN and total (NACE Rev. 1.1, D) by employment size class (from 2002 onwards) (sbs_sc_2d_dfdn02)
-  Electricity, gas and water by employment size class (NACE Rev. 1.1, E, 1995-2001) (sbs_sc_2d_el95)
-  Electricity, gas and water by employment size class (NACE Rev. 1.1, E, from 2002 onwards) (sbs_sc_2d_el02)
-  Construction by employment size class (NACE Rev. 1.1, F, 1995-2001) (sbs_sc_4d_co95)
-  Construction by employment size class (NACE Rev. 1.1, F, from 2002 onwards) (sbs_sc_4d_co02)
-  Intangible investment and subcontracting - industry and construction (sbs_is)
 -  Multiannual enterprise statistics - intangible investment statistics for industry and construction (NACE Rev. 2, B-F) (sbs_is_inv_r2)
 -  Multi-yearly enterprise statistics - subcontracting for industry and construction (NACE Rev. 2, B-F) (sbs_is_subc_r2)
 -  Multi-yearly enterprise statistics - subcontracting by size class for construction (NACE Rev. 2, F) (sbs_is_sc_r2)
 -  Multi-yearly enterprise statistics - intangible investment and subcontracting (NACE Rev. 1.1, C-F) (sbs_is_2j_intan)
 -  Multi-yearly enterprise statistics - subcontracting by size class (NACE Rev. 1.1, C-F, 1999-2001) (sbs_is_2k_sub99)
 -  Multi-yearly enterprise statistics - subcontracting by size class (NACE Rev. 1.1, C-F, from 2002 onwards) (sbs_is_2k_sub02)
-  Multi-yearly enterprise statistics - Breakdown of turnover for industry and construction (sbs_turn)
 -  Turnover statistics for industry (NACE Rev. 2, B-E) (sbs_turn_ind_r2)
 -  Turnover statistics for construction (NACE Rev. 2, F) (sbs_turn_con_r2)
-  Purchases of energy products - industry and construction (sbs_pu)
 -  Multi-yearly enterprise statistics - purchases of energy products (NACE Rev. 1.1, C, D, F, 1997-2001) (sbs_pu_2l_97)
 -  Multi-yearly enterprise statistics - purchases of energy products (NACE Rev. 1.1, C, D, F, from 1999 onwards) (sbs_pu_4l_02)
-  Environmental protection expenditure - industry (sbs_env)
 -  Environmental protection expenditure by environmental domains (NACE Rev. 2, B-E) (sbs_env_dom_r2)
 -  Environmental protection expenditure by size class (NACE Rev. 2, B-E) (sbs_env_sc_r2)
 -  Multiannual enterprises statistics on environmental protection expenditure by environmental domains for industry (N(...)) (sbs_mlenv_dom_r2)
 -  Multiannual enterprises statistics on environmental protection expenditure by size class for industry (NACE Rev. 2 B-E) (sbs_mlenv_sc_r2)
 -  Environmental protection expenditure in industry (NACE Rev. 1.1, C-E, 1995-2001) (sbs_env_2b_95)
 -  Environmental protection expenditure by environmental domains (NACE Rev. 1.1, C-E, from 2001 onwards) (sbs_env_2b_02)
 -  Environmental protection expenditure by size class (NACE Rev. 1.1, C-E, from 2001 onwards) (sbs_env_2o_sc01)
-  SBS - trade (dt)
 -  Annual detailed enterprise statistics - trade (sbs_na_dt)







-  Annual detailed enterprise statistics for trade (NACE Rev. 2 G) (sbs_na_dt_r2)
-  Annual detailed enterprise statistics on trade (NACE Rev. 1.1 G) (sbs_na_3b_tr)
-  SMEs - annual enterprise statistics by size class - trade (sbs_sc_dt)
 -  Distributive trades by employment size class (NACE Rev. 2, G) (sbs_sc_dt_r2)
 -  Distributive trades by size class of turnover (NACE Rev. 2, G) (sbs_sctrn_dt_r2)
 -  Distributive trades by employment size class (NACE Rev. 1, G, 1995-2007) (sbs_sc_3ce_tr95)
 -  Distributive trades by employment size class (NACE Rev. 1.1, G, from 2002 onwards) (sbs_sc_3ce_tr02)
 -  Distributive trades by size class of turnover (NACE Rev. 1.1, G) (sbs_sc_3ctrn_tr)
-  Breakdown of turnover by product - trade (dt_cpa)
 -  Turnover by product type for wholesale trade (NACE Rev. 2, G46) (dt_cpa_n46_r2)
 -  Multiannual enterprise statistics - Breakdown of turnover by product type for wholesale and retail trade and repair(...) (dt_cpa_n45_r2)
 -  Multiannual enterprise statistics - Breakdown of turnover by product type for retail trade (NACE Rev. 2, G47) (dt_cpa_n47_r2)
 -  Turnover by product in retail trade (NACE Rev. 1.1, G52, 5-yearly statistics, from 1997 onwards) (dt_cpa_3d52)
 -  Turnover by product in motor trade (NACE Rev. 1.1, G50, 5-yearly statistics, from 2000 onwards) (dt_cpa_3d50)
 -  Turnover by product in wholesale trade (NACE Rev. 1.1, G51, 1998) (dt_cpa_3d51_98)
 -  Turnover by product in wholesale trade (NACE Rev. 1.1, G51, 5-yearly statistics, from 2003 onwards) (dt_cpa_3d51_03)
-  Other multi-yearly statistics - trade (dt_oth)
 -  Turnover by type of activity for wholesale trade (NACE Rev. 2, G46) (dt_turn_n46_r2)
 -  Multiannual enterprise statistics - Breakdown of turnover by activity type for wholesale and retail trade and repair(...) (dt_turn_n45_r2)
 -  Turnover by type of activity for retail trade (NACE Rev.2, G47) (dt_turn_n47_r2)
 -  Number of retail stores (NACE Rev.2, G47) (dt_oth_n47_r2)
 -  Sales area for retail stores in square meters (2002-2007, NACE Rev. 1.1, G52) (dt_oth_3d52_spa)
 -  Retail trade - operating costs, forms of trading and types of supplier (NACE Rev. 1.1 G52, 5-yearly statistics, fro(...) (dt_oth_3d52_03)
 -  Wholesale trade - operating costs and types of customer (NACE Rev. 1.1, G51, 5-yearly statistics, from 2003 onwards) (dt_oth_3d51_03)
-  SBS - services (serv)
 -  Annual detailed enterprise statistics - services (sbs_na_serv)
 -  Annual detailed enterprise statistics for services (NACE Rev. 2 H-N and S95) (sbs_na_1a_se_r2)
 -  Annual detailed enterprise statistics on services (NACE Rev. 1.1 H-K) (sbs_na_1a_se)
 -  SMEs - annual enterprise statistics by size class - services (sbs_sc_sc)
 -  Services by employment size class (NACE Rev. 2, H-N, S95) (sbs_sc_1b_se_r2)
 -  Services by employment size class (NACE Rev. 1.1, H-K, 1995-2001) (sbs_sc_1b_se95)
 -  Services by employment size class (NACE Rev. 1.1, H-K, from 2002 onwards) (sbs_sc_1b_se02)
 -  Financial services statistics (serv_fin)
 -  Statistics on credit institutions (sbs_cre)
 -  Annual enterprise statistics (sbs_cre_tot)
 -  Economic variables being part of Annex1 to Council Regulation 58/97 (sbs_cre_tannex1)
 -  Sector specific variables: Profit and loss account, balance sheet, additional accounting variables (sbs_cre_tspe)

-  Annual enterprise statistics. Reference year 2002 (sbs_cre_tent)
-  Annual enterprise statistics: breakdown of the number of enterprises (sbs_cre_ent)
 -  Number of enterprises and balance sheet total by legal status (sbs_cre_elegsta)
 -  Number of enterprises and balance sheet total by residence of the parent enterprise (sbs_cre_eres)
 -  Number of enterprises by size class of balance sheet total (sbs_cre_esc)
-  Annual enterprise statistics by categories of credit institutions (sbs_cre_ins)
 -  Number of enterprises and persons employed by category of credit institutions (sbs_cre_icat)
-  Annual enterprise statistics by product (sbs_cre_pro)
 -  Number of accounts linked to CPA categories (sbs_cre_pacc)
 -  Commissions receivable by product (sbs_cre_pcrec)
 -  Commissions payable by product (sbs_cre_pcpay)
 -  Interests receivable and similar income by product (sbs_cre_pintrex)
 -  Interests payable and similar charges by product (sbs_cre_pintpay)
 -  Number of loans and advances to customers linked to CPA categories (sbs_cre_ploans)
 -  Annual enterprise statistics by product Ref year 2002 (sbs_cre_prod)
-  Annual enterprise statistics: geographical breakdown (sbs_cre_geo)
 -  Number of EEA branches (sbs_cre_geea)
 -  Financial subsidiaries in other countries (sbs_cre_gfinsub)
 -  Business written by EEA branches (sbs_cre_gbeea)
 -  Number of branches in non-EEA countries (sbs_cre_gneea)
 -  Business written in non-EEA countries (sbs_cre_gbneea)
 -  Annual enterprise statistics by geographical breakdown (sbs_cre_6g_01)
-  Annual enterprise statistics: regional breakdown (sbs_cre_reg)
 -  Number of local units, persons employed and wages and salaries by NUTS 2 regions (sbs_cre_rreg)
-  Statistics on Insurance services (sbs_ins)
 -  Annual enterprise statistics (sbs_ins_5a)
 -  Annual enterprise statistics by legal status (sbs_ins_5b)
 -  Annual enterprise statistics according to the country of residence of the parent enterprise (sbs_ins_5c)
 -  Annual enterprise statistics by size class of gross premium written (sbs_ins_5d1)
 -  Annual enterprise statistics by size class of technical provisions (sbs_ins_5d2)
 -  Annual enterprise statistics by product (sbs_ins_5e)
 -  Annual enterprise statistics by geographical breakdown 2004 onwards (sbs_ins_5fco04)
 -  Annual enterprise statistics by geographical breakdown until 2003 (sbs_ins_5fco96)
 -  Annual enterprise statistics by geographical breakdown and products 2004 onwards (sbs_ins_5ffp04)
 -  Annual enterprise statistics by geographical breakdown and products until 2003 (sbs_ins_5ffp96)
-  Statistics on pension funds (sbs_pen)
 -  Autonomous pension funds - all indicators (sbs_pen_7a)
 -  Autonomous pension funds - number of enterprises by size class of investments (sbs_pen_7b1)
 -  Autonomous pension funds - number of enterprises by size class of members (sbs_pen_7b2)
 -  Autonomous pension funds - total investments by currencies (sbs_pen_7c)
 -  Autonomous pension funds - geographical breakdown (sbs_pen_7d)
 -  Non-autonomous pension funds (sbs_pen_7e)










-  Enterprises with members in other EEA countries (until 2000) (sbs_pen_enteea)
-  Business services statistics (bs)
 -  Business Services: from 2008 onwards (bs2008)
 -  Turnover by product and NACE Rev. 2 activity (CPA 2.1) (bs_bs8cpa2_1)
 -  Turnover by product and economic activity (NACE Rev. 2) (bs_bs8ace_r2)
 -  Turnover by residence of client and economic activity (NACE Rev. 2) (bs_bs8bdf_r2)
 -  Business Services: reference year 2007 (bs2007)
 -  Main economic variables (2007) (bs_bs1_07)
 -  Turnover by residence of client and economic activity (2007) (bs_bs4_07)
 -  Business Services: reference year 2006 (bs2006)
 -  Main economic variables (2006) (bs_bs1_06)
 -  Turnover by residence of client and economic activity (2006) (bs_bs4_06)
 -  Business Services: reference year 2005 (bs2005)
 -  Main economic variables (2005) (bs_bs1_05)
 -  Turnover by residence of client and economic activity (2005) (bs_bs4_05)
 -  Business services: reference year 2004 (bs2004)
 -  Main economic variables by employment size class (2004) (bs_bs1_04)
 -  Turnover by type of client and economic activity (bs_bs3_04)
 -  Turnover by residence of client, employment size class and economic activity (2004) (bs_bs4_04)
 -  Number of enterprises carrying out cross border trade by employment size class (bs_bs5_04)
 -  Number of enterprises carrying out cross border trade by type of cross border trade and employment size class (bs_bs6_04)
 -  Number of enterprises carrying out cross border trade by reasons for cross border trade and employment size class (bs_bs7_04)
 -  Number of enterprises by importance of barriers met in cross border trade and employment size class (bs_bs8_04)
 -  Number of enterprises carrying out cross border trade by economic activity (bs_bs9_04)
 -  Number of enterprises carrying out cross border trade by type of cross border trade and economic activity (bs_bs10_04)
 -  Number of enterprises carrying out cross border trade by reasons for cross border trade and economic activity (bs_bs11_04)
 -  Number of enterprises by importance of barriers met in cross border trade and economic activity (bs_bs12_04)
 -  Turnover by type of media for advertising services (bs_bs13_04)
 -  Income from intellectual property rights for computer services (bs_bs14_04)
 -  Purchases of advertising space or time for resale (bs_bs16_04)
 -  Business services: reference year 2003 (bs2003)
 -  SBS variables by employment size class for div 72 and 74 (bs_bs1_03)
 -  Turnover by type of client and by employment size class for div 72 and 74 (bs_bs3_03)
 -  Turnover by residence of client and by employment size class for div 72 and 74 (bs_bs4_03)
 -  Business services: reference year 2001 (bs2001)
 -  SBS variables by product specialisation and by employment size class for div 72 and 74 (bs_bs1_01)
 -  Turnover by type of client and by employment size class for div 72 and 74 (bs_bs3_01)
 -  Turnover by residence of client and by employment size class for div 72 and 74 (bs_bs4_01)
 -  SBS variables by client specialisation and by employment size class for div 72 and 74 (bs_bs5_01)
 -  SBS variables by client specialisation and by product specialisation for div 72 and 74 (bs_bs6_01)

-  Business services: reference year 2000 (bs2000)
 -  Turnover by product specialisation for div. 72 (bs_bs1_00)
 -  Turnover by product specialisation and employment size class for group 72.2 (bs_bs2_00)
 -  Turnover by type of client and NACE Rev.1 at 3-digit level (bs_bs5_00)
 -  Turnover by type of client and employment size class (bs_bs6_00)
 -  Turnover by nationality of client and NACE Rev.1 at 3-digit level (bs_bs7_00)
 -  Turnover by nationality of client and employment size class (bs_bs8_00)
 -  Turnover by client specialisation and NACE Rev.1 at 3-digit level (bs_bs9_00)
 -  Turnover by client specialisation and employment size class (bs_bs10_00)
 -  Turnover by client specialisation and product specialisation (bs_bs11_00)
-  SBS - regional data - all activities (sbs_r)
 -  SBS data by NUTS 2 regions and NACE Rev. 2 (from 2008 onwards) (sbs_r_nuts06_r2)
 -  Multiannual statistics for distributive trades (NACE Rev. 2, G) by NUTS 2 regions (sbs_r_3k_my_r2)
 -  SBS data by NUTS 2 regions (NUTS 2006) and NACE Rev. 1.1 (1995-2007) (sbs_r_nuts03)
 -  Multi yearly statistics by NUTS 2 regions (NUTS 2006) (sbs_r_3f_my)
-  Access to finance (acf)
 -  Ownership situation, finance type sought, and need for guarantees (acf_s)
 -  Ownership situation, by type of enterprise and NACE Rev. 2 (acf_s_own)
 -  Enterprises seeking finance, by type of enterprise and NACE Rev. 2 activity (acf_s_inf)
 -  Enterprises needing guarantee in obtaining loan finance, by type of enterprise and NACE Rev. 2 activity (acf_s_ne)
 -  Typical guarantors in obtaining loan finance, by type of enterprise and NACE Rev. 2 (acf_s_ty)
 -  Degree of success, choice of financial institution and reasons of partial success or unsuccess (acf_deg)
 -  Success rate in obtaining loan finance by sources, type of enterprise and NACE Rev. 2 (acf_d_lo)
 -  Success rate in obtaining equity finance, by sources, type of enterprise and NACE Rev. 2 (acf_d_eq)
 -  Success rate in obtaining other types of finance, by sources, type of enterprise and NACE Rev. 2 (acf_d_oth)
 -  Reasons for choosing a bank for loan finance, by type of enterprise and NACE Rev. 2 (acf_d_rea)
 -  Reasons for partial success or lack of success in obtaining loan finance, by type of enterprise and NACE Rev. 2 (acf_d_lo1)
 -  Reasons for partial success or lack of success in obtaining equity finance, by type of enterprise and NACE Rev. 2 (acf_d_eq1)
 -  Perception of changes, perceived need for future financing, and potential obstacles of business growth (acf_per)
 -  Perception of the changes between 2007 and 2010, by type of enterprise and NACE Rev. 2 (acf_p_ch)
 -  Enterprises perceiving finance need between 2011 and 2013, by type of enterprise and NACE Rev. 2 activity (acf_p_ne)
 -  Finance types, likely needed between 2011 and 2013, by type of enterprise and NACE Rev. 2 (acf_p_fi)
 -  Envisaged finance sources between 2011 and 2013, by type of enterprise and NACE Rev. 2 (acf_p_so)
 -  Potential purpose of the finance between 2011 and 2013, by type of enterprise and NACE Rev. 2 (acf_p_pu)
 -  Factors, likely limiting business growth between 2011 and 2013, by type of enterprise and NACE Rev. 2 (acf_p_fa)





Business demography (bd)

-  Business demography by legal form (from 2004 onwards, NACE Rev. 2) (bd_9ac_l_form_r2)
-  Business demography by size class (from 2004 onwards, NACE Rev. 2) (bd_9bd_sz_cl_r2)
-  Employer business demography by legal form (from 2004 onwards, NACE Rev. 2) (bd_9eg_l_form_r2)
-  Employer business demography by size class (from 2004 onwards, NACE Rev. 2) (bd_9fh_sz_cl_r2)
-  High growth enterprises (growth by 10% or more) and related employment by NACE Rev. 2 (bd_9pm_r2)
-  Indicators with growth by 20% or more (from 2008 onwards, NACE Rev. 2) (bd_9n_r2)








Business demography (until 2007) (bd_07)

-  Business demography by legal form (until 2007, NACE Rev. 1.1) (bd_9a_l_form)
-  Business demography by size class (until 2007, NACE Rev. 1.1) (bd_9b_size_cl)
-  Employer business demography by legal form (until 2007, NACE Rev. 1.1) (bd_9e_l_form)
-  Employer business demography by size class (until 2007, NACE Rev. 1.1) (bd_9f_size_cl)
-  Preliminary results on enterprise deaths presented by legal form (until 2007, NACE Rev. 1.1) (bd_9c_l_form)
-  Preliminary results on enterprise deaths presented by size class (until 2007, NACE Rev. 1.1) (bd_9d_size_cl)
-  Preliminary results on employer enterprise deaths presented by legal form (until 2007, NACE Rev. 1.1) (bd_9g_l_form)
-  Preliminary results on employer enterprise deaths presented by size class (until 2007, NACE Rev. 1.1) (bd_9h_size_cl)
-  Indicators with growth by 20% or more (until 2007, NACE Rev. 1.1) (bd_9n)

Regional business demography (bd_r)





-  Business demography and high growth enterprise by NACE Rev. 2 and NUTS 3 regions (bd_hgnace2_r3)
-  Business demography by size class and NUTS 3 regions (bd_size_r3)
-  Employer business demography by NACE Rev. 2 and NUTS 3 regions (bd_enace2_r3)
-  Employer business demography by size class and NUTS 3 regions (bd_esize_r3)

Factors of Business Success statistics - all activities (fobs)


-  Enterprises managed by the founder, by entrepreneur age (fobs_age)
-  Enterprises managed by the founder, by branch experience (fobs_bra)
-  Enterprises managed by the founder, by education attainment level of the entrepreneur (fobs_edu)
-  Enterprises managed by the founder, by experience managing an enterprise (fobs_ent)
-  Enterprises managed by the founder, by sex of the entrepreneur (fobs_gen)
-  Enterprises managed by the founder, by birth size class (number of employees) (fobs_isc)
-  Enterprises managed by the founder, by survival size class (number of employees) (fobs_ssc)







































Foreign controlled EU enterprises - inward FATS (fats)


































Foreign control of enterprises - NACE Rev. 2 (from 2008 onwards) (fats_08)

-  Foreign control of enterprises by economic activity and a selection of controlling countries (from 2008 onwards) (fats_g1a_08)
-  Foreign control of enterprises by controlling countries (from 2008 onwards) (fats_g1b_08)
-  Foreign control of enterprises: research and development characteristics by economic activity (NACE Rev. 2, B-F) an(...) (fats_g1a_rd)
-  Foreign control of enterprises: research and development characteristics by controlling countries (from 2011 onwards) (fats_g1b_rd)






































Foreign control of enterprises - NACE Rev. 1.1 (2003-2007) (fats_03)

-  Foreign control of enterprises by economic activity and a selection of controlling countries (2003-2007) (fats_g1a_03)















































-  Foreign control of enterprises by controlling countries (2003-2007) (fats_g1b_03)
-  Foreign affiliates of EU enterprises - outward FATS (fats_out)
 -  Foreign affiliates of EU enterprises - NACE Rev.2, from 2010 onwards (fats_out_r2)
 -  Outward FATS, main variables - NACE Rev. 2 (fats_out2_r2)
 -  Outward FATS, additional variables - NACE Rev. 2 (fats_out3_r2)
 -  Foreign affiliates of EU enterprises - NACE Rev.1, 2004-2009 (fats_out_r1)
 -  Outward FATS 2004-2006 - experimental data (fats_out1)
 -  Outward FATS 2007-2009 - main variables (fats_out2)
 -  Outward FATS 2008-2009 - additional variables (fats_out3)
-  International sourcing statistics - all activities (iss)
 -  International sourcing statistics - survey 2018 (iss_18)
 -  General information (iss_18gen)
 -  Enterprises by enterprise group identification and by NACE Rev.2 activity (iss_18geneg)
 -  Enterprises by enterprise group identification, sourcing status and NACE Rev.2 activity (iss_18genens)
 -  Estimated employment by business function and by NACE Rev.2 activity (iss_18embf)
 -  International sourcing and relocation of business functions (iss_18somot)
 -  Sourcing of business functions (iss_18sobf)
 -  Enterprises by sourcing status and by NACE Rev.2 activity (iss_18sobfec)
 -  Enterprises by business partner, business function and NACE Rev.2 activity (iss_18sopart)
 -  Enterprises by country destination of international sourcing, business function and NACE Rev.2 activity (iss_18sodest)
 -  Jobs relocated abroad by business functions and by NACE Rev.2 activity (iss_18sojobl)
 -  Jobs created by NACE Rev.2 activity (iss_18sojobn)
 -  Motivations and barriers for international sourcing (iss_18mot)
 -  Enterprises by motivation factors for international sourcing and by NACE Rev.2 activity (iss_18mso)
 -  Enterprises by enterprise group identification, motivation for international sourcing and NACE Rev.2 activity (iss_18meg)
 -  Enterprises by barriers considered for international sourcing, sourcing status and NACE Rev.2 activity (iss_18sobar)
 -  Relocation of business function to home country (iss_18bfre)
 -  Enterprises by movement of business functions from abroad and by NACE Rev.2 activity (iss_18bfbc)
 -  Enterprises by motivation factors for moving business functions from abroad and by NACE Rev.2 activity (iss_18bfmot)
 -  Enterprises by status of movement of business functions from abroad, business function and NACE Rev.2 activity (iss_18bfmove)
 -  Enterprises by type of movement of business functions from abroad and by NACE Rev.2 activity (iss_18bfmmag)
-  International sourcing statistics - survey 2012 (iss_11)
 -  General information (iss_11geninf)
 -  Enterprises by enterprise group identification and economic activity (iss_11gentgi)
 -  Enterprises by enterprise group identification, sourcing status and economic activity (iss_11gentgiss)
 -  Domestic activities (iss_11domact)
 -  Estimated employment by business function and economic activity (iss_11destemp)
 -  Development of employment of the enterprise by business function, sourcing status and economic activity (2009-2011) (iss_11ddevemp)


































-  International sourcing and relocation of business functions (iss_11sourloc)
 -  Sourcing of business functions (iss_11sobf)
 -  Sourcing status by business function and economic activity (2009-2011) (iss_11sfsour)
 -  Kind of business partner by business function and economic activity (2009-2011) (iss_11sfpart)
 -  Country destination of international sourcing by business function and economic activity (2009-2011) (iss_11sfdest)
 -  Jobs lost by business function and economic activity (2009-2011) (iss_11sfjob)
 -  Motivations and barriers for international sourcing (iss_11som)
 -  Motivation factors for international sourcing by economic activity (2009-2011) (iss_11sbmot)
 -  Enterprises by enterprise group identification, motivation for international sourcing and economic activity (2009-2011) (iss_11sbgrid)
 -  Barriers considered for international sourcing by sourcing status and economic activity (2009-2011) (iss_11sbbar)
 -  Importance of physical proximity of support business functions to the core business function by business function, (...) (iss_11sbprox)
 -  Relocation of business function to home country (iss_11sor)
 -  Enterprises by back-sourcing status (2009-2011) (iss_11srentbck)
 -  Motivation factors for back-sourcing (2009-2011) (iss_11srmot)
 -  Enterprises by relocation status (2009-2011) (iss_11srentloc)
 -  International organisation of activities in foreign affiliates (iss_11affi)
 -  Enterprises by control of foreign affiliates and economic activity (iss_11actrl)
 -  Control of foreign affiliates and estimated employment by business function, country location of affiliates and eco(...) (iss_11aestemp)
 -  Development of employment in foreign affiliates by business function and economic activity (2009-2011) (iss_11adevemp)
 -  International sourcing statistics - survey 2007 (iss_07)
 -  Plans for and barriers on international sourcing - collection round 2007 (iss_planbarr)
 -  Importance of motivation factors for international sourcing by enterprises currently planning to engage in internat(...) (iss_plan)
 -  Country destination for international sourcing by enterprises currently planning to engage in international sourcin(...) (iss_ctry)
 -  Level of expected impact on employment of international sourcing by enterprises currently engaged or planning to en(...) (iss_empl)
 -  Importance of barriers met for engaging in international sourcing of activities by sourcing status and economic act(...) (iss_barr)
 -  International sourcing activity - collection round 2007 (iss_souract)
 -  Kind of business partners engaged in international sourcing by business function and economic activity - collection(...) (iss_part)
 -  Destination country of international sourcing by business functions and economic activity - collection round 2007 (iss_dest)
 -  Job loss and creation as a result of international sourcing activity by economic activity - collection round 2007 (iss_job)
 -  Importance of motivation factors for international sourcing by economic activity - collection round 2007 (iss_fac)
 -  Impact level of international sourcing activities by economic activity - collection round 2007 (iss_imp)
 -  Background Information - collection round 2007 (iss_bckinfo)
 -  Enterprises by sourcing and economic activity - collection round 2007 (iss_econ)











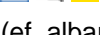

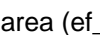
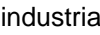
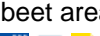












-  Enterprises by sourcing status and enterprise group identification - collection round 2007 (iss_stat)
 -  Domestic or international sourcing of different business functions by economic activity - collection round 2007 (iss_func)
 - Tourism (tour)
 - Monthly data on tourism industries (tour_indm)
 -  Nights spent at tourist accommodation establishments - monthly data (tour_occ_nim)
 -  Nights spent by non-residents at tourist accommodation establishments - 1990-2011 - world geographical breakdown - (...) (tour_occ_ninrmw)
 -  Arrivals at tourist accommodation establishments - monthly data (tour_occ_arm)
 -  Arrivals of non-residents at tourist accommodation establishments - 1990-2011 - world geographical breakdown - mont(...) (tour_occ_arnrmw)
 -  Net occupancy rate of bed-places and bedrooms in hotels and similar accommodation (NACE Rev. 2, I, 55.1) - monthly data (tour_occ_mnor)
 - Annual data on tourism industries (tour_inda)
 - Occupancy of tourist accommodation establishments (tour_occ)
 - Nights spent by residents and non-residents (tour_occ_n)
 -  Nights spent at tourist accommodation establishments (tour_occ_ninat)
 -  Nights spent at tourist accommodation establishments by NUTS 2 regions (tour_occ_nin2)
 -  Nights spent at tourist accommodation establishments by country/world region of residence of the tourist (tour_occ_ninraw)
 -  Nights spent at tourist accommodation establishments by degree of urbanisation (from 2012 onwards) (tour_occ_ninatd)
 -  Nights spent at tourist accommodation establishments by degree of urbanisation and by NUTS 2 regions (from 2012 onwards) (tour_occ_nin2d)
 -  Nights spent at tourist accommodation establishments by coastal and non-coastal area (from 2012 onwards) (tour_occ_ninatc)
 -  Nights spent at tourist accommodation establishments by coastal and non-coastal area and by NUTS 2 regions (from 20(...) (tour_occ_nin2c)
 -  Nights spent at hotels and similar accommodation (NACE Rev. 2, I, 55.1) by size class (from 2012 onwards) (tour_occ_ninats)
 - Arrivals of residents and non-residents (tour_occ_a)
 -  Arrivals at tourist accommodation establishments (tour_occ_arnat)
 -  Arrivals at tourist accommodation establishments by NUTS 2 regions (tour_occ_arn2)
 -  Arrivals at tourist accommodation establishments by country/world region of residence of the tourist (tour_occ_arnraw)
 - Occupancy rates for hotels and similar accommodation (tour_occ_or)
 -  Net occupancy rate of bed-places and bedrooms in hotels and similar accommodation (NACE Rev. 2, I, 55.1) by size cl(...) (tour_occ_anor)
 -  Net occupancy rate of bed-places and bedrooms in hotels and similar accommodation (NACE Rev. 2, I, 55.1) by NUTS 2 (...) (tour_occ_anor2)
 - Capacity of tourist accommodation establishments (tour_cap)
 -  Number of establishments, bedrooms and bed-places (tour_cap_nat)
 -  Number of establishments, bedrooms and bed-places by NUTS 2 regions (tour_cap_nuts2)
 -  Number of establishments, bedrooms and bed-places by degree of urbanisation (from 2012 onwards) (tour_cap_natd)
 -  Number of establishments, bedrooms and bed-places by degree of urbanisation and by NUTS 2 regions (from 2012 onwards) (tour_cap_nuts2d)
 -  Number of establishments, bedrooms and bed-places by coastal and non-coastal area (from 2012 onwards) (tour_cap_natc)



-   ZIP Number of establishments, bedrooms and bed-places by coastal and non-coastal area and by NUTS 2 regions (from 2012 (...)) (tour_cap_nuts2c)
-   ZIP Hotels and similar accommodation (NACE Rev.2, I, 55.1) by size class: number of establishments, bedrooms and bed-pl(...) (tour_cap_nats)
-   ZIP Number of establishments, bedrooms and bed-places by NUTS 3 regions (1990-2011) (tour_cap_nuts3)
-  Annual enterprise data for selected tourism industries (source: Structural business statistics) (tour_sbs)
 -   ZIP Annual enterprise statistics for special aggregates of activities (NACE Rev. 2) (sbs_na_sca_r2)
 -   ZIP Annual enterprise statistics by size class for special aggregates of activities (NACE Rev. 2) (sbs_sc_sca_r2)
-  Annual, monthly and quarterly enterprise data for selected tourism industries (source: Short term statistics) (tour_sts)
 -   ZIP Turnover in services - monthly data (sts_setu_m)
 -   ZIP Turnover in services - quarterly data (sts_setu_q)
 -   ZIP Turnover in services - annual data (sts_setu_a)
-  Annual and quarterly data on employment for selected tourism industries (source: Labour force survey) (tour_lfs)
 -  Annual data on employment for selected tourism industries (source: Labour force survey) (tour_lfsa)
 -   ZIP Employed persons by full-time/part-time activity and NACE Rev. 2 activity (tour_lfs1r2)
 -   ZIP Employed persons by age groups and NACE Rev. 2 activity (tour_lfs2r2)
 -   ZIP Employed persons by educational attainment level and Nace Rev. 2 activity (tour_lfs3r2)
 -   ZIP Permanency of job (permanent or temporary) and NACE Rev. 2 activity (tour_lfs4r2)
 -   ZIP Average seniority of work with the same employer and NACE Rev. 2 activity (tour_lfs5r2)
 -   ZIP Employed persons and employees by sex and full-time/part-time activity and NACE Rev. 2 activity (tour_lfs6r2)
 -  Quarterly data on employment for selected tourism industries (source: Labour force survey) (tour_lfsq)
 -   ZIP Employed persons by full-time/part-time activity and Nace Rev. 2 activity (tour_lfsq1r2)
 -   ZIP Employed persons by age groups and Nace Rev. 2 activity (tour_lfsq2r2)
 -   ZIP Employed persons by educational attainment level and Nace Rev. 2 activity (tour_lfsq3r2)
 -   ZIP Permanency of job (permanent or temporary) and Nace Rev. 2 activity (tour_lfsq4r2)
 -   ZIP Average seniority of work with the same employer and Nace Rev. 2 activity (tour_lfsq5r2)
 -   ZIP Employed persons and employees by sex and full-time/part-time activity and Nace Rev. 2 activity (tour_lfsq6r2)
-  Annual data on trips of EU residents (tour_dem)
 -  Participation in tourism (tour_dem_to)
 -   ZIP Participation in tourism (1996-2011) - quarterly data (tour_dem_toq)
 -   ZIP Participation in tourism for personal purposes (tour_dem_totot)
 -  Participation in tourism for personal purpose by socio-demographic characteristics of the tourist (tour_dem_tosd)
 -   ZIP Participation in tourism for personal purposes by sex (tour_dem_tosex)
 -   ZIP Participation in tourism for personal purposes by age group (tour_dem_toage)
 -   ZIP Participation in tourism for personal purposes by educational attainment level (from 2012 onwards) (tour_dem_toed11)
 -   ZIP Participation in tourism for personal purposes by household income (from 2012 onwards) (tour_dem_toinc)
 -   ZIP Participation in tourism for personal purposes by activity status (from 2012 onwards) (tour_dem_tows)
 -  Reasons for not participating in tourism by socio-demographic characteristics (tour_dem_npsd)
 -   ZIP Non-participation in tourism by sex (from 2013) (tour_dem_npsex)































-  Non-participation in tourism by age group (from 2013) (tour_dem_npage)
-  Non-participation in tourism by educational attainment level (from 2013) (tour_dem_nped11)
-  Non-participation in tourism by household income (from 2013) (tour_dem_npinc)
-  Non-participation in tourism by employment situation (from 2013) (tour_dem_npws)
-  Number of tourism trips (tour_dem_tt)
 -  Number of trips - quarterly data (tour_dem_ttg)
 -  Number of trips (tour_dem_tttot)
 -  Number of trips by country / world region of destination (tour_dem_ttw)
 -  Number of trips by trips characteristics (tour_dem_tttc)
 -  Number of trips by purpose (tour_dem_ttpur)
 -  Number of trips by length of stay (tour_dem_ttls)
 -  Number of trips by mode of accommodation (tour_dem_ttac)
 -  Number of trips by month of departure (tour_dem_ttmd)
 -  Number of trips by mode of transport (tour_dem_tttr)
 -  Number of trips by type of destination (from 2013 onwards) (tour_dem_tthd)
 -  Number of trips by type of organisation (from 2014 onwards) (tour_dem_ttorg)
 -  Number of trips by socio-demographic characteristics of the tourist (tour_dem_ttsd)
 -  Number of trips by sex (tour_dem_ttsex)
 -  Number of trips by age group (tour_dem_ttage)
 -  Number of trips by educational attainment level (from 2012 onwards) (tour_dem_tted11)
 -  Number of trips by household income (from 2012 onwards) (tour_dem_ttinc)
 -  Number of trips by activity status (from 2012 onwards) (tour_dem_ttwsw)
-  Number of tourism nights (tour_dem_tn)
 -  Number of nights spent - quarterly data (tour_dem_tnq)
 -  Number of nights spent (tour_dem_tntot)
 -  Number of nights spent by country / world region of destination (tour_dem_tnw)
 -  Number of nights spent by trips characteristics (tour_dem_tntc)
 -  Number of nights spent by purpose (tour_dem_tnpur)
 -  Number of nights spent by length of stay (tour_dem_tnls)
 -  Number of nights spent by mode of accommodation (tour_dem_tnac)
 -  Number of nights spent by month of departure (tour_dem_tnmd)
 -  Number of nights spent by mode of transport (tour_dem_tntr)
 -  Number of nights spent by type of destination (from 2013 onwards) (tour_dem_tnhd)
 -  Number of nights spent by type of organisation (from 2014 onwards) (tour_dem_tnorg)
 -  Number of nights spent by socio-demographic characteristics of the tourist (tour_dem_tnsd)
 -  Number of nights spent by sex (tour_dem_tnsex)
 -  Number of nights spent by age group (tour_dem_tnage)
 -  Number of nights spent by educational attainment level (from 2012 onwards) (tour_dem_tned11)
 -  Number of nights spent by household income (from 2012 onwards) (tour_dem_tninc)
 -  Number of nights spent by activity status (from 2012 onwards) (tour_dem_tnsw)
-  Expenditure on tourism trips (tour_dem_ex)
 -  Expenditure - quarterly data (tour_dem_exq)
 -  Expenditure (tour_dem_extot)
 -  Average expenditure per trip by expenditure categories (from 2012 onwards) (tour_nat_expert)
 -  Average expenditure per night by expenditure categories (from 2012 onwards) (tour_nat_expern)
 -  Expenditure by expenditure categories (tour_dem_extype)
 -  Expenditure on accommodation (from 2012 onwards) (tour_dem_exac)
 -  Expenditure on accommodation by country / world region of destination (from 2012 onwards) (tour_dem_exacw)





























-  Expenditure on transport (from 2012 onwards) (tour_dem_extr)
-  Expenditure on transport by country / world region of destination (from 2012 onwards) (tour_dem_extrw)
-  Expenditure by expenditure categories (from 2012 onwards) (tour_dem_exexp)
-  Expenditure by trips characteristics (tour_dem_extc)
 -  Expenditure by purpose (tour_dem_expur)
 -  Expenditure by length of stay (tour_dem_exls)
 -  Expenditure by country, world region of destination (tour_dem_extotw)
 -  Expenditure by type of organisation (from 2014 onwards) (tour_dem_exorg)
 -  Expenditure for package travel by country, world region of destination (tour_dem_expktw)
-  Expenditure by socio-demographic characteristics of the tourist (tour_dem_exsd)
 -  Expenditure by sex (tour_dem_exsex)
 -  Expenditure by age group (tour_dem_exage)
 -  Expenditure by educational attainment level (from 2012 onwards) (tour_dem_exed11)
 -  Expenditure by household income (from 2012 onwards) (tour_dem_exinc)
 -  Expenditure by activity status (from 2012 onwards) (tour_dem_exws)
-  Same-day visits (tour_dem_sdv)
 -  Same-day visits - annual data (tour_dem_sdva)
 -  Same-day visits - quarterly data (tour_dem_sdvq)
 -  Expenditure on same-day visits - annual data (tour_dem_sdvexa)
 -  Expenditure on same-day visits - quarterly data (tour_dem_sdvexq)
-  Statistics on the production of manufactured goods (prom)
 -  Sold production, exports and imports by PRODCOM list (NACE Rev. 2) - annual data (DS-066341)
 -  Total production by PRODCOM list (NACE Rev. 2) - annual data (DS-066342)
 -  Full access to detailed statistics on international trade in goods (Comext) (comext)
-  Agriculture, forestry and fisheries (agric)
 -  Agriculture (agr)
 -  Farm structure (ef)
 -  Main farm indicators by NUTS 2 regions (ef_mainfarm)
 -  Farm indicators by agricultural area, type of farm, standard output, legal form and NUTS 2 regions (ef_m_farmleg)
 -  Farm indicators by agricultural area, type of farm, standard output, sex and age of the manager and NUTS 2 regions (ef_m_farmang)
 -  Farm land use by NUTS 2 regions (ef_landuse)
 -  Main farm land use by NUTS 2 regions (ef_lus_main)
 -  Crops by classes of utilised agricultural area in number of farms and hectare by NUTS 2 regions (ef_lus_allcrops)
 -  Arable crops farms by NUTS 2 regions (ef_lac)
 -  Main crops by NUTS 2 regions (ef_lac_main)
 -  Cereals by NUTS 2 regions (ef_lac_cereals)
 -  Dried crop pulses by NUTS 2 regions (ef_lac_dpuls)
 -  Root crops by NUTS 2 regions (ef_lac_rootcrop)
 -  Industrial crops by NUTS 2 regions (ef_lac_indus)
 -  Vegetables by NUTS 2 regions (ef_lac_vege)
 -  Flowers and ornamental plants by NUTS 2 regions (ef_lac_flower)
 -  Plants harvested green and fallow land by NUTS 2 regions (ef_lac_greenfal)
 -  Permanent crops farms by NUTS 2 regions (ef_lpc)
 -  Main permanent crops farm (ef_lpc_main)
 -  Fruit and berries (ef_lpc_fruit)
 -  Olive plantations (ef_lpc_olive)





























-  Vineyards (ef_lpc_vineyd)
-  Permanent grassland by NUTS 2 regions (ef_lus_peggrass)
-  Under glass by NUTS 2 regions (ef_lus_unglass)
-  Special areas and other farmland by NUTS 2 regions (ef_lus_sparea)
-  Farm livestock (ef_livestock)
 -  Main livestock indicators by NUTS 2 regions (ef_lsk_main)
 -  Bovine animals by NUTS 2 regions (ef_lsk_bovine)
 -  Pig by NUTS 2 regions (ef_lsk_gpig)
 -  Sheep by NUTS 2 regions (ef_lsk_sheep)
 -  Poultry by NUTS 2 regions (ef_lsk_poultry)
-  Farm labour force (ef_lf)
 -  Labour force main indicators (ef_lf_main)
 -  Labour force by sex, type of the farm and size of the farm (ef_lf_size)
 -  Labour force by sex, legal status of holding and working time (ef_lf_leg)
-  Management and practices (ef_mp)
 -  Agricultural holdings by legal form of the management (ef_mp_manleg)
 -  Tenure of agricultural holdings (ef_mp_tenure)
 -  Training of farm managers (ef_mp_training)
 -  Irrigation of agricultural holdings (ef_mp_irri)
 -  Soil cover by NUTS2 regions (ef_mp_soil)
 -  Agricultural practices (ef_mp_prac)
-  Other gainful activities and support for rural development (ef_oga)
 -  Other gainful activities main table (ef_oga_main)
 -  Support for rural development by legal status, size and farm typology (ef_oga_rdsiz)
 -  Support for rural development by sex and age of the holder (ef_oga_rdssex)
-  Farm structure - 2008 legislation (from 2005 onwards) (ef_main)
 -  Key farm variables (ef_kv)
 -  Key farm variables: area, livestock (LSU), labour force and standard output (SO) by agricultural size of farm (UAA)(...) (ef_kvaaereg)
 -  Key variables: area, livestock (LSU), labour force and standard output (SO) by economic size of farm (SO in Euro), (...) (ef_kvecsleg)
 -  Key variables: area, livestock (LSU), labour force and standard output (SO) by type of farming (2-digit) and agricu(...) (ef_kvftaa)
 -  Key farm variables: area, livestock (LSU), labour force and standard output (SO) by agricultural size of farm (UAA)(...) (ef_kvage)
 -  Key variables: area, livestock (LSU), labour force and standard output (SO) by type of farming (2-digit) and econom(...) (ef_kvftecs)
 -  Key variables: area, livestock (LSU), labour force and standard output (SO) by type of farming (2-digit) and NUTS 2(...) (ef_kvftreg)
 -  Overview - farm land use (ef_olu)
 -  Land use: number of farms and areas of different crops by type of farming (2-digit) (ef_oluft)
 -  Land use: number of farms and areas of different crops by agricultural size of farm (UAA) and NUTS 2 regions (ef_oluaareg)
 -  Land use: number of farms and areas of different crops by economic size of farm (SO in Euro) and NUTS 2 regions (ef_oluecsreg)
 -  Overview - farm livestock (ef_ols)
 -  Livestock: number of farms and heads of animals by type of farming (2-digit) (ef_olslsuft)
 -  Livestock: number of farms and heads of animals of different types by agricultural size of farm (UAA) and NUTS 2 regions (ef_olsaareg)
 -  Livestock: number of farms and heads of animals by livestock units (LSU) of farm and NUTS 2 regions (ef_olslsureg)

-  Livestock: number of farms and heads of animals by economic size of farm (SO in Euro) and NUTS 2 regions (ef_olsecsreg)
-  Overview - farm labour force (ef_olf)
 -  Labour force: number of persons and farm work (AWU) by type of farming (2-digit) and economic size of farm (SO in Euro) (ef_olfftecs)
 -  Labour force: number of persons and farm work (AWU) by agricultural size of farm (UAA) (ef_olfaa)
 -  Labour force: number of persons and farm work (AWU) by sex of workers and NUTS 2 regions (ef_olfreg)
-  Farm land use - arable land (ef_ala)
 -  Arable crops: number of farms and areas of different arable crops by agricultural size of farm (UAA) and size of ar(...) (ef_alarableaa)
 -  Arable crops: number of farms and areas of different arable crops by economic size of farm (SO in Euro) and size of (...) (ef_alarableecs)
 -  Cereals: number of farms and areas by agricultural size of farm (UAA) and size of cereal area (ef_alcereal)
 -  Common wheat: number of farms and areas by agricultural size of farm (UAA) and size of common wheat area (ef_alwheat)
 -  Barley: number of farms and areas by agricultural size of farm (UAA) and size of barley area (ef_albarley)
 -  Grain maize: number of farms and areas by agricultural size of farm (UAA) and size of grain maize area (ef_almaize)
 -  Potatoes: number of farms and area by agricultural size of farm (UAA) and size of potato area (ef_alpotato)
 -  Industrial crops: number of farms and areas by agricultural size of farm (UAA) and size of industrial crop area (ef_alindcrop)
 -  Sugar beet: number of farms and areas by agricultural size of farm (UAA) and size of sugar beet area (ef_alsbeet)
 -  Vegetables, melons, strawberries: number of farms and areas by agricultural size of farm (UAA) and size of vegetabl(...) (ef_alvege)
 -  Flowers and ornamental plants: number of farms and areas by agricultural size of farm (UAA) (ef_alflower)
-  Farm land use - Permanent crops, other farmland, irrigation (ef_po)
 -  Permanent crops: number of farms and areas by agricultural size of farm (UAA) and size of permanent crop area (ef_popermaa)
 -  Permanent crops: number of farms and areas by economic size of farm (SO in Euro) and size of permanent crop area (ef_popermecs)
 -  Permanent crops: number of farms and areas by size of permanent crop area and NUTS 2 regions (ef_popermreg)
 -  Fruit and berry plantations: number of farms and areas by agricultural size of farm (UAA) and size of fruit and ber(...) (ef_pofruit)
 -  Olive plantations: number of farms and areas by agricultural size of farm (UAA) and size of olive plantation area (ef_poolive)
 -  Vineyards: number of farms and areas by agricultural size of farm (UAA) and size of vineyard area (ef_povine)
 -  Crops under glass: number of farms and areas by agricultural size of farm (UAA) and size of crops under glass area (ef_poglass)
 -  Permanent grassland: number of farms and areas by agricultural size of farm (UAA) and size of permanent grassland area (ef_pograss)
 -  Irrigation: number of farms, areas and equipment by size of irrigated area and NUTS 2 regions (ef_poirrig)



































-  Other land: number of farms and areas by agricultural size of farm (UAA) (ef_powood)
-  Mushrooms, energy crops, GMO: number of farms and areas by size of farm (UAA) (ef_pomengmo)
-  Farm livestock and fodder crops (ef_lsf)
 -  Cattle: number of farms and heads and fodder crops by agricultural size of farm (UAA) and size of cattle herd (ef_lscatl)
 -  Cattle: number of farms and heads and fodder crops by agricultural size of farm (UAA) and livestock units (LSU) of farm (ef_lscatlaalsu)
 -  Dairy cows: number of farms and heads and fodder crops by agricultural size of farm (UAA) and size of dairy herd (ef_lscow)
 -  Other cows: number of farms and heads and fodder crops by agricultural size of farm (UAA) and size of other cow herd (ef_lsothercow)
 -  Fodder crops: number of farms and areas by agricultural size of farm (UAA) and size of fodder crops area (ef_lsfodderaa)
 -  Goats: number of farms and heads and fodder crops by agricultural size of farm (UAA) and size of goat herd (ef_lsgoat)
 -  Sheep: number of farms and heads and fodder crops by agricultural size of farm (UAA) and size of sheep flock (ef_lssheep)
 -  Poultry: number of farms and heads by agricultural size of farm (UAA) and size of broiler flock (ef_lsbroiaa)
 -  Poultry: number of farms and heads by economic size of farm (SO in Euro) and size of broiler flock (ef_lsbroiecs)
 -  Laying hens: number of farms and heads of poultry by agricultural size of farm (UAA) and size of laying hen flock (ef_lslayhenaa)
 -  Laying hens: number of farms and heads by economic size of farm (SO in Euro) and size of laying hen flock (ef_lslayhenecs)
 -  Pigs: number of farms and heads by agricultural size of farm (UAA) and size of pig herd (ef_lspigaa)
 -  Pigs: number of farms and heads by economic size of farm (SO in Euro) and size of pig herd (ef_lspigecs)
 -  Pigs-sows: number of farms and heads by agricultural size of farm (UAA) and size of breeding sow herd (ef_lssowsaa)
 -  Pigs-sows: number of farms and heads by economic size of farm (SO in Euro) and size of breeding sow herd (ef_lssowsecs)
-  Farm labour force - historical data (ef_lf_h)
 -  Labour force categories: number of persons and farm work (AWU) by sex of worker, legal status of holding and agricul(...) (ef_lflegaa)
 -  Labour force categories: number of persons and farm work (AWU) by legal status of holding and economic size of farm(...) (ef_lflegecs)
 -  Labour force categories: number of persons and farm work (AWU) in the holding by working time (% AWU) and agricultu(...) (ef_lfwttime)
-  Other gainful activities and support for rural development (historical data) (ef_oga_h)
 -  Other gainful activities (OGA) of the farm of sole holder: number of farms, agricultural area, standard output (SO)(...) (ef_ogaaa)
 -  Other gainful activities (OGA) of the farm of sole holder: number of farms, agricultural area, standard output (SO)(...) (ef_ogaecs)
 -  Other gainful activities (OGA) of the farm of sole holder: number of farms, agricultural area, standard output (SO)(...) (ef_ogaft)
 -  Other gainful activities (OGA) of the farm of sole holder: number of farms, agricultural area, standard output (SO)(...) (ef_ogaage)












































-  Other gainful activities directly related to the holding: number of farms, agricultural area, standard output (SO) (...) (ef_ogadsexage)
-  Support for rural development: number of farms, agricultural area, standard output (SO) and livestock (LSU) by lega(...) (ef_ogardaa)
-  Support for rural development: number of farms, agricultural area, standard output (SO) and livestock (LSU) by lega(...) (ef_ogardlegecs)
-  Support for rural development: number of farms, agricultural area, standard output (SO) and livestock (LSU) by lega(...) (ef_ogardlegft)
-  Support for rural development: number of farms, agricultural area, standard output (SO) and livestock (LSU) by age (...) (ef_ogardsexage)
-  Farm management and practises (historical data) (ef_mp_h)
 -  Holder-manager relationship: area, livestock, labour force and standard output (SO) by agricultural size of farm (UAA) (ef_mpmanaa)
 -  Farm equipment: agricultural area and number of farms with different type of equipment by agricultural size of farm(...) (ef_mpequip)
 -  Farm machinery: number of farms and machines by size of farm (UAA) (ef_mpmachine)
 -  Organic farming: number of farms, areas with different crops and heads of different types of animals by agricultura(...) (ef_mporganic)
 -  Type of tenure: number of farms and areas by agricultural size of farm (UAA) and NUTS 2 regions (ef_mptenure)
 -  Type of tenure: number of farms and areas by economic size of farm (SO in Euro) and NUTS 2 regions (ef_mptenurecs)
 -  Agricultural training of farm managers: number of farms, agricultural area, labour force and standard output (SO) b(...) (ef_mptrainman)
 -  Agricultural training of farm managers: number of farms, agricultural area, labour force, standard output (SO) and (...) (ef_mptrainecs)
-  Farm structure - 1988 legislation (1990-2007) (ef_historic)
 -  Overview of agricultural holdings (ef_ov)
 -  Key farm variables (ef_ov_kv)
 -  Key variables by legal status of holding, size of farm (UAA) and NUTS 2 regions (ef_ov_kvaa)
 -  Key variables by size of farm (UAA), economic size of farm (ESU) and LFA status (ef_ov_kvaaesu)
 -  Key variables by age of holder, size of farm (UAA) and LFA status (ef_ov_kvage)
 -  Key variables by type of farming (1-digit), economic size of farm (ESU) and LFA status (ef_ov_kvesuft)
 -  Key variables by type of farming (1-digit), economic size of farm (ESU) and objective zone 2000 (ef_ov_kvftob00)
 -  Key variables by type of farming (1-digit), economic size of farm (ESU) and objective zone 1999 (ef_ov_kvftob99)
 -  Key variables by type of farming (2-digit) and size of farm (UAA) (ef_ov_kvftaa)
 -  Key variables by type of farming (2-digit) and economic size of farm (ESU) (ef_ov_kvftesu)
 -  Key variables by type of farming (2-digit) and NUTS 2 regions (ef_ov_kvftreg)
 -  Land use summary (ef_ov_lu)
 -  Land use: number of farms and areas by size of farm (UAA) and LFA status (ef_ov_lusum)
 -  Land use: number of farms and areas by size of farm (UAA) and objective zone 2000 (ef_ov_luob00)
 -  Land use: number of farms and areas by size of farm (UAA) and objective zone 1999 (ef_ov_luob99)





-  Land use: number of farms and areas by type of farming (2-digit) and economic size of farm (ESU) (ef_ov_luft)
-  Livestock summary (ef_ov_ls)
 -  Livestock: number of farms and heads by size of farm (UAA) and LFA status (ef_ov_lssum)
 -  Livestock: number of farms and heads by size of farm (UAA) and objective zone 2000 (ef_ov_lsob00)
 -  Livestock: number of farms and heads by size of farm (UAA) and objective zone 1999 (ef_ov_lsob99)
 -  Livestock: number of farms, heads and LSU by type of farming (2-digit) and economic size of farm (ESU) (ef_ov_lsft)
-  Labour force summary (ef_ov_lf)
 -  Labour force: number of persons and farm work (AWU) by size of farm (UAA) and LFA status (ef_ov_lfsum)
 -  Labour force: number of persons and farm work (AWU) by size of farm (UAA) and objective zone 2000 (ef_ov_lfob00)
 -  Labour force: number of persons and farm work (AWU) by size of farm (UAA) and objective zone 1999 (ef_ov_lfob99)
 -  Labour force: number of persons and farm work (AWU) by type of farming (2-digit) and economic size of farm (ESU) (ef_ov_lfft)
-  Land Use (ef_lu)
 -  Land use overview (ef_lu_ov)
 -  Farmland: number of farms and areas by size of farm (UAA) and NUTS 2 regions (ef_lu_ovcropaa)
 -  Farmland: number of farms and areas by economic size of farm (ESU) and NUTS 2 regions (ef_lu_ovcropesu)
 -  Arable land (ef_lu_al)
 -  Arable crops: number of farms and areas by size of farm (UAA) and size of arable area (ef_lu_alarable)
 -  Cereals: number of farms, areas and combine harvestors by size of farm (UAA) and size of cereal area (ef_lu_alcereal)
 -  Common wheat: number of farms and area by size of farm (UAA) and size of common wheat area (ef_lu_alwheat)
 -  Barley: number of farms and area by size of farm (UAA) and size of barley area (ef_lu_albarley)
 -  Grain maize: number of farms and area by size of farm (UAA) and size of grain maize area (ef_lu_almaize)
 -  Potatoes: number of farms and area by size of farm (UAA) and size of potato area (ef_lu_alpotat)
 -  Sugar beet: number of farms and area by size of farm (UAA) and size of sugar beet area (ef_lu_alsbeet)
 -  Industrial plants: number of farms and areas by size of farm (UAA) and size of industrial plant area (ef_lu_aliplant)
 -  Vegetables, melons, strawberries and greenhouses: number of farms and areas by size of farm (UAA) and size of veget(...) (ef_lu_alvegout)
 -  Vegetables, melons, strawberries and greenhouses: number of farms and areas by size of farm (UAA) and size of veget(...) (ef_lu_alvegglas)
 -  Flowers and ornamental plants: number of farms and areas by size of farm (UAA) and size of flower and ornamental pl(...) (ef_lu_alflower)
 -  Permanent crops (ef_lu_pc)

-  Permanent crops: number of farms and areas by size of farm (UAA) and size of permanent crop area (ef_lu_pcgeo)
-  Permanent crops: number of farms and areas by size of farm (UAA), size of permanent crop area and NUTS 2 regions (ef_lu_pcreg)
-  Fruit and berry plantations: number of farms and areas by size of farm (UAA) and size of fruit and berry plantation(...) (ef_lu_pcfruit)
-  Olive plantations: number of farms and areas by size of farm (UAA) and size of olive plantation area (ef_lu_pcolive)
-  Vineyards: number of farms and areas by size of farm (UAA) and size of vineyard area (ef_lu_pcvine)
-  Other farmland (ef_lu_of)
 -  Permanent grassland: number of farms and areas by size of farm (UAA) and size of permanent grassland area (ef_lu_ofgrass)
 -  Fallow land and set-aside land: number of farms and areas by size of farm (UAA) and size of arable area (ef_lu_ofsetasid)
 -  Irrigation: number of farms, areas and equipment by size of farm (UAA) and NUTS 2 regions (ef_lu_ofirrig)
 -  Crops under glass: number of farms and areas by size of farm (UAA) and size of crops under glass area (ef_lu_ofglass)
 -  Other land: number of farms and areas by size of farm (UAA) and size of wooded area (ef_lu_ofwood)
-  Livestock (ef_ls)
 -  Livestock overview (ef_ls_ov)
 -  Livestock: number of farms and heads by size of farm (UAA) and NUTS 2 regions (ef_ls_ovaareg)
 -  Livestock: number of farms and heads by livestock units (LSU) of farm and NUTS 2 regions (ef_ls_ovlsureg)
 -  Livestock: number of farms and heads by economic size of farm (ESU) and NUTS 2 regions (ef_ls_ovesu)
 -  Grazing livestock (ef_ls_gz)
 -  Cattle: number of farms and heads by size of farm (UAA) and size of cattle herd (ef_ls_gzcatl)
 -  Cattle: number of farms and heads by size of farm (UAA) and livestock units (LSU) of farm (ef_ls_gzcatllsu)
 -  Dairy cows: number of farms and heads by size of farm (UAA) and size of dairy herd (ef_ls_gzdcow)
 -  Other cows: number of farms and heads by size of farm (UAA) and size of other cow herd (ef_ls_gzocow)
 -  Sheep: number of farms and heads by size of farm (UAA) and size of sheep flock (ef_ls_gzsheep)
 -  Goats: number of farms and heads by size of farm (UAA) and size of goat herd (ef_ls_gzgoat)
 -  Fodder crops: number of farms and areas by size of farm (UAA) and size of fodder crops area (ef_ls_gzforage)
 -  Granivores (ef_ls_gv)
 -  Pigs: number of farms and heads by size of farm (UAA) and size of breeding sow herd (ef_ls_gvsows)
 -  Pigs: number of farms and heads by size of farm (UAA) and size of other pig herd (ef_ls_gvopig)
 -  Poultry: number of farms and heads by size of farm (UAA) and size of broiler flock (ef_ls_gvbroiler)


























































-  Poultry: number of farms and heads by size of farm (UAA) and size of laying hen flock (ef_ls_gvlayhen)
-  Special interest topics (ef_so)
 -  Labour force (ef_so_lf)
 -  Labour force: number of persons and farm work (AWU) by sex of worker, category of worker, legal status of holding, (...) (ef_so_lfaa)
 -  Labour force: number of persons and farm work (AWU) by sex of worker, category of worker, legal status of holding, (...) (ef_so_lfesu)
 -  Labour force: number of persons and farm work (AWU) by age of worker, category of worker and size of farm (UAA) (ef_so_lfage)
 -  Labour force: number of persons and farm work (AWU) by working time (% AWU), category of worker and size of farm (UAA) (ef_so_lfvertime)
 -  Family labour force: number of persons and farm work (AWU) by sex of worker, age of worker and size of farm (UAA) (ef_so_lfsexage)
 -  Rural development (ef_so_rd)
 -  Other activities on the holding: number of farms, agricultural area and economic size (ESU) by legal status of hold(...) (ef_so_rdaa)
 -  Other activities on the holding: number of farms, agricultural area and economic size (ESU) by legal status of hold(...) (ef_so_rdfst)
 -  Other activities on the holding: number of farms, agricultural area and economic size (ESU) by legal status of hold(...) (ef_so_rdoga)
 -  Other activities on the holding: number of farms, agricultural area and economic size (ESU) by age of holder and se(...) (ef_so_rdssexage)
 -  Family labour force with other gainful activity: number of persons by size of farm (UAA) (ef_so_rdfoga)
 -  Management and practises (ef_so_mp)
 -  Holder-manager relationship: selected variables by size of farm (UAA) (ef_so_mplegper)
 -  Type of tenure: number of farms and areas by size of farm (UAA) and NUTS 2 regions (ef_so_mptenure)
 -  Agricultural training of farm managers: selected variables by economic size of farm (ESU) (ef_so_mptrain)
 -  Organic farming: selected variables by size of farm (UAA) and NUTS 2 regions (ef_so_mpporg)
 -  Farm machinery: number of farms and machines by size of farm (UAA) (ef_so_mppmachin)
 -  Structure of agricultural holdings by region, main indicators (ef_r_main)
 -  Structure of agricultural holdings by eurofarm region, main indicators (ef_r_farm)
 -  Structure of agricultural holdings by NUTS 3 regions - main indicators (ef_r_nuts)
-  Economic accounts for agriculture (aact)
 -  Economic accounts for agriculture (aact_eaa)
 -  Economic accounts for agriculture - values at current prices (aact_eaa01)
 -  Economic accounts for agriculture - values at n-1 prices (aact_eaa02)
 -  Economic accounts for agriculture - values at constant prices (2005 = 100) (aact_eaa03)
 -  Economic accounts for agriculture - values at real prices (aact_eaa04)
 -  Economic accounts for agriculture - indices: volume, price, values (aact_eaa05)
 -  Economic accounts for agriculture - agricultural income (indicators A, B, C) (aact_eaa06)
 -  Economic accounts for agriculture - values at constant prices (2010 = 100) (aact_eaa07)
 -  Economic accounts for agriculture by NUTS 2 regions (agr_r_accts)
 -  Economic accounts for agriculture by NUTS 2 regions (until 2012) (agr_r_accts_h)
 -  Agricultural labour input statistics (aact_ali)
 -  Agricultural labour input statistics: absolute figures (1 000 annual work units) (aact_ali01)


-  Agricultural labour input statistics: indices (aact_ali02)
-  Unit value statistics for agricultural products (aact_uv)
 -  Unit values at basic prices (aact_uv01)
 -  Unit values at producer prices (aact_uv02)
 -  Unit values: quantities (1 000 t) (aact_uv03)
-  Agricultural prices and price indices (apri)
 -  Selling prices of agricultural products (absolute prices) (apri_ap)
 -  Selling prices of crop products (absolute prices) - annual price (from 2000 onwards) (apri_ap_crpouta)
 -  Selling prices of animal products (absolute prices) - annual price (from 2000 onwards) (apri_ap_anouta)
 -  Purchase prices of the means of agricultural production (absolute prices) - annual price (from 2000 onwards) (apri_ap_ina)
 -  Selling prices of crop products (absolute prices) - annual - old codes - data from 1969 to 2005 (apri_ap_hcouta)
 -  Selling prices of crop products (absolute prices) - monthly - old codes - data from 1969 to 2006 (apri_ap_hcoutm)
 -  Selling prices of animal products (absolute prices) - annual - old codes - data from 1969 to 2005 (apri_ap_haouta)
 -  Selling prices of animal products (absolute prices) - monthly - old code - data from 1969 to 2006 (apri_ap_haoutm)
 -  Purchase prices of the means of agricultural production (absolute prices) - annual - old codes - data from 1969 to 2005 (apri_ap_hia)
 -  Purchase prices of the means of agricultural production (absolute prices) - monthly - old codes - data from 1969 to 2006 (apri_ap_him)
 -  Price indices of agricultural products (apri_pi)
 -  Price indices of agricultural products (2015 = 100) (apri_pi15)
 -  Price indices of the means of agricultural production, input (2015 = 100) - annual data (apri_pi15_ina)
 -  Price indices of the means of agricultural production, input (2015 = 100) - quarterly data (apri_pi15_inq)
 -  Price indices of agricultural products, output (2015 = 100) - annual data (apri_pi15_outa)
 -  Price indices of agricultural products, output (2015 = 100) - quarterly data (apri_pi15_outq)
 -  Price indices of agricultural products (2010 = 100) (apri_pi10)
 -  Price indices of the means of agricultural production, input (2010 = 100) - annual data (apri_pi10_ina)
 -  Price indices of the means of agricultural production, input (2010 = 100) - quarterly data (apri_pi10_inq)
 -  Price indices of agricultural products, output (2010 = 100) - annual data (apri_pi10_outa)
 -  Price indices of agricultural products, output (2010 = 100) - quarterly data (apri_pi10_outq)
 -  Price indices of agricultural products (2005 = 100) (apri_pi05)
 -  Price indices of the means of agricultural production, input (2005 = 100) - annual data (apri_pi05_ina)
 -  Price indices of the means of agricultural production, input (2005 = 100) - quarterly data (apri_pi05_inq)
 -  Price indices of agricultural products, output (2005 = 100) - annual data (apri_pi05_outa)
 -  Price indices of agricultural products, output (2005 = 100) - quarterly data (apri_pi05_outq)
 -  Price indices of agricultural products (2000 = 100) (apri_pi00)
 -  Price indices of the means of agricultural production, input (2000 = 100) - annual data (apri_pi00_ina)































-  Price indices of the means of agricultural production, input (2000 = 100) - monthly data (apri_pi00_inm)
-  Price indices of the means of agricultural production, input (2000 = 100) - quarterly data (apri_pi00_inq)
-  Price indices of agricultural products, output (2000 = 100) - annual data (apri_pi00_outa)
-  Price indices of agricultural products, output (2000 = 100) - monthly data (apri_pi00_outm)
-  Price indices of agricultural products, output (2000 = 100) - quarterly data (apri_pi00_outq)
-  Price indices of agricultural products (1995 = 100) (apri_pi95)
 -  EC index of producer prices of agricultural products (1995 = 100) - annual data (apri_pi95_proda)
 -  EC index of producer prices of agricultural products (monthly index, monthly weighting) change in quarterly average(...) (apri_pi95_prodm)
 -  EC indices of purchase prices of the means of agricultural production (1995 = 100) - annual data (apri_pi95_purcha)
 -  EC indices of purchase prices of the means of agricultural production (1995 = 100) - monthly data (apri_pi95_purchm)
 -  Weights of purchase prices of the means of agricultural production - survey 1995 (apri_pi95_vwia)
 -  Weights of producer prices of agricultural products - survey 1995 (apri_pi95_vwpa)
-  Land prices and rents (apri_lpr)
 -  Agricultural land renting prices for one year by region (apri_lrnt)
 -  Agricultural land prices by region (apri_lprc)
 -  Agricultural land renting prices for one year by region - historical data (until 2009) (apri_lrnt_h)
 -  Agricultural land prices by region - historical data (until 2009) (apri_lprc_h)
-  Agricultural production (apro)
 -  Crops (apro_crop)
 -  Crop production (apro_cp)
 -  Crop production in EU standard humidity (from 2000 onwards) (apro_cpsh)
 -  Crop production in EU standard humidity (apro_cpsh1)
 -  Crop production in EU standard humidity by NUTS 2 regions (apro_cpshr)
 -  Crop production in national humidity (from 2000 onwards) (apro_cpnh)
 -  Crop production in national humidity (apro_cpnh1)
 -  Crop production in national humidity by NUTS 2 regions (apro_cpnhr)
 -  Crop production - historical data (1955-1999) (apro_cpnh_h)
 -  Crop production - historical data (1955-1999) (apro_cpnh1_h)
 -  Crop production by NUTS 2 regions - historical data (1975-1999) (apro_cpnhr_h)
 -  Crop balance sheets (apro_cbs)
 -  Cereal balance items for the main cereals (apro_cbs_cer)
 -  Oilseed balance items for the main oilseeds (apro_cbs_oil)
 -  Animal production (apro_anip)
 -  Poultry farming (apro_ec)
 -  Poultry - annual data (apro_ec_poula)
 -  Poultry - monthly data (apro_ec_poulm)
 -  Laying hens population - annual data (apro_ec_lshen)
 -  Hatcheries - poultry other than hens - annual data (apro_ec_strpoul)
 -  Hatcheries - hens, annual data (apro_ec_strhen)
 -  Production of eggs for consumption and number of laying hens (apro_ec_egghen)
 -  Milk and milk products (apro_mk)
 -  Fat contents and protein contents (cow's milk) - annual data (apro_mk_fatprot)
 -  Milk collection (all milks) and dairy products obtained - annual data (apro_mk_pobta)






-  Cows'milk collection and products obtained - annual data (apro_mk_col)
-  Cows'milk collection and products obtained - monthly data (apro_mk_colm)
-  Production and utilization of milk on the farm - annual data (apro_mk_farm)
-  Production of cow's milk on farms by NUTS 2 regions (agr_r_milkpr)
-  Dairies structure - triennial (apro_mk_str)
 -  Milk collection - distribution of enterprises by volume of annual collection (apro_mk_strmk)
 -  Milk collection - distribution of collection centres by volume of annual collection (apro_mk_strcc)
 -  Milk treated - distribution of enterprises by volume of annual production (apro_mk_strmt)
 -  Fresh products - distribution of enterprises by volume of annual production (apro_mk_strfp)
 -  Drinking milk - distribution of enterprises by volume of annual production (apro_mk_strdm)
 -  Powdered dairy products - distribution of enterprises by volume of annual production (apro_mk_strpd)
 -  Butter - distribution of enterprises by volume of annual production (apro_mk_strbt)
 -  Cheese - distribution of enterprises by volume of annual production (apro_mk_strch)
-  Livestock and meat (apro_mt)
 -  Meat production (apro_mt_p)
 -  Slaughtering in slaughterhouses - monthly data (apro_mt_pwgtm)
 -  Slaughtering in slaughterhouses - annual data (apro_mt_pann)
 -  Estimates of slaughtering, other than in slaughterhouses - monthly data (apro_mt_pslothm)
 -  Estimates of slaughtering, other than in slaughterhouses - annual data (apro_mt_sloth)
 -  Meat production and foreign trade - head - monthly data (apro_mt_pheadm)
 -  Production forecasts pig - head - quarterly data (apro_mt_ppighq)
 -  Bovine production forecasts - head - bi-annual data (apro_mt_pcatlhs)
 -  Livestock (apro_mt_ls)
 -  Bovine population - annual data (apro_mt_lscatl)
 -  Goats population - annual data (apro_mt_lsgoat)
 -  Equidae - annual data (apro_mt_lsequi)
 -  Sheep population - annual data (apro_mt_lssheep)
 -  Pig population - annual data (apro_mt_lspig)
 -  Animal populations by NUTS 2 regions (agr_r_animal)
 -  Structure of rearing (apro_mt_str)
 -  Cattles: total, dairy cow and other cows (apro_mt_strcatl)
 -  Pigs: total, fattening pigs and sows (apro_mt_strpig)
 -  Goats (apro_mt_strgoat)
 -  Sheep (apro_mt_strshe)
-  Organic farming (org)
 -  Organic operators by status of the registration process (from 2012 onwards) (org_coptyp)
 -  Organic crop area by agricultural production methods and crops (from 2012 onwards) (org_cropar)
 -  Organic crop production by crops (from 2012 onwards) (org_croppro)
 -  Organic livestock (from 2012 onwards) (org_ilstspec)
 -  Organic production of animal products (from 2012 onwards) (org_aprod)
 -  Organic production of aquaculture products (from 2012 onwards) (org_aqtspec)
 -  Processors of organic products by NACE Rev. 2 activity (C) (from 2012 onwards) (org_cpreact)
 -  Organic farming - historical data (until 2011) (org_h)
 -  Organic operators by status of the registration process (until 2011) (org_coptyp_h)
 -  Organic crop area by agricultural production methods and crops (until 2011) (org_cropar_h1)


















































































-  Share of organic crop area out of the total utilised agricultural area (UAA) (until 2011) (org_cropar_h2)
-  Organic crop production by crops (until 2011) (org_croppro_h)
-  Organic livestock (until 2011) (org_ilstspec_h)
-  Organic production of animal products (until 2011) (org_aprod_h)
-  Processors of organic products by NACE Rev. 2 activity (C) (2008 -2011) (org_cpreact_h)
-  Processors and importers of organic products by NACE Rev. 1.1 activity (D) (until 2007) (org_cpreact_nr1)
-  Structure of orchards and vineyards (orch_vit)
 -  Orchard (orch)
 -  Total area by species (area in ha) (orch_total)
 -  Apple and pear trees - Area by age and density classes (area in ha) (orch_apples3)
 -  Peach and apricot trees - Area by age and density classes (area in ha) (orch_peach3)
 -  Orange, lemon and small citrus fruit trees - Area by age and density classes (area in ha) (orch_oranges3)
 -  Olive trees - Area by age and density classes (area in ha) (orch_olives3)
 -  Table grape vines - Area by age and density classes (area in ha) (orch_grapes3)
 -  Regional data (orch_reg)
 -  Apple and pears trees - Area by age classes and group of varieties (area in ha) (orch_apples1)
 -  Apple and pear trees - Area by density classes and group of varieties (area in ha) (orch_apples2)
 -  Peach and apricot trees - Area by age classes and group of varieties (area in ha) (orch_peach1)
 -  Peach and apricot trees - Area by density classes and group of varieties (area in ha) (orch_peach2)
 -  Orange, lemon and small citrus fruit trees - Area by age classes and group of varieties (area in ha) (orch_oranges1)
 -  Orange, lemon and small citrus fruit trees - Area by density classes and group of varieties (area in ha) (orch_oranges2)
 -  Olive trees - Area by age classes (area in ha) (orch_olives1)
 -  Olive trees - Area by density classes (area in ha) (orch_olives2)
 -  Table grape vines - Area by age classes (area in ha) (orch_grapes1)
 -  Table grape vines - Area by density classes (area in ha) (orch_grapes2)
-  Vineyard (vit)
 -  Wine-grower holdings by production (vit_t1)
 -  Wine-grower holdings by size class (vit_t2)
 -  Wine-grower holdings by degree of specialisation (vit_t3)
 -  Main vine varieties by age group (vit_t4)
-  Vineyard - historical data (until 2009) (vit_h)
 -  Annual vineyard survey (vit_an_h)
 -  Area under wine-grape vine varieties by type of production, yield class and regions (vit_an5)
 -  Area under wine-grape vine varieties which have been grubbed, planted or replanted, by type of production, yield cl(...) (vit_an6)
 -  Grape must or wine production of the area under wine-grape vine varieties, by yield class and estimated average nat(...) (vit_an7)
 -  Basic vineyard survey (vit_bs_h)
 -  Holdings, cultivated area under vines (CAV) and agricultural area in use broken down by type of production, size cl(...) (vit_bs1)














































-    Holdings, cultivated area under vines (CAV) and utilised agricultural area (AA) by AV/AA ratio, size class and regions (vit_bs2)
-    Holdings and areas under wine-grape vine varieties, broken down by vine area size class and classes of % of area pr(...) (vit_bs3)
-    Area under wine-grape vine varieties broken down by vine variety and by age of the vines - Bulgaria (vit_bs4_bg)
-    Area under wine-grape vine varieties broken down by vine variety and by age of the vines - Czech Republic (vit_bs4_cz)
-    Area under wine-grape vine varieties broken down by vine variety and by age of the vines - Germany (vit_bs4_de)
-    Area under wine-grape vine varieties broken down by vine variety and by age of the vines - Greece (vit_bs4_el)
-    Area under wine-grape vine varieties broken down by vine variety, age of the vines and regions - Spain (vit_bs4_es)
-    Area under wine-grape vine varieties broken down by vine variety and by age of the vines - France (vit_bs4_fr)
-    Area under wine-grape vine varieties broken down by vine variety and by age of the vines - Italy (vit_bs4_it)
-    Area under wine-grape vine varieties broken down by vine variety and by age of the vines - Cyprus (vit_bs4_cy)
-    Area under wine-grape vine varieties broken down by vine variety and by age of the vines - Luxembourg (vit_bs4_lu)
-    Area under wine-grape vine varieties broken down by vine variety and by age of the vines - Hungaria (vit_bs4_hu)
-    Area under wine-grape vine varieties broken down by vine variety and by age of the vines - Austria (vit_bs4_at)
-    Area under wine-grape vine varieties broken down by vine variety and by age of the vines - Portugal (vit_bs4_pt)
-    Area under wine-grape vine varieties broken down by vine variety, age of the vines and NUTS 2 regions - Romania (vit_bs4_ro)
-    Area under wine-grape vine varieties broken down by vine variety and by age of the vines - Slovenia (vit_bs4_si)
-    Area under wine-grape vine varieties broken down by vine variety and by age of the vines - Slovakia (vit_bs4_sk)
-    Area under wine-grape vine varieties broken down by vine variety and by age of the vines - United Kingdom (vit_bs4_uk)
-    Area under wine-grape vine varieties broken down by type of production, yield class and regions (vit_bs5)











































 Agriculture and environment (aei)

-    Gross nutrient balance (aei_pr_gnb)
-    Pesticide sales (aei_fm_salpest09)
-    Consumption of inorganic fertilizers (aei_fm_usefert)
-    Sales of manufactured fertilizers (source: Fertilizers Europe) (aei_fm_manfert)
-    Utilised agricultural area (UAA) managed by low-, medium- and high-input farms (source: FADN) (aei_ps_inp)
-    Air pollutants by source sector (source: EEA) (env_air_emis)
-    Greenhouse gas emissions by source sector (source: EEA) (env_air_gge)
-    Simplified energy balances (nrg_bal_s)
-    Share of main land types in utilised agricultural area (UAA) by NUTS 2 regions (aei_ef_lu)
-    Share of irrigable and irrigated areas in utilised agricultural area (UAA) by NUTS 2 regions (aei_ef_ir)


















































































-   ZIP Share of main livestock types in total livestock units (LSU) by NUTS 2 regions (aei_ef_ls)
-   ZIP Manure storage facilities by NUTS 3 regions (aei_fm_ms)
-   ZIP Estimated soil erosion by water, by erosion level, land cover and NUTS 3 regions (source: JRC) (aei_pr_soiler)
-   ZIP Harmonised risk indicator 1 for pesticides by categorisation of active substances (Directive 2009/128/EC) (aei_hri)
-   ZIP Pesticide use in agriculture (aei_pestuse)
-  Forestry (for)
 -  Timber removals, wood products and trade (for_rpt)
 -  Roundwood removals (for_rptr)
 -   ZIP Roundwood removals by type of wood and assortment (for_remov)
 -   ZIP Roundwood removals under bark by type of ownership (for_owner)
 -  Roundwood production and trade (for_rptt)
 -   ZIP Roundwood, fuelwood and other basic products (for_basic)
 -   ZIP Industrial roundwood by assortment (for_irass)
 -   ZIP Industrial roundwood by species (for_irspec)
 -   ZIP Tropical wood imports to the EU from chapter 44 of the Harmonised System (for_trop)
 -  Production and trade in primary products (for_rptp)
 -   ZIP Sawnwood and panels (for_swpan)
 -   ZIP Sawnwood trade by species (for_swspec)
 -   ZIP Pulp, paper and paperboard (for_pp)
 -  Trade in secondary processed products (for_rpts)
 -   ZIP Secondary wood products (for_secwp)
 -   ZIP Secondary paper products (for_secpp)
 -  Economics (for_eaf)
 -   ZIP Economic aggregates of forestry (for_eco_cp)
 -   ZIP Supply and use of products within forestry (for_sup_cp)
 -   ZIP Monetary supply and use of wood in the rough (for_emsuw)
 -   ZIP Physical supply and use of wood in the rough over bark (for_epsuw)
 -   ZIP Output of forestry by type (for_eoutput)
 -  Economic accounts for forestry - historical data (until 2005) (for_eafh)
 -   ZIP Economic accounts for forestry - values at current prices (for_eaf01)
 -   ZIP Economic accounts for forestry - values at n-1 prices (for_eaf02)
 -   ZIP Economic accounts for forestry - values at constant prices (for_eaf03)
 -   ZIP Economic accounts for forestry - indices: volume, price, values (for_eaf04)
 -  Employment (for_emp)
 -   ZIP Annual work units in forestry and logging (for_awu)
 -   ZIP Employment in forestry and forest-based industry (for_emp_lfs)
 -   ZIP Employment in forestry and forest-based industry - Nace Rev.1.1 (for_emp_lfs1)
 -  Forest resources (for_sfm)
 -   ZIP Area of wooded land (source: EFA questionnaire) (for_area_efa)
 -   ZIP Volume of timber over bark (source: EFA questionnaire) (for_vol_efa)
 -   ZIP Area of wooded land (source: FAO - FE) (for_area)
 -   ZIP Volume of timber (source: FAO - FE) (for_vol)
 -  Environmental functions (for_sfmfn)
 -   ZIP Protective functions of forests (for_profnc)
 -   ZIP Protected forests and forests under Natura 2000 (for_protect)
 -  Fisheries (fish)
 -  Catches by fishing area (fish_ca)
 -   ZIP Catches - major fishing areas (from 2000 onwards) (fish_ca_main)


















































-   ZIP Catches - north-west Atlantic (from 2000 onwards) (fish_ca_atl21)
-   ZIP Catches - north-east Atlantic (from 2000 onwards) (fish_ca_atl27)
-   ZIP Catches - east-central Atlantic (from 2000 onwards) (fish_ca_atl34)
-   ZIP Catches - Mediterranean and Black Sea (from 2000 onwards) (fish_ca_atl37)
-   ZIP Catches - south-west Atlantic (from 2000 onwards) (fish_ca_atl41)
-   ZIP Catches - south-east Atlantic (from 2000 onwards) (fish_ca_atl47)
-   ZIP Catches - west Indian Ocean (from 2000 onwards) (fish_ca_ind51)
-  Catches by fishing area - historical data (1950-1999) (fish_ca_h)
 -   ZIP Catches - major fishing areas (fish_ca_main_h)
 -  Catches - Atlantic ocean and adjacent seas (fish_ca_atl)
 -   ZIP Catches - north-west Atlantic (fish_ca_atl21_h)
 -   ZIP Catches - north-east Atlantic (1950-1984) (fish_ca_atl271)
 -   ZIP Catches - north-east Atlantic (1985-1999) (fish_ca_atl272)
 -   ZIP Catches - West-central Atlantic (fish_ca_atl31)
 -   ZIP Catches - east-central Atlantic (fish_ca_atl34_h)
 -   ZIP Catches - Mediterranean and Black Sea (fish_ca_atl37_h)
 -   ZIP Catches - south-west Atlantic (fish_ca_atl41_h)
 -   ZIP Catches - south-east Atlantic (fish_ca_atl47_h)
 -  Catches - Pacific ocean (fish_ca_pac)
 -   ZIP Catches - north-west Pacific (fish_ca_pac61)
 -   ZIP Catches - north-east Pacific (fish_ca_pac67)
 -   ZIP Catches - west-central Pacific (fish_ca_pac71)
 -   ZIP Catches - east-central Pacific (fish_ca_pac77)
 -   ZIP Catches - south-west Pacific (fish_ca_pac81)
 -   ZIP Catches - south-east Pacific (fish_ca_pac87)
 -  Catches - Antarctic (fish_ca_ant)
 -   ZIP Catches - Antarctic - Total (fish_ca_ant90)
 -   ZIP Catches - Antarctic - Atlantic (fish_ca_ant48)
 -   ZIP Catches - Antarctic - Indian Ocean (fish_ca_ant58)
 -   ZIP Catches - Antarctic - Pacific (fish_ca_ant88)
 -  Catches - Indian ocean (fish_ca_ind)
 -   ZIP Catches - west Indian Ocean (fish_ca_ind51_h)
 -  ZIP Catches - east Indian Ocean (fish_ca_ind57)
 - ZIP Catches - inland waters (fish_ca_inw09)
-  Aquaculture production by species (fish_aq)
 -   ZIP Production from aquaculture excluding hatcheries and nurseries (from 2008 onwards) (fish_aq2a)
 -   ZIP Production of fish eggs for human consumption from aquaculture (from 2008 onwards) (fish_aq2b)
 -   ZIP Input to capture-based aquaculture (from 2008 onwards) (fish_aq3)
 -   ZIP Production of hatcheries and nurseries at eggs stage in life cycle (from 2008 onwards) (fish_aq4a)
 -   ZIP Production of hatcheries and nurseries at juveniles stage in life cycle (from 2008 onwards) (fish_aq4b)
 -  Aquaculture production (until 2007) (fish_aq08)
 -   ZIP Aquaculture production in quantities (1984-2007) - tonnes live weight (fish_aq_q)
 -   ZIP Aquaculture production in values (1984-2007) - 1 000 euro (fish_aq_v)
 -   ZIP Aquaculture production in quantities (1950-1983) - tonnes live weight (fish_aq_qh)
-  Landings of fishery products (fish_ld)
 -   ZIP Landings of fishery products - main data (fish_ld_main)




























































































-  Landings of fishery products in Belgium (fish_Id_be)
-  Landings of fishery products in Bulgaria (fish_Id_bg)
-  Landings of fishery products in Denmark (fish_Id_dk)
-  Landings of fishery products in Germany (fish_Id_de)
-  Landings of fishery products in Estonia (fish_Id_ee)
-  Landings of fishery products in Ireland (fish_Id_ie)
-  Landings of fishery products in Greece (fish_Id_el)
-  Landings of fishery products in Spain (fish_Id_es)
-  Landings of fishery products in France (fish_Id_fr)
-  Landings of fishery products in Iceland (fish_Id_is)
-  Landings of fishery products in Italy (fish_Id_it)
-  Landings of fishery products in Cyprus (fish_Id_cy)
-  Landings of fishery products in Latvia (fish_Id_lv)
-  Landings of fishery products in Lithuania (fish_Id_lt)
-  Landings of fishery products in Malta (fish_Id_mt)
-  Landings of fishery products in the Netherlands (fish_Id_nl)
-  Landings of fishery products in Poland (fish_Id_pl)
-  Landings of fishery products in Portugal (fish_Id_pt)
-  Landings of fishery products in Romania (fish_Id_ro)
-  Landings of fishery products in Slovenia (fish_Id_si)
-  Landings of fishery products in Finland (fish_Id_fi)
-  Landings of fishery products in Sweden (fish_Id_se)
-  Landings of fishery products in the United Kingdom (fish_Id_uk)
-  Landings of fishery products in Norway (fish_Id_no)
-  Landings of fishery products in Croatia (fish_Id_hr)
-  Fishing fleet (fish_fleet)
 -  Fishing fleet by age, length and gross tonnage (fish_fleet_alt)
 -  Fishing fleet by type of gear and engine power (fish_fleet_gp)
-  International trade (external)
 -  International trade in goods (ext_go)
 -  International trade in goods - aggregated data (ext_go_agg)
 -  International trade in goods - long-term indicators (ext_go_lti)
 -  International trade (ext_go_lti_int)
 -  Share of European Union EU27 (from 2020) in the World Trade (ext_lt_introeu27_2020)
 -  Share of EU in the World Trade (ext_lt_introle)
 -  International trade of EU, the euro area and the Member States by SITC product group (ext_lt_intertrd)
 -  International trade of EFTA and enlargement countries (ext_lt_intercc)
 -  Extra-Euro area trade by partner and by SITC product group (ext_lt_mainez)
 -  EU trade by Member State, partner and product group (ext_go_lti_ext)
 -  Intra and Extra-EU trade by Member State and by product group (ext_lt_intratrd)
 -  Extra-EU trade by partner (ext_lt_maineu)
 -  Extra-EU trade of food, drinks and tobacco (SITC 0+1) by partner (ext_lt_mainagri)
 -  Extra EU trade of raw materials (SITC 2+4), by partner (ext_lt_mainrawm)
 -  Extra-EU trade of mineral fuels, lubricants and related materials (SITC 3) by partner (ext_lt_mainmine)
 -  Extra-EU trade of chemicals and related products (SITC 5) by partner (ext_lt_mainchem)
 -  Extra-EU trade of other manufactured goods (SITC 6+8) by partner (ext_lt_mainmanu)
 -  Extra-EU trade of machinery and transport equipment (SITC 7) by partner (ext_lt_mainmach)













































-  Extra-EU trade by Member State, shares by invoicing currency (ext_lt_invcur)
 - International trade in goods - short-term indicators (ext_go_sti)
 -  EU27 (from 2020) trade by SITC product group (ext_st_eu27_2020sitc)
 -  EU28 trade by SITC product group (ext_st_eu28sitc)
 -  Euro area19 trade by SITC product group since 1999 (ext_st_ea19sitc)
 -  EU27 (from 2020) trade by BEC product group (ext_st_eu27_2020bec)
 -  EU28 trade by BEC product group (ext_st_eu28bec)
 -  Euro area19 trade by BEC product group since 1999 (ext_st_ea19bec)
 -  Member States EU27 (from 2020) trade by BEC product group since 1999 (ext_st_27_2020msbec)
 -  Member States (EU28) trade by BEC product group since 1999 (ext_st_28msbec)
 -  Macro series for EFTA and enlargement countries (raw data and growth rates) (ext_st_effacc)
 - International trade in goods - trade by enterprise characteristics (TEC) (ext_tec)
 -  Trade by NACE Rev. 2 activity and enterprise size class (ext_tec01)
 -  Concentration of trade by NACE Rev. 2 activity (ext_tec02)
 -  Trade by partner country and NACE Rev. 2 activity (ext_tec03)
 -  Trade by number of partner countries and NACE Rev. 2 activity (ext_tec04)
 -  Trade by commodity and NACE Rev. 2 activity (ext_tec05)
 -  Trade by type of trader (ext_tec06)
 -  Trade by type of ownership (optional table) (ext_tec07)
 -  Trade by exports intensity (optional table) (ext_tec08)
 -  Trade by NACE Rev. 2 activity sector (optional table) (ext_tec09)
 -  Trade by partner country and enterprise size class (optional table) (ext_tec10)
 - International trade in goods - detailed data (ext_go_detail)
 -  EU trade since 1988 by CN8 (DS-016890)
 -  EU trade since 1988 by HS6 (DS-016893)
 -  EU trade since 1988 by HS2-HS4 (DS-016894)
 -  EU trade since 1988 by HS2,4,6 and CN8 (DS-645593)
 -  EU trade since 2015 of COVID-19 medical supplies (DS-1180622)
 -  EU trade since 1999 by HS2,4,6 and CN8 - daily updated (DS-575274)
 -  EU trade since 1988 by SITC (DS-018995)
 -  EU trade since 1988 by BEC (DS-032655)
 -  EU trade since 1988 by CPA 2008 (DS-1060915)
 -  EU trade since 1988 by CPA 2.1 (DS-1062396)
 -  EXTRA EU trade since 1999 by mode of transport (NSTR) (DS-022469)
 -  EXTRA EU trade since 2000 by mode of transport (HS6) (DS-043328)
 -  EXTRA EU trade since 2000 by mode of transport (HS2-HS4) (DS-043327)
 -  Adjusted EU-EXTRA imports by tariff regime, by CN8 (DS-059042)
 -  Adjusted EU-EXTRA imports by tariff regime, by HS6 (DS-059043)
 -  Adjusted EU-EXTRA imports by tariff regime, by HS2-HS4 (DS-059044)
 -  UK trade since February 2020 by HS2,4,6 and CN8 (DS-1165455)
 -  EFTA trade since 1995 by SITC (DS-043227)
 -  Full access to detailed statistics on international trade in goods (Comext) (comext)
 - Transport (transp)
 - Multimodal data (tran)
 - Transport safety (tran_sf)
 - Rail transport safety (tran_sf_rail)
 -  Rail accidents by type of accident (ERA data) (tran_sf_railac)
 -  Rail accidents victims by type of accident (ERA data) (tran_sf_railvi)
 -  Rail accidents involving the transport of dangerous goods (ERA data) (tran_sf_raildg)






-   ZIP Suicides involving railways (ERA data) (tran_sf_railsu)
-  Road transport safety (tran_sf_road)
 -   ZIP Persons killed in road accidents by sex (CARE data) (tran_sf_roadse)
 -   ZIP Persons killed in road accidents by road user (CARE data) (tran_sf_roadus)
 -   ZIP Persons killed in road accidents by age (CARE data) (tran_sf_roadag)
 -   ZIP Persons killed in road accidents by type of road (CARE data) (tran_sf_roadro)
 -   ZIP Persons killed in road accidents by type of vehicle (CARE data) (tran_sf_roadve)
-  Air transport safety (tran_sf_avia)
 -   ZIP Air accident victims in commercial air transport, by country of occurrence and country of registry of aircraft (EAS(...)) (tran_sf_aviaca)
 -   ZIP Air accident victims in aerial works, by country of occurrence and country of registry of aircraft (EASA data) (tran_sf_aviaaw)
 -   ZIP Air accident victims in general aviation, by country of occurrence and country of registry of aircraft - maximum ta(...) (tran_sf_aviagah)
 -   ZIP Air accident victims in general aviation by country of occurrence and country of registry of aircraft - maximum tak(...) (tran_sf_aviagal)
-  Maritime transport safety (tran_sf_mar)
 -   ZIP Maritime accident victims by region of occurrence and country of registry of vessels - EMSA data (tran_sf_marv)
 -   ZIP Maritime accident victims by region of occurrence, country of registry of vessels and category of victims - EMSA data (tran_sf_marvper)
 -   ZIP Maritime accident victims by region of occurrence, country of registry of vessels and type of vessels - EMSA data (tran_sf_marves)
-  Intermodal transport - unitisation in freight transport (tran_im)
 -   ZIP Unitisation in the different modes of transport - tonne-kilometre for gross weight of goods (tran_im_umod)
 -   ZIP Unitisation in road freight transport - tonne-kilometre for gross weight of goods (tran_im_uroad)
 -   ZIP Unitisation in rail freight transport- tonne-kilometre for gross-gross weight of goods (tran_im_urail)
 -   ZIP Unitisation in inland waterways freight transport - tonne-kilometre for gross-gross weight of goods (tran_im_uiww)
 -   ZIP Unitisation in maritime freight transport - tonnes for gross weight of goods (tran_im_umar)
 -   ZIP Modal shift potential of long-distance road freight in containers - tonne-kilometre (tran_im_mosp)
 -   ZIP Modal shift potential of long-distance road freight in containers - tonne (tran_im_mospt)
-  Transport, volume and modal split (tran_hv)
 -   ZIP Volume of freight transport relative to GDP (tran_hv_frtra)
 -   ZIP Modal split of freight transport (tran_hv_fmod)
 -   ZIP Volume of passenger transport relative to GDP (tran_hv_pstra)
 -   ZIP Modal split of passenger transport (tran_hv_psmod)
-  Regional transport statistics (tran_r)
 -   ZIP Road, rail and navigable inland waterways networks by NUTS 2 regions (tran_r_net)
 -   ZIP Stock of vehicles by category and NUTS 2 regions (tran_r_vehst)
 -   ZIP Victims in road accidents by NUTS 2 regions (tran_r_acci)
 -   ZIP Maritime transport of passengers by NUTS 2 regions (tran_r_mapa_nm)
 -   ZIP Maritime transport of freight by NUTS 2 regions (tran_r_mago_nm)
 -   ZIP Air transport of passengers by NUTS 2 regions (tran_r_avpa_nm)
 -   ZIP Air transport of freight by NUTS 2 regions (tran_r_avgo_nm)
 -   ZIP Railway transport - national and international railway goods transport by loading/unloading NUTS 2 region (tran_r_rago)
 -   ZIP Railway transport - national and international railway passengers transport by loading/unloading NUTS 2 region (tran_r_rapa)









-   ZIP Goods transported by group of goods - until 2007 based on NST/R (rail_go_grgood7)
-   ZIP Goods transported by type of consignment (rail_go_consgmt)
-   ZIP International transport of goods from the loading country to the reporting country (rail_go_intcmgn)
-   ZIP International transport of goods from the reporting country to the unloading country (rail_go_intgong)
-   ZIP Transit transport of goods by loading and unloading countries (rail_go_trsorde)
-   ZIP Railway transport - national and international railway goods transport by loading/unloading NUTS 2 region (tran_r_rago)
-   ZIP Transport of dangerous goods (rail_go_dnggood)
-   ZIP Goods transported in intermodal transport units (rail_go_contwgt)
-   ZIP Empty and loaded intermodal transport units (rail_go_itu)
-   ZIP Volume of containers transported (rail_go_contnbr)
-   ZIP Goods transported by type of transport (2004-2016) (rail_go_typeall)
-  Historical Data (1982-2002) (rail_go_h)
 -   ZIP International transport of goods from the loading country to the reporting country (Monthly data) (1982-2002) (rail_go_intld)
 -   ZIP International transport of goods from the reporting country to the unloading country (Monthly data) (1982-2002) (rail_go_intunld)
 -   ZIP National transport of goods by distance class and group of goods (1982-2002) (rail_go_natdist)
 -   ZIP National transport (Directive 80/1177/EEC) (monthly data) (1982-2002) (rail_go_natmnth)
 -   ZIP National transport by loading region and by group of goods (Directive 80/1177/EEC) (1982-2002) (rail_go_natlreg)
 -   ZIP National transport of goods by unloading region and by group of goods (1982-2002) (rail_go_natureg)
 -   ZIP Transit transport by group of goods (1982-2002) (rail_go_trsggds)
 -   ZIP Transport of containers or road vehicles (1982-2002) (rail_go_contold)
-  Railway traffic (rail_tf)
 -   ZIP Length of railway lines equipped with the railway traffic management system by mode of communication (source: ERA) (rail_if_traffic)
 -   ZIP Train-movements, by type of vehicle and source of power (rail_tf_traveh)
 -   ZIP Passenger trains movements by speed (rail_tf_passmov)
 -   ZIP Tractive vehicle movements, by type of vehicle and source of power (rail_tf_vehimov)
 -   ZIP Hauled vehicle movements, by source of power (rail_tf_haulmov)
 -   ZIP Hauled vehicle-kilometres, by type of hauled vehicle (rail_tf_hautype)
 -   ZIP Hauled vehicles movements - seat kilometres offered - by speed (rail_tf_hauseat)
 -   ZIP Hauled vehicles movements - tkm offered (rail_tf_hautkmo)
 -   ZIP Train movements (rail_tf_trainmv)
 -  Traffic of trains on the rail network - 2015 (rail_tf_ns15)
 -   ZIP Traffic of trains on the rail network - Belgium, 2015 (rail_tf_ns15_be)
 -   ZIP Traffic of trains on the rail network - Bulgaria, 2015 (rail_tf_ns15_bg)
 -   ZIP Traffic of trains on the rail network - Czech Republic, 2015 (rail_tf_ns15_cz)
 -   ZIP Traffic of trains on the rail network - Germany, 2015 (rail_tf_ns15_de)
 -   ZIP Traffic of trains on the rail network - Denmark, 2015 (rail_tf_ns15_dk)
 -   ZIP Traffic of trains on the rail network - Estonia, 2015 (rail_tf_ns15_ee)
 -   ZIP Traffic of trains on the rail network - Ireland, 2015 (rail_tf_ns15_ie)
 -   ZIP Traffic of trains on the rail network - Spain, 2015 (rail_tf_ns15_es)
 -   ZIP Traffic of trains on the rail network - France, 2015 (rail_tf_ns15_fr)
 -   ZIP Traffic of trains on the rail network - Croatia, 2015 (rail_tf_ns15_hr)
 -   ZIP Traffic of trains on the rail network - Italia, 2015 (rail_tf_ns15_it)

-  Traffic of trains on the rail network - Latvia, 2015 (rail_tf_ns15_lv)
-  Traffic of trains on the rail network - Lithuania, 2015 (rail_tf_ns15_lt)
-  Traffic of trains on the rail network - Luxembourg, 2015 (rail_tf_ns15_lu)
-  Traffic of trains on the rail network - Hungary, 2015 (rail_tf_ns15_hu)
-  Traffic of trains on the rail network - the Netherlands, 2015 (rail_tf_ns15_nl)
-  Traffic of trains on the rail network - Austria, 2015 (rail_tf_ns15_at)
-  Traffic of trains on the rail network - Poland, 2015 (rail_tf_ns15_pl)
-  Traffic of trains on the rail network - Portugal, 2015 (rail_tf_ns15_pt)
-  Traffic of trains on the rail network - Romania, 2015 (rail_tf_ns15_ro)
-  Traffic of trains on the rail network - Slovenia, 2015 (rail_tf_ns15_si)
-  Traffic of trains on the rail network - Slovakia, 2015 (rail_tf_ns15_sk)
-  Traffic of trains on the rail network - Finland, 2015 (rail_tf_ns15_fi)
-  Traffic of trains on the rail network - Sweden, 2015 (rail_tf_ns15_se)
-  Traffic of trains on the rail network - United Kingdom, 2015 (rail_tf_ns15_uk)
-  Traffic of trains on the rail network - Liechtenstein, 2015 (rail_tf_ns15_li)
-  Traffic of trains on the rail network - Norway, 2015 (rail_tf_ns15_no)
-  Traffic of trains on the rail network - Switzerland, 2015 (rail_tf_ns15_ch)
-  Traffic of trains on the rail network - the Former Yugoslav Republic of Macedonia, 2015 (rail_tf_ns15_mk)
-  Traffic of trains on the rail network - Turkey, 2015 (rail_tf_ns15_tr)
-  Traffic of trains on the rail network - 2010 (rail_tf_ns10)
 -  Traffic of trains on the rail network - Belgium, 2010 (rail_tf_ns10_be)
 -  Traffic of trains on the rail network - Bulgaria, 2010 (rail_tf_ns10_bg)
 -  Traffic of trains on the rail network - Czech Republic, 2010 (rail_tf_ns10_cz)
 -  Traffic of trains on the rail network - Denmark, 2010 (rail_tf_ns10_dk)
 -  Traffic of trains on the rail network - Germany, 2010 (rail_tf_ns10_de)
 -  Traffic of trains on the rail network - Estonia, 2010 (rail_tf_ns10_ee)
 -  Traffic of trains on the rail network - Ireland, 2010 (rail_tf_ns10_ie)
 -  Traffic of trains on the rail network - Greece, 2010 (rail_tf_ns10_el)
 -  Traffic of trains on the rail network - Spain, 2010 (rail_tf_ns10_es)
 -  Traffic of trains on the rail network - France, 2010 (rail_tf_ns10_fr)
 -  Traffic of trains on the rail network - Croatia, 2010 (rail_tf_ns10_hr)
 -  Traffic of trains on the rail network - Italia, 2010 (rail_tf_ns10_it)
 -  Traffic of trains on the rail network - Latvia, 2010 (rail_tf_ns10_lv)
 -  Traffic of trains on the rail network - Lithuania, 2010 (rail_tf_ns10_lt)
 -  Traffic of trains on the rail network - Luxembourg, 2010 (rail_tf_ns10_lu)
 -  Traffic of trains on the rail network - Hungary, 2010 (rail_tf_ns10_hu)
 -  Traffic of trains on the rail network - the Netherlands, 2010 (rail_tf_ns10_nl)
 -  Traffic of trains on the rail network - Austria, 2010 (rail_tf_ns10_at)
 -  Traffic of trains on the rail network - Poland, 2010 (rail_tf_ns10_pl)
 -  Traffic of trains on the rail network - Portugal, 2010 (rail_tf_ns10_pt)
 -  Traffic of trains on the rail network - Romania, 2010 (rail_tf_ns10_ro)
 -  Traffic of trains on the rail network - Slovenia, 2010 (rail_tf_ns10_si)
 -  Traffic of trains on the rail network - Slovakia, 2010 (rail_tf_ns10_sk)
 -  Traffic of trains on the rail network - Finland, 2010 (rail_tf_ns10_fi)
 -  Traffic of trains on the rail network - Sweden, 2010 (rail_tf_ns10_se)
 -  Traffic of trains on the rail network - United Kingdom, 2010 (rail_tf_ns10_uk)
 -  Traffic of trains on the rail network - Liechtenstein, 2010 (rail_tf_ns10_li)
 -  Traffic of trains on the rail network - Norway, 2010 (rail_tf_ns10_no)
 -  Traffic of trains on the rail network - Switzerland, 2010 (rail_tf_ns10_ch)

-   ZIP Traffic of trains on the rail network - the Former Yugoslav Republic of Macedonia, 2010 (rail_tf_ns10_mk)
-   ZIP Traffic of trains on the rail network - Turkey, 2010 (rail_tf_ns10_tr)
-  Traffic of trains on the rail network - 2005 (rail_tf_ns)
 -   ZIP Traffic of trains on the rail network - Belgium, 2005 (rail_tf_ns_be)
 -   ZIP Traffic of trains on the rail network - Czech Republic, 2005 (rail_tf_ns_cz)
 -   ZIP Traffic of trains on the rail network - Denmark, 2005 (rail_tf_ns_dk)
 -   ZIP Traffic of trains on the rail network - Germany, 2005 (rail_tf_ns_de)
 -   ZIP Traffic of trains on the rail network - Estonia, 2005 (rail_tf_ns_ee)
 -   ZIP Traffic of trains on the rail network - Ireland, 2005 (rail_tf_ns_ie)
 -   ZIP Traffic of trains on the rail network - Greece, 2005 (rail_tf_ns_el)
 -   ZIP Traffic of trains on the rail network - Spain, 2005 (rail_tf_ns_es)
 -   ZIP Traffic of trains on the rail network - France, 2005 (rail_tf_ns_fr)
 -   ZIP Traffic of trains on the rail network - Italia, 2005 (rail_tf_ns_it)
 -   ZIP Traffic of trains on the rail network - Latvia, 2005 (rail_tf_ns_lv)
 -   ZIP Traffic of trains on the rail network - Lithuania, 2005 (rail_tf_ns_lt)
 -   ZIP Traffic of trains on the rail network - Luxembourg, 2005 (rail_tf_ns_lu)
 -   ZIP Traffic of trains on the rail network - Hungaria, 2005 (rail_tf_ns_hu)
 -   ZIP Traffic of trains on the rail network - The Netherlands, 2005 (rail_tf_ns_nl)
 -   ZIP Traffic of trains on the rail network - Austria, 2005 (rail_tf_ns_at)
 -   ZIP Traffic of trains on the rail network - Poland, 2005 (rail_tf_ns_pl)
 -   ZIP Traffic of trains on the rail network - Portugal, 2005 (rail_tf_ns_pt)
 -   ZIP Traffic of trains on the rail network - Slovenia, 2005 (rail_tf_ns_si)
 -   ZIP Traffic of trains on the rail network - Slovakia, 2005 (rail_tf_ns_sk)
 -   ZIP Traffic of trains on the rail network - Finland, 2005 (rail_tf_ns_fi)
 -   ZIP Traffic of trains on the rail network - Sweden, 2005 (rail_tf_ns_se)
 -   ZIP Traffic of trains on the rail network - United Kingdom, 2005 (rail_tf_ns_uk)
 -   ZIP Traffic of trains on the rail network - Liechtenstein, 2005 (rail_tf_ns_li)
 -   ZIP Traffic of trains on the rail network - Norway, 2005 (rail_tf_ns_no)
 -   ZIP Traffic of trains on the rail network - Turkey, 2005 (rail_tf_ns_tr)
-  Railway transport - Accidents - Historical data (2004-2015) (rail_ac_h)
 -   ZIP Annual number of victims by type of accident (2004-2015) (rail_ac_catvict)
 -   ZIP Annual number of accidents by type of accident (2004-2015) (rail_ac_catnbr)
 -   ZIP Annual number of accidents involving the transport of dangerous goods (2004-2015) (rail_ac_dnggood)
-  Road transport (road)
 -  Road transport infrastructure (road_if)
 -   ZIP Length of motorways and e-roads (road_if_motorwa)
 -   ZIP Length of other roads by category of roads (road_if_roadsc)
 -   ZIP Length of other roads by roads inside/outside built-up areas (road_if_barea)
 -   ZIP Length of other roads by type of surface (road_if_bsurfa)
 -  Road transport equipment - stock of vehicles (road_eqs)
 -   ZIP Mopeds and motorcycles, by type of motor energy (road_eqs_mopeds)
 -   ZIP Motorcycles, by power of vehicles (road_eqs_motorc)
 -   ZIP Passenger cars, by age (road_eqs_carage)
 -   ZIP Passenger cars, by type of motor energy and size of engine (road_eqs_carmot)
 -   ZIP Passenger cars, by type of motor energy (road_eqs_carpda)
 -   ZIP Passenger cars per 1 000 inhabitants (road_eqs_carhab)
 -   ZIP Passenger cars by unloaded weight (road_eqs_unlweig)
 -   ZIP Motor coaches, buses and trolley buses, by type of vehicle (road_eqs_busveh)






























































-   ZIP Motor coaches, buses and trolley buses, by age (road_eqs_busage)
-   ZIP Motor coaches, buses and trolley buses, by type of motor energy (road_eqs_busmot)
-   ZIP Motor coaches, buses and trolley buses, by number of seats (road_eqs_busea)
-   ZIP Trams (road_eqs_trams)
-   ZIP Lorries and road tractors, by age (road_eqs_lorroa)
-   ZIP Lorries (excluding light goods road vehicles), by permissible maximum gross weight (road_eqs_lornum)
-   ZIP Lorries, by type of motor energy (road_eqs_lormot)
-   ZIP Lorries (including light goods road vehicles), by permissible maximum gross weight (road_eqs_lorton)
-   ZIP Special purpose road vehicles (road_eqs_spurp)
-   ZIP Road tractors by type of motor energy (road_eqs_roaene)
-   ZIP Semi-trailers, by permissible maximum gross weight (road_eqs_semit)
-   ZIP Trailers, by permissible maximum gross weight (road_eqs_trail)
-   ZIP Stock of vehicles by category and NUTS 2 regions (tran_r_vehst)
-  Road transport equipment - stock of vehicles - historical data (road_eqs_h)
 -   ZIP Lorries, by type of motor energy and load capacity (road_eqs_lormot_h)
 -   ZIP Lorries, by load capacity (road_eqs_lornum_h)
 -   ZIP Motor coaches, buses and trolley buses, by type of motor energy (road_eqs_busmot_h)
 -   ZIP Passenger cars, by alternative motor energy and by power of vehicles (road_eqs_caralt)
 -   ZIP Lorries and road tractors, by age (road_eqs_lorroa_h)
 -   ZIP Lorries, by load capacity (road_eqs_lorton_h)
 -   ZIP Semi-trailers, by load capacity (road_eqs_semitn)
 -   ZIP Road tractors by type of motor energy (road_eqs_roaene_h)
 -   ZIP Trailers, by load capacity (road_eqs_trailn)
-  Road transport equipment - new registration of vehicles (road_eqr)
 -   ZIP New registrations of mopeds and motorcycles, by type of motor energy (road_eqr_mopeds)
 -   ZIP New registrations of motorcycles, by power of vehicles (road_eqr_motors)
 -   ZIP New registrations of passenger cars by type of motor energy and engine size (road_eqr_carmot)
 -   ZIP New registrations of passenger cars by type of motor energy (road_eqr_carpda)
 -   ZIP New registrations of passenger cars by unloaded weight (road_eqr_unlweig)
 -   ZIP New registrations of motor coaches, buses and trolley buses, by type of vehicles (road_eqr_busveh)
 -   ZIP New registrations of motor coaches, buses and trolley buses by type of motor energy (road_eqr_busmot)
 -   ZIP New registrations of motor coaches, buses and trolley buses, by seat capacity (road_eqr_busea)
 -   ZIP New registrations of trams (road_eqr_trams)
 -   ZIP New registrations of lorries (excluding light goods road vehicles), by permissible maximum gross weight (road_eqr_lorrin)
 -   ZIP New registrations of lorries, by type of motor energy (road_eqr_lormot)
 -   ZIP New registrations of lorries, by permissible maximum gross weight (road_eqr_lorrit)
 -   ZIP New registrations of special purpose road vehicles (road_eqr_spurp)
 -   ZIP New registrations of road tractors by type of motor energy (road_eqr_tracmot)
 -   ZIP New registrations of semi-trailers, by permissible maximum gross weight (road_eqr_semit)
 -   ZIP New registrations of trailers, by permissible maximum gross weight (road_eqr_trail)
-  Road transport equipment - new registration of vehicles - historical data (road_eqr_h)
 -   ZIP New registrations of motor coaches, buses and trolley buses by type of motor energy and engine size (road_eqr_bum)
 -   ZIP New registrations of passenger cars, motor coaches, buses and trolley buses, by type of vehicle and alternative mot(...) (road_eqr_carbua)

















-   ZIP New registrations of lorries, by load capacity (road_eqr_lorrin_h)
-   ZIP New registrations of lorries, by motor energy and load capacity (+/- 1500kg) (road_eqr_lormot_h)
-   ZIP New registrations of lorries, by alternative motor energy and load capacity (+/- 1500 kg) (road_eqr_loralt)
-   ZIP New registrations of lorries, road tractors, semi-trailers and trailers, by kind of transport (road_eqr_lrstn)
-   ZIP New registrations of lorries, by load capacity (road_eqr_lorrit_h)
-   ZIP New registrations of lorries, semi-trailers and trailers, by kind of transport and load capacity (road_eqr_lsttt)
-   ZIP New registrations of semi-trailers, by load capacity (road_eqr_semitn)
-   ZIP New registrations of trailers, by load capacity (road_eqr_train)
-   ZIP New registrations of road tractors by motor energy (road_eqr_tracm)
-  Road transport - enterprises, economic performances and employment (road_ec)
 -   ZIP Goods road transport enterprises, by number of employees (road_ec_entemp)
 -   ZIP Goods road transport enterprises, by number of vehicles (road_ec_entveh)
 -   ZIP Employment in goods road transport enterprises, by sex (road_ec_empl_s)
 -   ZIP Employment in goods road transport enterprises (road_ec_empl)
 -   ZIP Investment and maintenance expenditure, by nature of expenditure (road_ec_invest)
-  Road traffic (road_tf)
 -   ZIP Motor vehicle movements on national territory, by vehicles registration (road_tf_vehmov)
 -   ZIP Road traffic by type of vehicle (million Vkm) (road_tf_veh)
 -   ZIP Road traffic on national territory by type of vehicle and type of road (million Vkm) (road_tf_road)
 -   ZIP Road traffic on national and foreign territory by type and age of vehicle (million Vkm) (road_tf_vehage)
 -   ZIP Road traffic for buses and coaches by type of transport - vehicles registered in the reporting country (road_tf_buscoa)
-  Road traffic - historical data (until 2012) (road_tf_h)
 -   ZIP Road traffic by type of vehicle until 2012 (road_tf_veh_h)
 -   ZIP Road traffic on national territory by type of vehicle and type of road until 2012 (road_tf_road_h)
-  Road transport measurement - passengers (road_pa)
 -   ZIP Passenger road transport on national territory, by type of vehicles registered in the reporting country (road_pa_mov)
 -   ZIP Passenger transport by buses and coaches by type of transport - vehicles registered in the reporting country (road_pa_buscoa)
-  Road freight transport measurement (road_go)
 -  Total road freight transport (road_go_tot)
 -   ZIP Summary of annual road freight transport by type of operation and type of transport (1 000 t, Mio Tkm, Mio Veh-km) (road_go_ta_tott)
 -   ZIP Summary of quarterly road freight transport by type of operation and type of transport (1 000 t, Mio Tkm, Mio Veh-km) (road_go_tq_tott)
 -   ZIP Annual road freight transport, by type of goods and type of transport (1 000 t, Mio Tkm), until 2007 (road_go_ta7tg)
 -   ZIP Annual road freight transport, by type of goods and type of transport (1 000 t, Mio Tkm), from 2008 onwards (road_go_ta_tg)
 -   ZIP Annual road freight transport by region of loading (1 000 t, Mio Tkm, 1 000 Jrnys) (road_go_ta_rl)
 -   ZIP Annual road freight transport by region of unloading (1 000 t, Mio Tkm, 1 000 Jrnys) (road_go_ta_ru)
 -   ZIP Annual road freight transport, by distance class (1 000 t, Mio Tkm, Mio Veh-km, 1 000 BTO) (road_go_ta_dc)


















































































-  Annual road freight transport by distance class with breakdown by type of goods (1 000 t, Mio Tkm, Mio Veh-km, 1 00(...)) (road_go_ta7dctg)
-  Annual road freight transport by distance class with breakdown by type of goods (1 000 t, Mio Tkm, Mio Veh-km, 1 00(...)) (road_go_ta_dctg)
-  Annual road freight transport by axle configuration (Mio tkm, Mio Veh-km, 1 000 Jrnys) (road_go_ta_axle)
-  Annual road freight transport, by age of vehicle (Mio Tkm, Mio Veh-km, 1 000 Jrnys) (road_go_ta_agev)
-  Annual road freight transport by maximum permissible laden weight of vehicle (Mio Tkm, Mio Veh-km, 1 000 Jrnys) (road_go_ta_mplw)
-  Annual road freight transport, by load capacity of vehicle (Mio Tkm, Mio Veh-km, 1 000 Jrnys) (road_go_ta_lc)
-  Annual road freight transport by NACE Rev. 2 - Mio tkm, Mio Veh-km, 1 000 Jrnys (road_go_ta_nace)
-  Annual road freight transport vehicle movements, loaded and empty, by reporting country (Mio Veh-km, 1 000 Jrnys) (road_go_ta_vm)
-  Annual road freight transport vehicle transit movements, by transit country, by loaded/empty and by MPLW, total of (...) (road_go_ta_trat)
-  Quarterly road freight transport vehicle transit movements, by transit country, by loaded/empty and by MPLW, total (...) (road_go_tq_trat)
-  Annual road freight transport vehicle transit movements, by transit country, with breakdown by reporting country (1(...)) (road_go_ta_tra)
-  Annual road freight transport of dangerous goods, by type of dangerous goods and broken down by activity (Mio Tkm, (...)) (road_go_ta_dg)
-  Annual road freight transport by type of cargo and distance class (1 000 t, Mio tkm, Mio Veh-km, 1 000 BTO) (road_go_ta_tcrgr)
-  National road freight transport (road_go_nat)
 -  National annual road transport by group of goods and type of transport (1 000 t, Mio Tkm), until 2007 (road_go_na7tgtt)
 -  National annual road transport by group of goods and type of transport (1 000 t, Mio Tkm), from 2008 onwards (road_go_na_tgtt)
 -  National annual road freight transport by distance class, type of transport and group of goods (1 000 t), until 2007 (road_go_na7dctg)
 -  National annual road freight transport by distance class, type of transport and group of goods (1 000 t), from 2008(...) (road_go_na_dctg)
 -  National annual road freight transport by distance class and type of transport (Mio Tkm) (road_go_na_dctt)
 -  National annual road freight transport by regions of loading (NUTS 3) and by group of goods (1 000 t), until 2007 (road_go_na7rl3g)
 -  National annual road freight transport by regions of loading (NUTS 3) and by group of goods (1 000 t), from 2008 onwards (road_go_na_rl3g)
 -  National annual road freight transport by regions of unloading (NUTS 3) and by group of goods (1 000 t), until 2007 (road_go_na7ru3g)
 -  National annual road freight transport by regions of unloading (NUTS 3) and by group of goods (1 000 t), from 2008 (...) (road_go_na_ru3g)
-  International road freight transport (road_go_int)
 -  International annual road freight transport - goods unloaded in reporting country, by group of goods and type of tr(...) (road_go_ia7ugtt)
 -  International annual road freight transport - goods unloaded in reporting country, by group of goods and type of tr(...) (road_go_ia_ugtt)



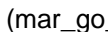

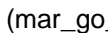

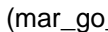

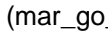


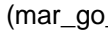


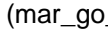


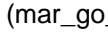

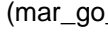







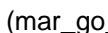
-  International annual road freight transport - goods unloaded in reporting country, by type of transport (Mio Tkm) (road_go_ia_utt)
-  International annual road freight transport - goods loaded in reporting country, by group of goods and type of tran(...) (road_go_ia7lgtt)
-  International annual road freight transport - goods loaded in reporting country, by group of goods and type of tran(...) (road_go_ia_lgtt)
-  International annual road freight transport - goods loaded in reporting country, by type of transport (Mio Tkm) (road_go_ia_ltt)
-  International quarterly road freight transport - goods unloaded in reporting country, by type of transport (1 000 t(...)) (road_go_iq_utt)
-  International quarterly road freight transport - goods loaded in reporting country, by type of transport (1 000 t, (...)) (road_go_iq_ltt)
-  International annual road freight transport by country of loading and unloading with breakdown by reporting country(...) (road_go_ia_rc)
-  Annual cross-trade road freight transport by link, group of goods and type of transport (1 000 t), until 2007 (road_go_cta7gtt)
-  Annual cross-trade road freight transport by link, group of goods and type of transport (1 000 t), from 2008 onwards (road_go_cta_gtt)
-  Quarterly cross-trade road freight transport by type of transport (1 000 t, Mio Tkm) (road_go_ctq_tt)
-  Road cabotage transport (road_go_cab)
 -  Road cabotage transport by country in which cabotage takes place (1000 t ; 1000 tkm) - as from 1999 (Regulation (EC(...)) (road_go_ca_c)
 -  Road cabotage by reporting country and country in which cabotage takes place (1000 t ; 1000 tkm) - as from 1999 (Re(...)) (road_go_ca_hac)
-  Archived road freight tables (road_go_arc)
 -  International annual road freight transport by country of loading and unloading and by group of goods, total of all(...) (road_go_ia_tctg)
 -  International annual road freight transport by country of loading and unloading with breakdown by reporting country(...) (road_go_ia_rctg)
 -  International annual road freight transport by country of loading and unloading, total of all reporting countries ((...)) (road_go_ia_tc)
-  Archived road freight tables - Historical data (road_go_arc_his)
 -  National annual road freight transport by regions of unloading and by group of goods (1 000 t), (1982-1999) (road_go_na_ru2g)
 -  National annual road freight transport by regions of loading and by group of goods (1 000 t), (1982-1999) (road_go_na_rl2g)
 -  Road freight cabotage by hauliers from each reporting country (1 000 tkm), (1991-1998) (road_go_ca_d_ha)
 -  Road cabotage transport by country in which cabotage takes place (1 000 tkm), (1991-1997) (road_go_ca_d_c)
-  Inland waterways transport (iww)
 -  Inland waterways transport infrastructure (iww_if)
 -  Navigable inland waterways, by waterways type (iww_if_infrastr)
 -  Navigable inland waterways, by horizontal dimensions of vessels and pushed convoys (iww_if_hordim)
 -  Inland waterways transport equipment (iww_eq)
 -  Self-propelled vessels, dumb and pushed vessels, by load capacity (iww_eq_loadcap)
 -  Power of self-propelled vessels by load capacity (iww_eq_power_lo)
 -  Power of self-propelled vessels, tugs and pushers by date of construction (iww_eq_power_ag)


-   Self-propelled vessels, tugs and pushers, by date of construction (iww_eq_age)
-   Load capacity of self-propelled vessels, by date of construction (iww_eq_age_loa)
-  Inland waterways transport - Enterprises, economic performances and employment (iww_ec)
-   Number of inland waterway transport enterprises by number of vessels (iww_ec_ent_n)
-   Carrying capacity of the inland waterways transport enterprises vessels by number of vessels in enterprises (iww_ec_ent_c)
-   Employment in inland waterways transport enterprises by number of vessels in enterprises (iww_ec_employ)
-   Inland waterways transport - Investment and maintenance expenditure in vessels and infrastructure (iww_ec_invest)
-   Employment in inland waterways transport enterprises by sex (iww_ec_empsex)
-  Inland waterways transport measurement - goods (iww_go)
-  Inland waterways transport measurement - goods - annual data (iww_go_a)
-   Transport by type of good (from 2007 onwards with NST2007) (iww_go_atygo)
-   Transport by type of good (1982-2007 with NST/R) (iww_go_atygo07)
-   Transport by type of good (country/regional flows from 2007 onwards) (iww_go_atygofl)
-   Transport by type of good (country/regional flows 1982-2007) (iww_go_atygo07)
-   Transport by type of cargo - country/regional flows (iww_go_atycafl)
-   Transport by type of cargo and type of goods (iww_go_atyca)
-   Transport by type of vessel (iww_go_atyve)
-   Transport by nationality of vessel (iww_go_anave)
-   Transport by type of vessel (country/regional flows) (iww_go_atyvefl)
-   Transport by nationality of vessel (country/regional flows from 2007 onwards) (iww_go_anavefl)
-   Transport by nationality of vessel (country/regional flows 1982-2006) (iww_go_anavef06)
-   Container transport by type of good (from 2007 onwards with NST2007) (iww_go_actygo)
-   Container transport by type of good (in 2007 with NST/R) (iww_go_actygo07)
-   Container transport by size of container (iww_go_acsize)
-   Container transport by type of good (country/regional flows from 2007 onwards) (iww_go_actygofl)
-   Container transport by type of good (country/regional flows in 2007) (iww_go_actygf07)
-   Goods loaded and unloaded in ports for inland waterways transport (iww_go_apor)
-   Transport of dangerous goods (iww_go_adago)
-   Vessel traffic (iww_tf_vetf)
-  Inland waterways transport measurement - goods - quarterly data (iww_go_q)
-   Transport by nationality of vessel (iww_go_qnave)
-   Container transport by nationality of vessel (iww_go_qcnave)
-  Inland waterways - accidents (iww_ac)
-   Number of accidents (iww_ac_nbac)
-  Oil pipeline transport (pipe)
-  Oil pipeline transport - Infrastructure (pipe_if)
-   Length of pipelines operated (pipe_if_lenght)
-   Carrying capacity of pipelines operated (pipe_if_capac)
-  Oil pipeline transport - Enterprises, economic performances and employment (pipe_ec)
-   Oil pipeline enterprises (pipe_ec_ent)
-   Employment in oil pipeline enterprises (pipe_ec_employ)
-   Investment and maintenance in oil pipeline infrastructure (pipe_ec_invest)
-  Oil pipeline transport measurement - goods (pipe_go)
-   Oil pipeline transport within the national territory by type of transport operations and products (1 000 t) (pipe_go_ton)










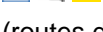















-   Oil pipeline transport within the national territory by type of transport operations and products (Mio Tkm) (pipe_go_tonkms)
-  Maritime transport (mar)
 -  Maritime transport - main annual results (mar_m)
 -   Country level - gross weight of goods handled in all ports (mar_mg_aa_cwh)
 -   Country level - gross weight of goods handled in all ports, by direction (mar_mg_aa_cwhd)
 -   Country level - gross weight of goods handled in main ports, by type of cargo (mar_mg_am_cwhc)
 -   Country level - Gross weight of goods handled in main ports, by type of goods (mar_mg_am_cwhg)
 -   Country level - gross weight of goods transported to/from main ports (mar_mg_am_cwt)
 -   Country level - gross weight of goods transported to/from main ports, by type of traffic (mar_mg_am_cwtt)
 -   Country level - volume (in TEUs) of containers handled in main ports, by loading status (mar_mg_am_cvh)
 -   Top 20 ports - gross weight of goods handled in each port, by direction (mar_mg_aa_pwhd)
 -   Top 20 ports - gross weight of goods handled in each port, by type of cargo (main ports) (mar_mg_am_pwhc)
 -   Top 20 ports - volume (in TEUs) of containers handled in each port, by loading status (main ports) (mar_mg_am_pvh)
 -   Country level - passengers embarked and disembarked in all ports (mar_mp_aa_cph)
 -   Country level - passengers embarked and disembarked in all ports, by direction (mar_mp_aa_cphd)
 -   Country level - passengers (excluding cruise passengers) transported to/from main ports (mar_mp_am_cft)
 -   Country level - passengers (excluding cruise passengers) transported to/from main ports, by type of traffic (mar_mp_am_cftt)
 -   Top 20 ports - passengers embarked and disembarked in each port, by direction (mar_mp_aa_pphd)
 -   Country level - number and gross tonnage of vessels in the main ports (based on inwards declarations), by type of vessel (mar_mt_am_csvi)
 -  Maritime transport - main quarterly results (mar_q)
 -   Country level - gross weight of goods handled in main ports (mar_qg_qm_cwh)
 -   Eu level - gross weight of goods handled in main ports, by direction (mar_qg_qm_ewhd)
 -   Eu level - gross weight of goods handled in main ports, by type of cargo (mar_qg_qm_ewhk)
 -   Eu level - gross weight of goods handled in main ports, by type of traffic (mar_qg_qm_ewht)
 -   Eu level - gross weight of goods handled in main ports, by various types of partner geographical areas (mar_qg_qm_ewhg)
 -   EU level - top 10 extra-EU partner countries by gross weight of goods handled in EU main ports (mar_qg_qm_ewhp)
 -   EU level - top 20 extra-EU maritime trade flows by gross weight of goods handled in EU main ports (mar_qg_qm_ewh)
 -   Top 5 ports - gross weight of goods handled in each port (mar_qg_qm_pwh)
 -   Top 5 ports for liquid bulk - gross weight of liquid bulk goods handled in each port (mar_qg_qm_pwhl)
 -   Top 5 ports for dry bulk- gross weight of dry bulk goods handled in each port (mar_qg_qm_pwhb)
 -   Top 5 ports for containers - gross weight of goods in containers handled in each port (mar_qg_qm_pwhc)
 -   Top 5 ports for Ro-ro units - gross weight of goods in Ro-Ro units handled in each port (mar_qg_qm_pwhr)

-   ZIP Top 5 ports for other cargo not elsewhere specified - gross weight of goods in other cargo not elsewhere specified (...) (mar_qg_qm_pwho)
-   ZIP Top 5 ports for volume of containers - volume (in TEUs) of containers handled in each port (mar_qg_qm_pvh)
-  Maritime transport - short sea shipping - main annual results (mar_s)
 -   ZIP Short sea shipping - country level - gross weight of goods transported to/from main ports (mar_sg_am_cw)
 -   ZIP Short sea shipping - country level - gross weight of goods transported to/from main ports, by direction (mar_sg_am_cwd)
 -   ZIP Short sea shipping - country level - gross weight of goods transported to/from main ports, by sea region of partner(...) (mar_sg_am_cws)
 -   ZIP Short sea shipping - country level - gross weight of goods transported to/from main ports, by type of cargo (mar_sg_am_cwk)
 -   ZIP Short sea shipping - EU level - gross weight of goods transported to/from main ports, by type of cargo for each sea(...) (mar_sg_am_ewx)
 -   ZIP Short sea shipping - country level - volume (in TEU's) of containers transported to/from main ports, by loading status (mar_sg_am_cv)
 -   ZIP Short sea shipping - top 20 ports - gross weight of goods transported to/from main ports (mar_sg_am_pw)
 -   ZIP Short sea shipping - top 5 ports for liquid bulk - gross weight of liquid bulk goods transported to/from main ports (mar_sg_am_pwl)
 -   ZIP Short sea shipping - top 5 ports for dry bulk- gross weight of dry bulk goods transported to/from main ports (mar_sg_am_pwb)
 -   ZIP Short sea shipping - top 5 ports for containers - gross weight of goods in containers transported to/from main ports (mar_sg_am_pwc)
 -   ZIP Short sea shipping - top 5 ports for Ro-ro units - gross weight of goods in Ro-ro units transported to/from main ports (mar_sg_am_pwr)
-  Maritime transport - passengers - detailed annual and quarterly results (mar_pa)
 -   ZIP Passengers embarked and disembarked in all ports by direction - annual data (mar_pa_aa)
 -   ZIP Passengers transported to/from main ports by direction and type of traffic (national and international) - quarterly data (mar_pa_qm)
 -  Detailed tables per each reporting country by direction, partner entity and nationality of registration of vessels (...) (mar_pa_qm_detl)
 -   ZIP Passengers transported to/from main ports - Belgium - quarterly data (mar_pa_qm_be)
 -   ZIP Passengers transported to/from main ports - Denmark - quarterly data (mar_pa_qm_dk)
 -   ZIP Passengers transported to/from main ports - Germany - quarterly data (mar_pa_qm_de)
 -   ZIP Passengers transported to/from main ports - Estonia - quarterly data (mar_pa_qm_ee)
 -   ZIP Passengers transported to/from main ports - Ireland - quarterly data (mar_pa_qm_ie)
 -   ZIP Passengers transported to/from main ports - Greece - quarterly data (mar_pa_qm_el)
 -   ZIP Passengers transported to/from main ports - Spain - quarterly data (mar_pa_qm_es)
 -   ZIP Passengers transported to/from main ports - France - quarterly data (mar_pa_qm_fr)
 -   ZIP Passengers transported to/from main ports - Croatia - quarterly data (mar_pa_qm_hr)
 -   ZIP Passengers transported to/from main ports - Italy - quarterly data (mar_pa_qm_it)
 -   ZIP Passengers transported to/from main ports - Latvia- quarterly data (mar_pa_qm_lv)
 -   ZIP Passengers transported to/from main ports - Lithuania - quarterly data (mar_pa_qm_lt)
 -   ZIP Passengers transported to/from main ports - Malta - quarterly data (mar_pa_qm_mt)
 -   ZIP Passengers transported to/from main ports - Netherlands - quarterly data (mar_pa_qm_nl)
 -   ZIP Passengers transported to/from main ports - Poland - quarterly data (mar_pa_qm_pl)
 -   ZIP Passengers transported to/from main ports - Portugal - quarterly data (mar_pa_qm_pt)
 -   ZIP Passengers transported to/from main ports - Finland - quarterly data (mar_pa_qm_fi)


























-   ZIP Passengers transported to/from main ports - Sweden - quarterly data (mar_pa_qm_se)
-   ZIP Passengers transported to/from main ports - United Kingdom - quarterly data (mar_pa_qm_uk)
-   ZIP Passengers transported to/from main ports - Norway - quarterly data (mar_pa_qm_no)
-   ZIP Passengers transported to/from main ports - Montenegro - quarterly data (mar_pa_qm_me)
-   ZIP Passengers transported to/from main ports - Turkey - quarterly data (mar_pa_qm_tr)
-  Maritime transport - goods - detailed annual and quarterly results (mar_go)
 -   ZIP Gross weight of goods handled in all ports by direction - annual data (mar_go_aa)
 -   ZIP Gross weight of goods transported to/from main ports by direction and type of traffic (national and international) (...) (mar_go_qm)
 -   ZIP Gross weight of goods handled in main ports by direction and type of cargo - quarterly data (mar_go_qmc)
 -  Detailed tables per each reporting country (main ports) by direction, partner entity, type of cargo and nationalit(...) (mar_go_am_detl)
 -   ZIP Gross weight of goods transported to/from main ports - Belgium (mar_go_am_be)
 -   ZIP Gross weight of goods transported to/from main ports - Bulgaria (mar_go_am_bg)
 -   ZIP Gross weight of goods transported to/from main ports - Denmark (mar_go_am_dk)
 -   ZIP Gross weight of goods transported to/from main ports - Germany (mar_go_am_de)
 -   ZIP Gross weight of goods transported to/from main ports - Estonia (mar_go_am_ee)
 -   ZIP Gross weight of goods transported to/from main ports - Spain (mar_go_am_es)
 -   ZIP Gross weight of goods transported to/from main ports - Ireland (mar_go_am_ie)
 -   ZIP Gross weight of goods transported to/from main ports - Greece (mar_go_am_el)
 -   ZIP Gross weight of goods transported to/from main ports - France (mar_go_am_fr)
 -   ZIP Gross weight of goods transported to/from main ports - Croatia (mar_go_am_hr)
 -   ZIP Gross weight of goods transported to/from main ports - Italy (mar_go_am_it)
 -   ZIP Gross weight of goods transported to/from main ports - Cyprus (mar_go_am_cy)
 -   ZIP Gross weight of goods transported to/from main ports - Latvia (mar_go_am_lv)
 -   ZIP Gross weight of goods transported to/from main ports - Lithuania (mar_go_am_lt)
 -   ZIP Gross weight of goods transported to/from main ports - Malta (mar_go_am_mt)
 -   ZIP Gross weight of goods transported to/from main ports - Netherlands (mar_go_am_nl)
 -   ZIP Gross weight of goods transported to/from main ports - Poland (mar_go_am_pl)
 -   ZIP Gross weight of goods transported to/from main ports - Portugal (mar_go_am_pt)
 -   ZIP Gross weight of goods transported to/from main ports - Romania (mar_go_am_ro)
 -   ZIP Gross weight of goods transported to/from main ports - Slovenia (mar_go_am_si)
 -   ZIP Gross weight of goods transported to/from main ports - Finland (mar_go_am_fi)
 -   ZIP Gross weight of goods transported to/from main ports - Sweden (mar_go_am_se)
 -   ZIP Gross weight of goods transported to/from main ports - United Kingdom (mar_go_am_uk)
 -   ZIP Gross weight of goods transported to/from main ports - Norway (mar_go_am_no)
 -   ZIP Gross weight of goods transported to/from main ports - Montenegro (mar_go_am_me)
 -   ZIP Gross weight of goods transported to/from main ports - Turkey (mar_go_am_tr)
 -  Detailed tables per each reporting country (main ports) by direction, partner entity and type of cargo - quarterly data (mar_go_qm_detl)
 -   ZIP Gross weight of goods transported to/from main ports - Belgium - quarterly data (mar_go_qm_be)
 -   ZIP Gross weight of goods transported to/from main ports - Bulgaria - quarterly data (mar_go_qm_bg)
 -   ZIP Gross weight of goods transported to/from main ports - Denmark - quarterly data (mar_go_qm_dk)
 -   ZIP Gross weight of goods transported to/from main ports - Germany - quarterly data (mar_go_qm_de)
 -   ZIP Gross weight of goods transported to/from main ports - Estonia - quarterly data (mar_go_qm_ee)



-  Gross weight of goods transported to/from main ports - Spain - quarterly data (mar_go_qm_es)
-  Gross weight of goods transported to/from main ports - Ireland - quarterly data (mar_go_qm_ie)
-  Gross weight of goods transported to/from main ports - Greece - quarterly data (mar_go_qm_el)
-  Gross weight of goods transported to/from main ports - France - quarterly data (mar_go_qm_fr)
-  Gross weight of goods transported to/from main ports - Croatia - quarterly data (mar_go_qm_hr)
-  Gross weight of goods transported to/from main ports - Italy - quarterly data (mar_go_qm_it)
-  Gross weight of goods transported to/from main ports - Cyprus - quarterly data (mar_go_qm_cy)
-  Gross weight of goods transported to/from main ports - Latvia - quarterly data (mar_go_qm_lv)
-  Gross weight of goods transported to/from main ports - Lithuania - quarterly data (mar_go_qm_lt)
-  Gross weight of goods transported to/from main ports - Malta - quarterly data (mar_go_qm_mt)
-  Gross weight of goods transported to/from main ports - Netherlands - quarterly data (mar_go_qm_nl)
-  Gross weight of goods transported to/from main ports - Poland - quarterly data (mar_go_qm_pl)
-  Gross weight of goods transported to/from main ports - Portugal - quarterly data (mar_go_qm_pt)
-  Gross weight of goods transported to/from main ports - Romania - quarterly data (mar_go_qm_ro)
-  Gross weight of goods transported to/from main ports - Slovenia - quarterly data (mar_go_qm_si)
-  Gross weight of goods transported to/from main ports - Finland - quarterly data (mar_go_qm_fi)
-  Gross weight of goods transported to/from main ports - Sweden - quarterly data (mar_go_qm_se)
-  Gross weight of goods transported to/from main ports - United Kingdom - quarterly data (mar_go_qm_uk)
-  Gross weight of goods transported to/from main ports - Norway - quarterly data (mar_go_qm_no)
-  Gross weight of goods transported to/from main ports - Montenegro - quarterly data (mar_go_qm_me)
-  Gross weight of goods transported to/from main ports - Turkey - quarterly data (mar_go_qm_tr)
-  Volume of containers transported to/from main ports by direction, partner entity, container size and loading status(...) (mar_go_qm_cont)
 -  Volume of containers transported to/from main ports - quarterly data (2019 - 2020) (mar_go_qm_c2020)
 -  Volume of containers transported to/from main ports - quarterly data (2017 - 2018) (mar_go_qm_c2018)
 -  Volume of containers transported to/from main ports - quarterly data (2015 - 2016) (mar_go_qm_c2016)
 -  Volume of containers transported to/from main ports - quarterly data (2013 - 2014) (mar_go_qm_c2014)
 -  Volume of containers transported to/from main ports - quarterly data (2011 - 2012) (mar_go_qm_c2012)
 -  Volume of containers transported to/from main ports - quarterly data (2009 - 2010) (mar_go_qm_c2010)

-  Volume of containers transported to/from main ports - quarterly data (2007 - 2008) (mar_go_qm_c2008)
 -  Volume of containers transported to/from main ports - quarterly data (2005 - 2006) (mar_go_qm_c2006)
 -  Volume of containers transported to/from main ports by direction, partner entity, container size and loading status(...) (mar_go_qm_cont_his)
 -  Volume of containers transported to/from main ports - quarterly data (2003 - 2004) (mar_go_qm_c2004)
 -  Volume of containers transported to/from main ports - quarterly data (2000 - 2002) (mar_go_qm_c2002)
 -  Volume of containers transported to/from main ports - quarterly data (1997 - 1999) (mar_go_qm_c1999)
-  Maritime transport - regional statistics (mar_rg)
 -  Maritime transport of passengers by NUTS 2 regions (questionnaire) (tran_r_mapa_om)
 -  Maritime transport of freight by NUTS 2 regions (questionnaire) (tran_r_mago_om)
 -  Vessels in main ports by type and size of vessels (based on inwards declarations) - quarterly data (mar_tf_qm)
-  Air transport (avia)
 -  Air transport infrastructure (avia_if)
 -  Number of commercial airports (with more than 15,000 passenger units per year) (avia_if_arp)
 -  Airport infrastructures by type (avia_if_typ)
 -  Airport connections to other modes of transport (avia_if_arp_co)
 -  Air transport equipment (avia_eq)
 -  Commercial aircraft fleet by type of aircraft (avia_eq_arc_typ)
 -  Commercial aircraft fleet by age of aircraft (avia_eq_arc_age)
 -  Air transport - Enterprises, economic performances and employment (avia_ec)
 -  Number of aviation and airport enterprises (avia_ec_enterp)
 -  Employment in aviation and airport enterprises by sex (avia_ec_emp_ent)
 -  Employment in main airports by sex (avia_ec_emp_arp)
 -  Air transport measurement - passengers (avia_pa)
 -  Overview of the air passenger transport by country and airports (avia_pao)
 -  Air passenger transport by reporting country (avia_paoc)
 -  Air passenger transport by main airports in each reporting country (avia_paoa)
 -  Air passenger transport between reporting countries (avia_paocc)
 -  Air passenger transport between main airports in each reporting country and partner reporting countries (avia_paoac)
 -  National air passenger transport by country and airports (avia_pan)
 -  National air passenger transport by reporting country (avia_panc)
 -  National air passenger transport by main airports in each reporting country (avia_pana)
 -  International intra-EU air passenger transport by country and airports (avia_pai)
 -  International intra-EU air passenger transport by reporting country and EU partner country (avia_paincc)
 -  International intra-EU air passenger transport by main airports in each reporting country and EU partner country (avia_painac)
 -  International extra-EU air passenger transport by country and airports (avia_pae)
 -  International extra-EU air passenger transport by reporting country and partner world regions and countries (avia_paexcc)
 -  International extra-EU air passenger transport by main airports in each reporting country and partner world regions(...) (avia_paexac)
 -  Detailed air passenger transport by reporting country and routes (avia_par)


-  Air passenger transport between the main airports of Belgium and their main partner airports (routes data) (avia_par_be)
-  Air passenger transport between the main airports of Bulgaria and their main partner airports (routes data) (avia_par_bg)
-  Air passenger transport between the main airports of Czechia and their main partner airports (routes data) (avia_par_cz)
-  Air passenger transport between the main airports of Denmark and their main partner airports (routes data) (avia_par_dk)
-  Air passenger transport between the main airports of Germany and their main partner airports (routes data) (avia_par_de)
-  Air passenger transport between the main airports of Estonia and their main partner airports (routes data) (avia_par_ee)
-  Air passenger transport between the main airports of Ireland and their main partner airports (routes data) (avia_par_ie)
-  Air passenger transport between the main airports of Greece and their main partner airports (routes data) (avia_par_el)
-  Air passenger transport between the main airports of Spain and their main partner airports (routes data) (avia_par_es)
-  Air passenger transport between the main airports of France and their main partner airports (routes data) (avia_par_fr)
-  Air passenger transport between the main airports of Croatia and their main partner airports (routes data) (avia_par_hr)
-  Air passenger transport between the main airports of Italy and their main partner airports (routes data) (avia_par_it)
-  Air passenger transport between the main airports of Cyprus and their main partner airports (routes data) (avia_par_cy)
-  Air passenger transport between the main airports of Latvia and their main partner airports (routes data) (avia_par_lv)
-  Air passenger transport between the main airports of Lithuania and their main partner airports (routes data) (avia_par_lt)
-  Air passenger transport between the main airports of Luxembourg and their main partner airports (routes data) (avia_par_lu)
-  Air passenger transport between the main airports of Hungary and their main partner airports (routes data) (avia_par_hu)
-  Air passenger transport between the main airports of Malta and their main partner airports (routes data) (avia_par_mt)
-  Air passenger transport between the main airports of the Netherlands and their main partner airports (routes data) (avia_par_nl)
-  Air passenger transport between the main airports of Austria and their main partner airports (routes data) (avia_par_at)
-  Air passenger transport between the main airports of Poland and their main partner airports (routes data) (avia_par_pl)
-  Air passenger transport between the main airports of Portugal and their main partner airports (routes data) (avia_par_pt)
-  Air passenger transport between the main airports of Romania and their main partner airports (routes Data) (avia_par_ro)
-  Air passenger transport between the main airports of Slovenia and their main partner airports (routes data) (avia_par_si)
-  Air passenger transport between the main airports of Slovakia and their main partner airports (routes data) (avia_par_sk)


-  Air passenger transport between the main airports of Finland and their main partner airports (routes data) (avia_par_fi)
-  Air passenger transport between the main airports of Sweden and their main partner airports (routes data) (avia_par_se)
-  Air passenger transport between the main airports of the United Kingdom and their main partner airports (routes data) (avia_par_uk)
-  Air passenger transport between the main airports of Iceland and their main partner airports (routes data) (avia_par_is)
-  Air passenger transport between the main airports of Norway and their main partner airports (routes data) (avia_par_no)
-  Air passenger transport between the main airports of Switzerland and their main partner airports (routes data) (avia_par_ch)
-  Air passenger transport between the main airports of Montenegro and their main partner airports (routes data) (avia_par_me)
-  Air passenger transport between the main airports of North Macedonia and their main partner airports (routes data) (avia_par_mk)
-  Air passenger transport between the main airports of Turkey and their main partner airports (routes data) (avia_par_tr)
-  Air passenger transport between the main airports of Serbia and their main partner airports (routes data) (avia_par_rs)
-  Air transport measurement - freight and mail (avia_go)
 -  Overview of the freight and mail air transport by country and airports (avia_goo)
 -  Freight and mail air transport by reporting country (avia_gooc)
 -  Freight and mail air transport by main airports in each reporting country (avia_gooa)
 -  Freight and mail air transport between reporting countries (avia_gooc)
 -  Freight and mail air transport between main airports in each reporting country and partner reporting countries (avia_gooac)
 -  National freight and mail air transport by country and airports (avia_gon)
 -  National freight and mail air transport by reporting country (avia_gonc)
 -  National freight and mail air transport by main airports in each reporting country (avia_gona)
 -  International intra-EU freight and mail air transport by country and airports (avia_goi)
 -  International intra-EU freight and mail air transport by reporting country and EU partner country (avia_goincc)
 -  International intra-EU freight and mail air transport by main airports in each reporting country and EU partner country (avia_goinac)
 -  International extra-EU freight and mail air transport by country and airports (avia_goe)
 -  International extra-EU freight and mail air transport by reporting country and partner world regions and countries (avia_goexcc)
 -  International extra-EU freight and mail air transport by main airports in each reporting country and partner world (...) (avia_goexac)
 -  Detailed freight and mail air transport by reporting country and routes (avia_gor)
 -  Freight and mail air transport between the main airports of Belgium and their main partner airports (routes data) (avia_gor_be)
 -  Freight and mail air transport between the main airports of Bulgaria and their main partner airports (routes data) (avia_gor_bg)
 -  Freight and mail air transport between the main airports of Czechia and their main partner airports (routes data) (avia_gor_cz)
 -  Freight and mail air transport between the main airports of Denmark and their main partner airports (routes data) (avia_gor_dk)
 -  Freight and mail air transport between the main airports of Germany and their main partner airports (routes data) (avia_gor_de)














































-  Freight and mail air transport between the main airports of Estonia and their main partner airports (routes data) (avia_gor_ee)
-  Freight and mail air transport between the main airports of Ireland and their main partner airports (routes data) (avia_gor_ie)
-  Freight and mail air transport between the main airports of Greece and their main partner airports (routes data) (avia_gor_el)
-  Freight and mail air transport between the main airports of Spain and their main partner airports (routes data) (avia_gor_es)
-  Freight and mail air transport between the main airports of France and their main partner airports (routes data) (avia_gor_fr)
-  Freight and mail air transport between the main airports of Croatia and their main partner airports (routes data) (avia_gor_hr)
-  Freight and mail air transport between the main airports of Italy and their main partner airports (routes data) (avia_gor_it)
-  Freight and mail air transport between the main airports of Cyprus and their main partner airports (routes data) (avia_gor_cy)
-  Freight and mail air transport between the main airports of Latvia and their main partner airports (routes data) (avia_gor_lv)
-  Freight and mail air transport between the main airports of Lithuania and their main partner airports (routes data) (avia_gor_lt)
-  Freight and mail air transport between the main airports of Luxembourg and their main partner airports (routes data) (avia_gor_lu)
-  Freight and mail air transport between the main airports of Hungary and their main partner airports (routes data) (avia_gor_hu)
-  Freight and mail air transport between the main airports of Malta and their main partner airports (routes data) (avia_gor_mt)
-  Freight and mail air transport between the main airports of the Netherlands and their main partner airports (routes(...)) (avia_gor_nl)
-  Freight and mail air transport between the main airports of Austria and their main partner airports (routes data) (avia_gor_at)
-  Freight and mail air transport between the main airports of Poland and their main partner airports (routes data) (avia_gor_pl)
-  Freight and mail air transport between the main airports of Portugal and their main partner airports (routes data) (avia_gor_pt)
-  Freight and mail air transport between the main airports of Romania and their main partner airports (routes data) (avia_gor_ro)
-  Freight and mail air transport between the main airports of Slovenia and their main partner airports (routes data) (avia_gor_si)
-  Freight and mail air transport between the main airports of Slovakia and their main partner airports (routes data) (avia_gor_sk)
-  Freight and mail air transport between the main airports of Finland and their main partner airports (routes data) (avia_gor_fi)
-  Freight and mail air transport between the main airports of Sweden and their main partner airports (routes data) (avia_gor_se)
-  Freight and mail air transport between the main airports of the United Kingdom and their main partner airports (rou(...)) (avia_gor_uk)
-  Freight and mail air transport between the main airports of Iceland and their main partner airports (routes data) (avia_gor_is)
-  Freight and mail air transport between the main airports of Norway and their main partner airports (routes data) (avia_gor_no)















































































-   ZIP Freight and mail air transport between the main airports of Switzerland and their main partner airports (routes data) (avia_gor_ch)
 -   ZIP Freight and mail air transport between the main airports of Montenegro and their main partner airports (routes data) (avia_gor_me)
 -   ZIP Freight and mail air transport between the main airports of North Macedonia and their main partner airports (routes(...)) (avia_gor_mk)
 -   ZIP Freight and mail air transport between the main airports of Serbia and their main partner airports (routes data) (avia_gor_rs)
-  Air transport measurement - traffic data by airports, aircraft and airlines (avia_tf)
 -   ZIP Aircraft traffic data by reporting country (avia_tf_acc)
 -   ZIP Aircraft traffic data by main airport (avia_tf_aca)
 -   ZIP Airline traffic data by main airport (avia_tf_ala)
 -   ZIP Airport traffic data by reporting airport and airlines (avia_tf_apal)
-  Air transport performance (avia_tp)
 -   ZIP Passenger air transport over national territory (including territorial sea) - million passenger-km (avia_tppa)
 -   ZIP Freight and mail air transport over national territory (including territorial sea) - million tonne-km (avia_tpggo)
-  Air transport - regional statistics (avia_rg)
 -   ZIP Air transport of passengers by NUTS 2 regions (tran_r_avpa_nm)
 -   ZIP Air transport of freight by NUTS 2 regions (tran_r_avgo_nm)
-  Environment and energy (envir)
 -  Environment (env)
 -  Emissions of greenhouse gases and air pollutants (env_air)
 -  Air emissions accounts (env_air_aa)
 -   ZIP Air emissions accounts by NACE Rev. 2 activity (env_ac_ainah_r2)
 -   ZIP Air emissions accounts totals bridging to emission inventory totals (env_ac_aibrid_r2)
 -   ZIP Air emissions intensities by NACE Rev. 2 activity (env_ac_aeint_r2)
 -   ZIP Emissions of greenhouse gases and air pollutants from final use of CPA08 products - input-output analysis, ESA 2010 (env_ac_io10)
 -  Air emission inventories (source: EEA) (env_air_ai)
 -   ZIP Air pollutants by source sector (source: EEA) (env_air_emis)
 -   ZIP Greenhouse gas emissions by source sector (source: EEA) (env_air_gge)
 -  Material flows and resource productivity (env_mrp)
 -   ZIP Material flow accounts (env_ac_mfa)
 -   ZIP Material flow accounts - domestic processed output (env_ac_mfadpo)
 -   ZIP Material flow accounts - balancing items (env_ac_mfabi)
 -   ZIP Material flow accounts - main indicators (env_ac_mfain)
 -   ZIP Material flow accounts in raw material equivalents - modelling estimates (env_ac_rme)
 -   ZIP Material flow accounts in raw material equivalents by final uses of products - modelling estimates (env_ac_rmefd)
 -   ZIP Resource productivity (env_ac_rp)
 -   ZIP Material import dependency (env_ac_mid)
 -   ZIP Circular material use rate (env_ac_cur)
 -   ZIP Circular material use rate by material type (env_ac_curm)
 -   ZIP Material flows for circular economy - Sankey diagram data (env_ac_sd)
 -  Physical energy flow accounts (env_pefa)
 -   ZIP Energy supply and use by NACE Rev. 2 activity (env_ac_pegasu)
 -   ZIP Key indicators of physical energy flow accounts by NACE Rev. 2 activity (env_ac_pegfa04)
 -   ZIP Physical energy flow accounts totals bridging to energy balances totals (env_ac_pegfa05)

-   Energy used for the provision of goods and services (domestic energy footprint) - input-output analysis (env_ac_pegafp)
 -  Environmental taxes (env_eta)
 -   Environmental tax revenues (env_ac_tax)
 -   Environmental taxes by economic activity (NACE Rev. 2) (env_ac_taxind2)
 -  Environmental protection expenditure (env_epe)
 -  Environmental protection expenditure accounts (env_ac_epea)
 -  National expenditure on environmental protection (env_neep)
 -   National expenditure on environmental protection by institutional sector (env_ac_epneis)
 -  Environmental protection investments (env_epe)
 -   Environmental protection investments of total economy (env_ac_epite)
 -   Environmental protection investments of general government by environmental protection activity (env_ac_epigg)
 -   Environmental protection investments of corporations as specialist and secondary producers by environmental protect(...) (env_ac_epissp)
 -   Environmental protection investments of corporations as ancillary producers by environmental protection activity an(...) (env_ac_eapiap)
 -  Production of environmental protection services (env_peps)
 -   Production of environmental protection services of general government by economic characteristics (env_ac_pegsgg)
 -   Production of environmental protection services of corporations as specialist producers by economic characteristics (env_ac_pegssp)
 -   Production of environmental protection services of corporations other than specialist producers by economic charact(...) (env_ac_pegspns)
 -  Consumption of environmental protection services (env_ceps)
 -   Final consumption expenditure on environmental protection services by institutional sector (env_ac_cepsgh)
 -   Intermediate consumption of environmental protection services by institutional sector and NACE Rev. 2 activity (env_ac_cepsgc)
 -  Environmentally related transfers (env_ert)
 -   Environmental protection transfers by environmental protection activity and institutional sector (env_ac_eptf)
-  Environmental protection expenditure and revenues (until 2013) (env_eper)
 -   Environmental protection expenditure - euro per inhabitant and % of GDP (env_ac_exp2)
 -   Environmental protection expenditure - % of pollution prevention, % of gross fixed capital formation, % of output (env_ac_exp3)
 -   Environmental protection expenditure - million euro and million units of national currency (env_ac_exp1r2)
-  Other environmental protection expenditure statistics (env_oepes)
 -  Environmental protection expenditure of general government by function (COFOG division 05) (env_cofog)
 -   General government expenditure by function (COFOG) (gov_10a_exp)
 -  Environmental protection expenditure of corporations by industry (env_epeci)
 -   Environmental protection expenditure by environmental domains (NACE Rev. 2, B-E) (sbs_env_dom_r2)
 -   Environmental protection expenditure by environmental domains (NACE Rev. 1.1, C-E, from 2001 onwards) (sbs_env_2b_02)
-  Environmental goods and services sector (env_egs)
 -   Employment in the environmental goods and services sector (env_ac_egs1)
 -   Production, value added and exports in the environmental goods and services sector (env_ac_egs2)

-    Production, value added and employment by industry groups in the environmental goods and services sector (env_ac_egss3)
-  Waste (env_was)
 -  Waste generation and treatment (env_wasgt)
 -   Generation of waste by waste category, hazardousness and NACE Rev. 2 activity (env_wasgen)
 -   Treatment of waste by waste category, hazardousness and waste management operations (env_wastrt)
 -   Management of waste excluding major mineral waste, by waste management operations (env_wasoper)
 -   Management of waste excluding major mineral waste, by waste management operations and waste flow (env_wasflow)
 -   Number and capacity of recovery and disposal facilities by NUTS 2 regions (env_wasfac)
 -   Management of waste by waste management operations and type of material - Sankey diagram data (env_wassd)
 -  Waste streams (env_wasst)
 -   Packaging waste by waste management operations and waste flow (env_waspac)
 -   Waste electrical and electronic equipment (WEEE) by waste management operations (env_waselee)
 -   Sales and collection of portable batteries and accumulators (env_waspb)
 -   Recycling of batteries and accumulators (env_wasbat)
 -   End-of-life vehicles by waste management operations - detailed data (env_waselv)
 -   End-of-life vehicles - reuse, recycling and recovery, totals (env_waselvt)
 -   Transboundary shipments of notified waste by partner, hazardousness and waste management operations (env_wasship)
 -   Municipal waste by waste management operations (env_wasmun)
 -   Trade in recyclable raw materials by waste (env_wastrd)
 -   Municipal waste by NUTS 2 regions - pilot project data (env_rwas_gen)
 -   Coverage rate of municipal waste collection by NUTS 2 regions - pilot project data (env_rwas_cov)
-  Water (env_wat)
 -  Water statistics on national level (env_nwat)
 -   Renewable freshwater resources (env_wat_res)
 -   Annual freshwater abstraction by source and sector (env_wat_abs)
 -   Water made available for use (env_wat_use)
 -   Population connected to public water supply (env_wat_pop)
 -   Water use by supply category and economical sector (env_wat_cat)
 -   Water use in the manufacturing industry by activity and supply category (env_wat_ind)
 -   Water use balance (env_wat_bal)
 -   Population connected to wastewater treatment plants (env_ww_con)
 -   Sewage sludge production and disposal (env_ww_spd)
 -   Generation and discharge of wastewater in volume (env_ww_genv)
 -   Generation and discharge of wastewater by pollutant (env_ww_genp)
 -  Water statistics on river basin level (env_rwat)
 -   Freshwater resources by river basin district (RBD) (env_watres_rb)
 -   Water abstraction by river basin district (RBD) (env_watabs_rb)
 -   Water use by river basin district (RBD) (env_watuse_rb)
-  Chemicals (env_chm)
 -   Production and consumption of chemicals by hazard class (env_chmhaz)
-  Biodiversity (env_biodiv)

-    ZIP Natura 2000 protected areas (source: EEA) (env_bio1)
-    ZIP Common farmland bird index (sources: OECD, BirdLife) (env_bio2)
-    ZIP Common bird indices by type of estimate (sources: EBCC, BirdLife, RSPB, CSO) (env_bio3)
-  Energy (nrg)
 -  Energy statistics - quantities (nrg_quant)
 -  Energy statistics - quantities, annual data (nrg_quanta)
 -  Energy balances (nrg_bal)
 -    ZIP Simplified energy balances (nrg_bal_s)
 -    ZIP Complete energy balances (nrg_bal_c)
 -    ZIP Calorific values (nrg_bal_cv)
 -    ZIP Production of electricity and derived heat by type of fuel (nrg_bal_peh)
 -    ZIP Energy flow - Sankey diagram data (nrg_bal_sd)
 -  Supply, transformation and consumption - commodity balances (nrg_cb)
 -    ZIP Supply, transformation and consumption of solid fossil fuels (nrg_cb_sff)
 -    ZIP Supply, transformation and consumption of gas (nrg_cb_gas)
 -    ZIP Supply, transformation and consumption of oil and petroleum products (nrg_cb_oil)
 -    ZIP Supply, transformation and consumption of renewables and wastes (nrg_cb_rw)
 -    ZIP Supply, transformation and consumption of electricity (nrg_cb_e)
 -    ZIP Supply, transformation and consumption of derived heat (nrg_cb_h)
 -  Disaggregated final energy consumption (nrg_d)
 -    ZIP Disaggregated final energy consumption in households - quantities (nrg_d_hhq)
 -    ZIP Disaggregated final energy consumption in households - calorific values (nrg_d_hhcv)
 -  Energy indicators (nrg_ind)
 -  Share of energy from renewable sources until 2020 (nrg_ind_share)
 -    ZIP Share of energy from renewable sources (nrg_ind_ren)
 -    ZIP Use of renewables for transport - details (nrg_ind_urtd)
 -    ZIP Use of renewables for electricity - details (nrg_ind_ured)
 -    ZIP Use of renewables for heating and cooling - details (nrg_ind_urhcd)
 -    ZIP Calculation of overall target - details (nrg_ind_cotd)
 -    ZIP Heat pumps - technical characteristics by technology and climate (nrg_ind_hptctc)
 -    ZIP Heat pumps - ambient heat captured by technology and climate (nrg_ind_ahbctc)
 -    ZIP Statistical transfers, joint projects and joint support schemes (nrg_ind_stjpsjss)
 -    ZIP Gross and net production of electricity and derived heat by type of plant and operator (nrg_ind_peh)
 -    ZIP Gross production of electricity and derived heat from combustible fuels by type of plant and operator (nrg_ind_pehcf)
 -    ZIP Gross production of electricity and derived heat from non-combustible fuels by type of plant and operator (nrg_ind_pehnf)
 -    ZIP Production of electricity and heat by autoproducers, by type of plant (nrg_ind_pehap)
 -    ZIP Energy efficiency (nrg_ind_eff)
 -    ZIP Energy intensity (nrg_ind_ei)
 -    ZIP Energy productivity (nrg_ind_ep)
 -    ZIP Energy imports dependency (nrg_ind_id)
 -    ZIP Share of fossil fuels in gross available energy (nrg_ind_ffgae)
 -    ZIP Share of fuels in final energy consumption (nrg_ind_fecf)
 -  Energy infrastructure and capacities (nrg_inf)
 -    ZIP Electricity production capacities by main fuel groups and operator (nrg_inf_epc)
 -    ZIP Electricity production capacities for renewables and wastes (nrg_inf_epcrw)
 -    ZIP Electricity production capacities for combustible fuels by technology and operator (nrg_inf_epct)

-  Liquid biofuels production capacities (nrg_inf_lbpc)
 -  Solar thermal collectors' surface (nrg_inf_stcs)
 -  Heat pumps - technical characteristics by technologies (nrg_inf_hptc)
 -  Nuclear energy facilities (nrg_inf_nuc)
 -  Stocks (nrg_stk)
 -  Stock levels for oil products (nrg_stk_oil)
 -  Stock levels for gaseous and liquefied natural gas (nrg_stk_gas)
 -  Trade by partner country (nrg_t)
 -  Imports (nrg_ti)
 -  Imports of solid fossil fuels by partner country (nrg_ti_sff)
 -  Imports of oil and petroleum products by partner country (nrg_ti_oil)
 -  Imports of natural gas by partner country (nrg_ti_gas)
 -  Imports of biofuels by partner country (nrg_ti_bio)
 -  Imports of electricity and derived heat by partner country (nrg_ti_eh)
 -  Exports (nrg_te)
 -  Exports of solid fossil fuels by partner country (nrg_te_sff)
 -  Exports of oil and petroleum products by partner country (nrg_te_oil)
 -  Exports of natural gas by partner country (nrg_te_gas)
 -  Exports of biofuels by partner country (nrg_te_bio)
 -  Exports of electricity and derived heat by partner country (nrg_te_eh)
 -  Energy statistics - quantities, monthly data (nrg_quantm)
 -  Supply, transformation and consumption - commodity balances - monthly data (nrg_cb_m)
 -  Supply and transformation of solid fossil fuels - monthly data (nrg_cb_sffm)
 -  Supply and transformation of oil and petroleum products - monthly data (nrg_cb_oilm)
 -  Supply, transformation and consumption of gas - monthly data (nrg_cb_gasm)
 -  Supply, transformation and consumption of electricity - monthly data (nrg_cb_em)
 -  Crude oil supply - monthly data (nrg_cb_cosm)
 -  Net electricity generation by type of fuel - monthly data (nrg_cb_pem)
 -  Trade by partner country (nrg_t_m)
 -  Imports (nrg_ti_m)
 -  Imports of oil and petroleum products by partner country - monthly data (nrg_ti_oilm)
 -  Imports of natural gas by partner country - monthly data (nrg_ti_gasm)
 -  Crude oil imports by field of production - monthly data (nrg_ti_coifpm)
 -  Exports (nrg_te_m)
 -  Exports of oil and petroleum products by partner country - monthly data (nrg_te_oilm)
 -  Exports of natural gas by partner country - monthly data (nrg_te_gasm)
 -  Stocks (nrg_stk_m)
 -  Stock levels for oil products - monthly data (nrg_stk_oilm)
 -  Oil stocks held for other countries - monthly data (nrg_stk_oom)
 -  Oil stocks held abroad - monthly data (nrg_stk_oam)
 -  Emergency oil stocks in days equivalent - monthly data (nrg_stk_oem)
 -  Stock levels for gas products - monthly data (nrg_stk_gasm)
 -  Trade by partner country - historical data (nrg_t_mh)
 -  Imports (nrg_ti_mh)
 -  Imports - solid fuels - monthly data (nrg_122m)
 -  Imports - electricity - monthly data (nrg_125m)
 -  Exports (nrg_te_mh)
 -  Exports - solid fuels - monthly data (nrg_132m)
 -  Exports - electricity - monthly data (nrg_135m)
-  Energy statistics - quantities, short-term monthly data (nrg_quantstm)


-   Supply oil - short term monthly data (nrg_jodi)
-   Supply natural gas - short term monthly data (nrg_ind_343m)
-   Supply electricity - short term monthly data (nrg_ind_342m)
-  Energy statistics - quantities, monthly historical data (nrg_quantm_h)
 -  Energy statistics - supply, transformation, consumption (nrg_10m)
 -   Supply and transformation of solid fuels - monthly data (nrg_101m)
 -   Supply and transformation of oil - monthly data (nrg_102m)
 -   Supply of gas - monthly data (nrg_103m)
 -   Supply of electricity - monthly data (nrg_105m)
 -  Energy statistics - imports (nrg_12m)
 -   Imports - oil - monthly data (nrg_123m)
 -   Imports - gas - monthly data (nrg_124m)
 -  Energy statistics - exports (nrg_13m)
 -   Exports - oil - monthly data (nrg_133m)
 -   Exports - gas - monthly data (nrg_134m)
 -  Energy statistics - oil stocks (nrg_14m)
 -   Oil stocks - stock levels - monthly data (nrg_141m)
 -   Oil stocks - stocks held for other countries and stocks held abroad - monthly data (nrg_142m)
 -   Oil stocks - emergency stocks in days equivalent - monthly data (nrg_143m)
-  Energy statistics - prices of natural gas and electricity (nrg_price)
 -  Energy statistics - natural gas and electricity prices (from 2007 onwards) (nrg_pc)
 -   Gas prices for household consumers - bi-annual data (from 2007 onwards) (nrg_pc_202)
 -   Gas prices for non-household consumers - bi-annual data (from 2007 onwards) (nrg_pc_203)
 -   Electricity prices for household consumers - bi-annual data (from 2007 onwards) (nrg_pc_204)
 -   Electricity prices for non-household consumers - bi-annual data (from 2007 onwards) (nrg_pc_205)
 -   Gas prices components for household consumers - annual data (nrg_pc_202_c)
 -   Gas prices components for non-household consumers - annual data (nrg_pc_203_c)
 -   Electricity prices components for household consumers - annual data (from 2007 onwards) (nrg_pc_204_c)
 -   Electricity prices components for non-household consumers - annual data (from 2007 onwards) (nrg_pc_205_c)
 -   Share for transmission and distribution in the network cost for gas and electricity - annual data (nrg_pc_206)
 -  Energy statistics - natural gas and electricity prices (until 2007) (nrg_pc_h)
 -   Gas prices for domestic consumers - bi-annual data (until 2007) (nrg_pc_202_h)
 -   Gas prices for industrial consumers - bi-annual data (until 2007) (nrg_pc_203_h)
 -   Electricity prices for domestic consumers - bi-annual data (until 2007) (nrg_pc_204_h)
 -   Electricity prices for industrial consumers - bi-annual data (until 2007) (nrg_pc_205_h)
 -   Electricity - marker prices - bi-annual data (until 2007) (nrg_pc_206_h)
-  Energy statistics - market structure indicators - natural gas and electricity (nrg_market)
 -   Market share of the largest generator in the electricity market - annual data (nrg_ind_331a)
-  Energy statistics - cooling and heating degree days (nrg_chdd)
 -   Cooling and heating degree days by country - annual data (nrg_chdd_a)
 -   Cooling and heating degree days by country - monthly data (nrg_chdd_m)
 -   Cooling and heating degree days by NUTS 2 regions - annual data (nrg_chddr2_a)
 -   Cooling and heating degree days by NUTS 2 regions - monthly data (nrg_chddr2_m)
-  Science, technology, digital society (science)
-  Science and technology (scitech)

Research and development (research)


Statistics on research and development (rd)


R&D expenditure at national and regional level (rd_e)


 Intramural R&D expenditure (GERD) by sectors of performance (rd_e_gerdtot)


 Intramural R&D expenditure (GERD) by sectors of performance and source of funds (rd_e_gerdfund)


 Intramural R&D expenditure (GERD) by source of funds (rd_e_fundgerd)

 Intramural R&D expenditure (GERD) by sectors of performance and fields of science (rd_e_gerdsc)


 Intramural R&D expenditure (GERD) by sectors of performance and type of costs (rd_e_gerdcost)


 Intramural R&D expenditure (GERD) by sectors of performance and type of R&D activity (rd_e_gerdact)


 Intramural R&D expenditure (GERD) by sectors of performance and socio-economic objectives according to NABS 2007 (rd_e_gerdsobj07)

 Intramural R&D expenditure (GERD) by sectors of performance and socio-economic objectives according to NABS 1992 (rd_e_gerdsobj92)


 Business expenditure on R&D (BERD) by NACE Rev. 2 activity (rd_e_berdindr2)


 Business expenditure on R&D (BERD) by NACE Rev. 2 activity and source of funds (rd_e_berdfundr2)


 Business expenditure on R&D (BERD) by NACE Rev. 2 activity and type of costs (rd_e_berdcostr2)


 Business expenditure on R&D (BERD) by product field of NACE Rev. 2 activity (rd_e_berdpfr2)

 Business expenditure on R&D (BERD) by NACE Rev. 1.1 activity (rd_e_berdind)


 Business expenditure on R&D (BERD) by NACE Rev. 1.1 activity and source of funds (rd_e_berdfund)


 Business expenditure on R&D (BERD) by NACE Rev. 1.1 activity and type of costs (rd_e_berdcost)

 Business expenditure on R&D (BERD) by size class and source of funds (rd_e_berdsize)


 Intramural R&D expenditure (GERD) by sectors of performance and NUTS 2 regions (rd_e_gerdreg)


R&D personnel at national and regional level (rd_p)


 Total R&D personnel by sectors of performance, occupation and sex (rd_p_persocc)


 Total R&D personnel and researchers by sectors of performance, as % of total labour force and total employment, and(...) (rd_p_perslf)


 Share of female researchers by sectors of performance (rd_p_femres)


 Total R&D personnel and researchers by sectors of performance, educational attainment level (ISCED2011) and sex (rd_p_persqual11)


 Total R&D personnel and researchers by sectors of performance, educational attainment level (ISCED1997) and sex (rd_p_persqual)
















 Total R&D personnel and researchers by sectors of performance, sex and fields of science (rd_p_perssci)






 Researchers in government and higher education sector by age and sex (rd_p_persage)


 Researchers in government and higher education sector by citizenship and sex (rd_p_perscitz)















 Total R&D personnel and researchers in business enterprise sector by NACE Rev. 2 activity and sex (rd_p_bempoccr2)

 Total R&D personnel and researchers in business enterprise sector by NACE Rev. 1.1 activity and sex (rd_p_bempocc)









-  Total R&D personnel and researchers in business enterprise sector by size class and sex (rd_p_perssize)
 -  Total R&D personnel and researchers by sectors of performance, sex and NUTS 2 regions (rd_p_persreg)
-  Total GBAORD by NABS 2007 socio-economic objectives (gba_nabsfin07)
 -  Total GBAORD by NABS 1992 socio-economic objectives (gba_nabsfin92)
 -  Total GBAORD as a % of total general government expenditure (gba_nabste)
 -  Total GBAORD by funding mode (gba_fundmod)
 -  National public funding to transnationally coordinated R&D (gba_tncoor)
-  Basic economic information on the enterprises by NACE Rev. 2 activity and size class (inn_cis10_bas)
 -  Enterprise by administrative state of the enterprise, NACE Rev. 2 activity and size class (inn_cis10_gen)
 -  Enterprises by NACE Rev. 2 activity and size class (inn_cis10_type)
 -  Enterprises by percentage of employees with university education, by NACE Rev. 2 activity and size class (inn_cis10_educ)
 -  Enterprise by place where goods and/or services are sold, and place of largest market in terms of turnover, by NACE(...) (inn_cis10_mrk)
 -  Product and/or process innovative enterprises by type of innovation activity, NACE Rev. 2 activity and size class (inn_cis10_iact)
 -  Expenditures in product and/or process innovative enterprises by area of expenditure, NACE Rev. 2 activity and size(...) (inn_cis10_exp)
 -  Enterprises by intellectual property rights (IPRs) and licensing in the enterprise, NACE Rev. 2 activity and size class (inn_cis10_ipr)
 -  Product and/or process innovative enterprises engaged in co-operation by co-operation partner, NACE Rev. 2 activity(...) (inn_cis10_coop)
 -  Product and/or process innovative enterprises which used information for their innovation activities, by source of (...) (inn_cis10_sou)
 -  Product and/or process innovative enterprises that received public funding for innovation activities by source of f(...) (inn_cis10_pub)
 -  Innovative and non-innovative enterprises by type of business strategy applied, importance of the strategy, NACE Re(...) (inn_cis10_strat)
 -  Enterprises that introduced innovation of specific types by type of the innovation, NACE Rev. 2 activity and size class (inn_cis10_spec)
 -  Product and process innovative enterprises which introduced innovation by type of innovation, innovation developer,(...) (inn_cis10_prod)
 -  Product innovative enterprises that have introduced new or significantly improved products by NACE Rev. 2 activity (...) (inn_cis10_prodn)
 -  Turnover of product innovative enterprises from new or significantly improved products, by NACE Rev. 2 activity and(...) (inn_cis10_prodt)
 -  Product and/or process innovative enterprises that have introduced organisational and/or marketing innovation by ty(...) (inn_cis10_mo)
 -  Innovative enterprises by hampering factor for innovation activities, level of importance of the hampering factor, (...) (inn_cis10_ham)
 -  Non- innovative enterprises by barrier against innovation activities, level of importance of the barrier, NACE Rev.(...) (inn_cis10_noin)
 -  Innovative enterprises whose innovation activities have been affected by legislation or regulations by subject of t(...) (inn_cis10_legist)

-  Innovative enterprises whose innovation activities have been affected, or not affected, by legislation or regulatio(...) (inn_cis10_legis)
-  Enterprise that introduced innovation in logistics by type of innovation, NACE Rev. 2 activity and size class (inn_cis10_login)
-  Enterprises with expenditures for innovation in logistics by size classes of expenditure, NACE Rev. 2 activity and (...) (inn_cis10_logexp)
-  Enterprises that did not introduce innovation in logistics by barrier, NACE Rev. 2 activity and size class (inn_cis10_lognoin)
-  Enterprises which introduced innovations in logistics by reason of the introduction, level of importance of the rea(...) (inn_cis10_loginr)











 Results of the community innovation survey 2014 (CIS2014) (inn_cis9)





























































-  Basic economic information on the enterprises by NACE Rev. 2 activity and size class (inn_cis9_bas)
-  General information on the enterprises by NACE Rev. 2 activity and size class (inn_cis9_gen)
-  Enterprises by main types of innovation, NACE Rev. 2 activity and size class (inn_cis9_type)
-  Enterprises by specific types of innovation, NACE Rev. 2 activity and size class (inn_cis9_spec)
-  Product and process innovative enterprises by NACE Rev. 2 activity and size class (inn_cis9_prod)
-  Innovation activities and expenditures in the enterprises by NACE Rev. 2 activity and size class (inn_cis9_exp)
-  Public funding in the enterprises by NACE Rev. 2 activity and size class (inn_cis9_pub)
-  Types of co-operation of the enterprises by NACE Rev. 2 activity and size class (inn_cis9_coop)
-  Organisational and marketing innovation in product and process innovative enterprises by NACE Rev. 2 activity and s(...) (inn_cis9_mo)
-  Public sector procurement and innovation in the enterprises by NACE Rev. 2 activity and size class (inn_cis9_proc)
-  Intellectual property rights and licensing in the enterprises by NACE Rev. 2 activity and size class (inn_cis9_ipr)
-  Importance of the reasons to not innovate and of the barriers to innovation in the enterprises by NACE Rev. 2 activ(...) (inn_cis9_noin)
-  Environmental benefits due to innovation in the enterprises by NACE Rev. 2 activity and size class (inn_cis9_env)
-  Importance of the drivers to introduce innovations with environmental benefits and procedures to reduce environment(...) (inn_cis9_ecodr)






















































































 Results of the community innovation survey 2012 (CIS2012) (inn_cis8)

-  Basic economic information on the enterprises by NACE Rev. 2 activity and size class (inn_cis8_bas)
-  General information on the enterprises by NACE Rev. 2 activity and size class (inn_cis8_gen)
-  Enterprises by main types of innovation, NACE Rev. 2 activity and size class (inn_cis8_type)
-  Enterprises by specific types of innovation, NACE Rev. 2 activity and size class (inn_cis8_spec)
-  Product and process innovative enterprises by NACE Rev. 2 activity and size class (inn_cis8_prod)
-  Innovation activities and expenditures in 2012 in the enterprises by NACE Rev. 2 activity and size class (inn_cis8_exp)
-  Public funding in the enterprises by NACE Rev. 2 activity and size class (inn_cis8_pub)
-  Sources of information for enterprises - as highly important and not used - by NACE Rev. 2 activity and size class (inn_cis8_sou)








-   ZIP Types of co-operation of the enterprises by NACE Rev. 2 activity and size class (inn_cis8_coop)
-   ZIP Methods for maintaining or increasing the competitiveness in the enterprises - as highly important and not used - b(...) (inn_cis8_comp)
-   ZIP Organisational and marketing innovation in product and process innovative enterprises by NACE Rev. 2 activity and s(...) (inn_cis8_mo)
-   ZIP Public sector procurement and innovation in the enterprises by NACE Rev. 2 activity and size class (inn_cis8_proc)
-   ZIP Goals of innovative and non-innovative enterprises - as highly important and not relevant - by NACE Rev. 2 activity(...) (inn_cis8_goals)
-   ZIP Strategies of innovative and non-innovative enterprises - as highly important and not relevant - by NACE Rev. 2 act(...) (inn_cis8_strat)
-   ZIP Obstacles of innovative and non-innovative enterprises - as highly important and not relevant - by NACE Rev. 2 acti(...) (inn_cis8_obst)
-  Results of the community innovation survey 2010 (CIS2010) (inn_cis7)
 -   ZIP Basic economic information on the enterprises (inn_cis7_bas)
 -   ZIP General information about the enterprises (inn_cis7_gen)
 -   ZIP Enterprises by type of innovation (inn_cis7_type)
 -   ZIP Product and process innovation (inn_cis7_prod)
 -   ZIP Innovation activities and expenditures in 2010 (inn_cis7_exp)
 -   ZIP Public funding for innovation activities (inn_cis7_pub)
 -   ZIP Highly important sources of information for product and process innovation (inn_cis7_sou)
 -   ZIP Types of co-operation partner for product and process innovation (inn_cis7_coop)
 -   ZIP Highly important objectives for product and process innovation (inn_cis7_objj)
 -   ZIP Hampered innovation activities (inn_cis7_ham)
 -   ZIP Organisational and marketing innovation (inn_cis7_mo)
 -   ZIP Implementation type of a new organisational method (inn_cis7_ortype)
 -   ZIP Highly important objectives for organisational innovation (inn_cis7_orobj)
 -   ZIP Implementation type of a new marketing method (inn_cis7_mktype)
 -   ZIP Highly important objectives for marketing innovation (inn_cis7_mkobjj)
 -   ZIP In-house and external skills available in the enterprises (inn_cis7_csk)
 -   ZIP Methods stimulating new ideas or creativity (inn_cis7_sucmet)
-  Results of the community innovation survey 2008 (CIS2008) (inn_cis6)
 -   ZIP General information about the enterprises (inn_cis6_gen)
 -   ZIP Basic economic information on the enterprises (inn_cis6_bas)
 -   ZIP Enterprises by type of innovation activity (inn_cis6_type)
 -   ZIP Product and process innovation (inn_cis6_prod)
 -   ZIP Innovation activity and expenditure in 2008 (inn_cis6_exp)
 -   ZIP Public funding of innovation (inn_cis6_pub)
 -   ZIP Highly important source of information for innovation during 2006-2008 (inn_cis6_sou)
 -   ZIP Innovation co-operation during 2006-2008 (inn_cis6_coop)
 -   ZIP Highly important innovation objectives during 2006-2008 (inn_cis6_objj)
 -   ZIP Organisational and marketing innovations (inn_cis6_mo)
 -   ZIP Implementation type of a new organisational method (inn_cis6_ortype)
 -   ZIP Highly important objectives of organisational innovation (inn_cis6_orobj)
 -   ZIP Implementation type of a new marketing method (inn_cis6_mktype)
 -   ZIP Highly important objectives of marketing innovation (inn_cis6_mkobjj)
 -   ZIP Innovations with environmental benefits (inn_cis6_eco)
 -   ZIP Motivation to introduce an environmental innovation (inn_cis6_ecomot)
 -   ZIP Enterprises with procedures in place to regularly identify and reduce environmental impacts (inn_cis6_ecopro)

-  Results of the community innovation survey 2006 (CIS2006) (inn_cis5)
 -  ZIP General information about the enterprises (inn_cis5_gen)
 -  ZIP Basic economic information on the enterprises (inn_cis5_bas)
 -  ZIP Product and process innovation (inn_cis5_prod)
 -  ZIP Innovation activity and expenditure in 2006 (inn_cis5_exp)
 -  ZIP Highly important effects of innovation during 2004-2006 (inn_cis5_eff)
 -  ZIP Public funding of innovation (inn_cis5_pub)
 -  ZIP Innovation co-operation during 2004-2006 (inn_cis5_coop)
 -  ZIP Highly important source of information for innovation during 2004-2006 (inn_cis5_sou)
 -  ZIP Hampered innovation activities (inn_cis5_ham)
 -  ZIP Patents and other protection methods (inn_cis5_pat)
 -  ZIP Organisational and marketing innovations (inn_cis5_mo)
 -  ZIP Highly important effects of organisational innovation (inn_cis5_oref)
-  Results of the fourth community innovation survey (CIS4) (inn_cis4)
 -  ZIP General information about the enterprises (inn_cis4_gen)
 -  ZIP Basic economic information on the enterprises (inn_cis4_bas)
 -  ZIP Product and process innovation (inn_cis4_prod)
 -  ZIP Innovation activity and expenditure in 2004 (inn_cis4_exp)
 -  ZIP Highly important effects of innovation during 2002-2004 (inn_cis4_eff)
 -  ZIP Public funding of innovation (inn_cis4_pub)
 -  ZIP Innovation co-operation during 2002-2004 (inn_cis4_coop)
 -  ZIP Highly important source of information for innovation during 2002-2004 (inn_cis4_sou)
 -  ZIP Hampered innovation activities (inn_cis4_ham)
 -  ZIP Patents and other protection methods (inn_cis4_pat)
 -  ZIP Organisational and marketing innovations (inn_cis4_mo)
 -  ZIP Highly important effects of organisational innovation (inn_cis4_oref)
-  Results of the third community innovation survey (CIS3) (inn_cis3)
 -  ZIP General information about the enterprises (inn_gen)
 -  ZIP Basic economic information on the enterprises (inn_bas)
 -  ZIP Product and process innovation (inn_prod)
 -  ZIP Innovation activity and expenditure in 2000 (inn_exp)
 -  ZIP Intramural R&D (inn_ird)
 -  ZIP Effects of innovation during 1998-2000 (inn_eff)
 -  ZIP Innovation co-operation during 1998-2000 in absolute value (inn_coab)
 -  ZIP Innovation co-operation during 1998-2000 in percentage (inn_copc)
 -  ZIP Public funding of innovation (inn_pub)
 -  ZIP Source of information for innovation during 1998-2000 (inn_sou)
 -  ZIP Hampered innovation activities (inn_ham)
 -  ZIP Patents and other protection methods (inn_pat)
 -  ZIP Other important strategic and organizational changes (inn_cha)
 -  ZIP The European Innovation scoreboard indicators (inn_sco)
-  Results of the second community innovation survey (CIS2) (inn_cis2)
 -  I. General information on the surveyed population (inn_c1)
 -  ZIP Enterprises in the population and realised sample, by NACE Rev. 1.1 (inn_c11)
 -  ZIP Enterprises in the population and realised sample, by size class (inn_c12)
 -  ZIP Enterprises in the population and realised sample in manufacturing sector, by sector of technology (inn_c13)
 -  II. Enterprises with innovation activity (inn_c2)
 -  ZIP Number of enterprises with innovation activity, by NACE Rev. 1.1 (inn_c211)
 -  ZIP Number of enterprises with innovation activity, by size class (inn_c212)

-   ZIP Number of enterprises with innovation activity in manufacturing sector, by sector of technology (inn_c213)
-   ZIP Innovating firms' level of export intensity, by size class (inn_c214)
-   ZIP Innovating firms' type (independent or non-independent), by size class (inn_c215)
-   ZIP Who developed the innovation activity? - by NACE Rev. 1.1 (inn_c221)
-   ZIP Who developed the innovation activity? - by size class (inn_c222)
-  III. Turnover due to innovative products (in millions of ECUs) (inn_c3)
 -   ZIP Turnover due to innovating products, by NACE Rev. 1.1 (inn_c31)
 -   ZIP Turnover due to innovating products, by size class (inn_c32)
 -   ZIP Turnover due to innovating products in manufacturing sector, by sector of technology (inn_c33)
-  IV. Innovation expenditures (in millions of ECUs) (inn_c4)
 -   ZIP Innovation intensity, by NACE Rev. 1.1 (inn_c411)
 -   ZIP Innovation intensity, by size class (inn_c412)
 -   ZIP Innovation intensity in manufacturing sector, by sector of technology (inn_c413)
 -   ZIP Innovation expenditures, by NACE Rev. 1.1 (inn_c421)
 -   ZIP Innovation expenditures, by size class (inn_c422)
-  V. Research and development (inn_c5)
 -   ZIP Type of innovating firms' engagement in R&D, by NACE Rev. 1.1 (inn_c511)
 -   ZIP Type of innovating firms' engagement in R&D, by size class (inn_c512)
 -   ZIP Innovating firms' level of R&D intensity, by size class (inn_c521)
-  VI. Objectives of innovation (inn_c6)
 -   ZIP Number of innovating enterprises considering the following objectives as very important, by NACE Rev. 1.1 (inn_c611)
 -   ZIP Number of innovating enterprises considering the following objectives as very important, by size class (inn_c612)
 -   ZIP Number of innovating enterprises considering the different listed objectives as not relevant, by NACE Rev. 1.1 (inn_c621)
 -   ZIP Number of innovating enterprises considering the different listed objectives as not relevant, by size class (inn_c622)
-  VII sources of information for innovation (inn_c7)
 -   ZIP Number of innovating enterprises considering the listed sources of information as very important by NACE Rev. 1.1 (inn_c711)
 -   ZIP Number of innovating enterprises considering the listed sources of information as very important, by size class (inn_c712)
 -   ZIP Number of innovating enterprises considering the listed sources of information as not relevant by NACE Rev. 1.1 (inn_c721)
 -   ZIP Number of innovating enterprises considering the listed sources of information as not relevant, by size class (inn_c722)
-  VIII. Cooperation in innovation activity (inn_c8)
 -   ZIP Number of innovating enterprises with innovation cooperation, by NACE Rev. 1.1 (inn_c811)
 -   ZIP Number of innovating enterprises with innovation cooperation, by size class (inn_c812)
 -   ZIP Type of partner chosen, by NACE Rev. 1.1 (inn_c821)
 -   ZIP Type of partner chosen, by size class (inn_c822)
 -   ZIP Location of partner, by NACE Rev. 1.1 (inn_c831)
 -   ZIP Location of partner, by size class (inn_c832)
-  IX. Factors hampering innovation (inn_c9)
 -   ZIP Number of innovating enterprises with progress problems, by NACE Rev. 1.1 (inn_c911)
 -   ZIP Number of innovating enterprises with progress problems, by size class (inn_c912)
 -   ZIP Hampering factors for innovating enterprises with seriously delayed projects, by NACE Rev. 1.1 (inn_c921)












































-    Hampering factors for innovating enterprises with seriously delayed projects, by size class (inn_c922)
-    Hampering factors for innovating enterprises with abolished projects, by NACE Rev. 1.1 (inn_c931)
-    Hampering factors for innovating enterprises with abolished projects, by size class (inn_c932)
-    Hampering factors for innovating enterprises with not even started projects, by NACE Rev. 1.1 (inn_c941)
-    Hampering factors for innovating enterprises with not even started projects, by size class (inn_c942)
-  X. Government support and patent application (inn_c10)
 -    Number of innovating enterprises supported by government, by NACE Rev. 1.1 (inn_c1011)
 -    Number of innovating enterprises supported by government, by size class (inn_c1012)
 -    Number of innovating enterprises having applied for a patent, by NACE Rev. 1.1 (inn_c1021)
 -    Number of innovating enterprises having applied for a patent, by size class (inn_c1022)
-    Results of the first community innovation light survey 2002/2003 (CIS light) (inn_cisl)
-  High-tech industry and knowledge-intensive services (htec)
 -  Economic data on high-tech industry and knowledge-intensive services (HTEC) (htec_eco)
 -  Business statistics in HTEC sectors (htec_eco_bs)
 -    Enterprises in high-tech sectors by NACE Rev.2 activity (htec_eco_ent2)
 -    Enterprises in high-tech sectors by NACE Rev.1.1 activity (htec_eco_ent)
 -    Economic data in high-tech sectors by NACE Rev.2 activity (htec_eco_sbs2)
 -    Economic data in high-tech sectors by NACE Rev.1.1 activity (htec_eco_sbs)
 -  Trade in HTEC sectors (htec_eco_trd)
 -    Total high-tech trade in million euro and as a percentage of total (from 2007, SITC Rev. 4) (htec_trd_tot4)
 -    High-tech trade by high-tech group of products in million euro (from 2007, SITC Rev. 4) (htec_trd_group4)
 -    High-tech exports - Exports of high technology products as a share of total exports (from 2007, SITC Rev. 4) (htec_si_exp4)
 -  Employment in high-tech industry and knowledge-intensive services (HTEC) (htec_emp)
 -  Employment in HTEC sectors at national level (htec_emp_n)
 -    Employment statistics on high-tech industries and Knowledge Intensive Services at the national level (from 2008 onw(...)) (htec_emp_sbs2)
 -    Employment statistics on high-tech industries and Knowledge Intensive Services at the national level (1995-2007, NA(...)) (htec_emp_sbs)
 -    Employment in technology and knowledge-intensive sectors at the national level, by sex (from 2008 onwards, NACE Rev. 2) (htec_emp_nat2)
 -    Employment in technology and knowledge-intensive sectors at the national level, by sex (1994-2008, NACE Rev. 1.1) (htec_emp_nat)
 -    Employment in technology and knowledge-intensive sectors at the national level, by type of occupation (from 2008 on(...)) (htec_emp_nisco2)
 -    Employment in technology and knowledge-intensive sectors at the national level, by type of occupation (1994-2008, N(...)) (htec_emp_nisco)
 -    Employment in technology and knowledge-intensive sectors at the national level, by level of education (from 2008 on(...)) (htec_emp_niscd2)
 -    Employment in technology and knowledge-intensive sectors at the national level, by level of education (1994-2008, N(...)) (htec_emp_niscd)
 -    Employed HRST by category, age and NACE Rev. 2 activity (from 2008 onwards) (hrst_st_nsec2)

-  Employed HRST by category, age and NACE Rev. 1.1 activity (1994-2007) (hrst_st_nsec)
 -  Employed HRST by category, sex, age and NACE Rev. 2 activity (from 2008 onwards) (hrst_st_nsecsex2)
 -  Employed HRST by category, sex, age and NACE Rev. 1.1 activity (1994-2007) (hrst_st_nsecsex)
 -  Employment in HTEC sectors at regional level (htec_emp_r)
 -  Employment in technology and knowledge-intensive sectors by NUTS 2 regions and sex (from 2008 onwards, NACE Rev. 2) (htec_emp_reg2)
 -  Employment in technology and knowledge-intensive sectors by NUTS 2 regions and sex (1994-2008, NACE Rev. 1.1) (htec_emp_reg)
 -  Employment in technology and knowledge-intensive sectors by NUTS 1 regions and type of occupation (from 2008 onward(...)) (htec_emp_risco2)
 -  Employment in technology and knowledge-intensive sectors by NUTS 1 regions and type of occupation (1994-2008, NACE (...)) (htec_emp_risco)
 -  Employment in technology and knowledge-intensive sectors by NUTS 1 regions and level of education (from 2008 onward(...)) (htec_emp_riscd2)
 -  Employment in technology and knowledge-intensive sectors by NUTS 1 regions and level of education (1994-2008, NACE (...)) (htec_emp_riscd)
 -  Employed HRST by category, NACE Rev. 2 activity and NUTS 1 regions (from 2008 onwards) (hrst_st_rsec2)
 -  Employed HRST by category, NACE Rev. 1.1 activity and NUTS 1 regions (1994 - 2007) (hrst_st_rsec)
 -  Knowledge intensive activities (htec_kia)
 -  Annual data on employment in knowledge-intensive activities at the national level, by sex (from 2008 onwards, NACE (...)) (htec_kia_emp2)
 -  Annual data on employment in knowledge-intensive activities at the national level, by sex (until 2008, NACE Rev. 1.1) (htec_kia_emp)
 -  Science and technology in high-tech industry and knowledge-intensive services (HTEC) (htec_sti)
 -  Research and development (R&D) in HTEC sectors (htec_sti_rd)
 -  Business enterprise R&D expenditure in high-tech sectors - NACE Rev. 2 (htec_sti_exp2)
 -  Business enterprise R&D expenditure in high-tech sectors - NACE Rev. 1.1 (htec_sti_exp)
 -  Business enterprise R&D personnel in high-tech sectors - NACE Rev. 2 (htec_sti_pers2)
 -  Business enterprise R&D personnel in high-tech sectors - NACE Rev. 1.1 (htec_sti_pers)
 -  Innovation in HTEC sectors (htec_sti_cis)
 -  Innovation in high-tech sectors (CIS 2008, CIS 2010, CIS 2012), EU Member States and selected countries (htec_cis6)
 -  Innovation in high-tech sectors (CIS 2006), EU Member States and selected countries (htec_cis5)
 -  Innovation in high-tech sectors (CIS 2004), EU Member States and selected countries (htec_cis4)
 -  Innovation in high-tech sectors in SMEs (CIS3), EU Member States and selected countries (htec_cis3)
 -  Results of the first community innovation light survey 2002/2003 (CIS light) (inn_cisl)
 -  Patents in HTEC sectors (htec_sti_pat)
 -  High-tech patent applications to the EPO by priority year (pat_ep_ntec)
 -  High-tech patent applications to the EPO by priority year by NUTS 3 regions (pat_ep_rtec)
 -  Human Resources in Science & Technology (hrst)
 -  Stocks of HRST at national and regional levels (hrst_st)
 -  Data on HRST at national level (hrst_st_nat)
 -  HRST by category, sex and age (hrst_st_ncat)












































-  Employed HRST by category, age and occupation (hrst_st_nocc)
-  Employed HRST by category, age and NACE Rev. 1.1 activity (1994-2007) (hrst_st_nsec)
-  Employed HRST by category, age and NACE Rev. 2 activity (from 2008 onwards) (hrst_st_nsec2)
-  Employed HRST by category, sex, age and NACE Rev. 1.1 activity (1994-2007) (hrst_st_nsecsex)
-  Employed HRST by category, sex, age and NACE Rev. 2 activity (from 2008 onwards) (hrst_st_nsecsex2)
-  HRST with tertiary education by sex, age and field of education (hrst_st_nfiesex)
-  HRST with tertiary education by age and field of education (hrst_st_nfieage)
-  Employed HRST with tertiary education by age, field of education and occupation (hrst_st_nfieocc)
-  Unemployed persons by HRST category and sex (hrst_st_nunesex)
-  Unemployed persons by HRST category and age (hrst_st_nuneage)
-  Data on HRST at regional level (hrst_st_reg)
 -  HRST by category and NUTS 2 regions (hrst_st_rcat)
 -  HRST by category, sex and NUTS 1 regions (hrst_st_rsex)
 -  HRST by category, age and NUTS 1 regions (hrst_st_rage)
 -  Employed HRST by category, NACE Rev. 1.1 activity and NUTS 1 regions (1994 - 2007) (hrst_st_rsec)
 -  Employed HRST by category, NACE Rev. 2 activity and NUTS 1 regions (from 2008 onwards) (hrst_st_rsec2)
-  Flows of HRST at national level (hrst_fl)
 -  Data on real and potential inflows of HRST into the HRST stocks (hrst_fl_te)
 -  Graduates by education level, programme orientation, sex and field of education (educ_uoe_grad02)
 -  Students enrolled in tertiary education by education level, programme orientation, sex and field of education (educ_uoe_enrt03)
 -  Mobile students from abroad enrolled by education level, sex and field of education (educ_uoe_mobs01)
 -  Graduation from tertiary education (ISCED 1997) by sex, level and field of education (hrst_fl_tegrad)
 -  Participation in tertiary education (ISCED 1997) by sex, level and field of education (hrst_fl_tepart)
 -  Participation of foreign students in tertiary education (ISCED 1997) by field of education (hrst_fl_tefor)
 -  Data on job-to-job mobility of HRST (hrst_fl_mob)
 -  Job-to-job mobility of HRST by sex (hrst_fl_mobsex)
 -  Job-to-job mobility of HRST by age (hrst_fl_mobage)
 -  Job-to-job mobility of HRST by NACE Rev. 1.1 activity (1996-2008) (hrst_fl_mobsect)
 -  Job-to-job mobility of HRST by NACE Rev. 2 activity (from 2008 onwards) (hrst_fl_mobsect2)
-  Intellectual property rights (ipr)
 -  Patent (pat)
 -  Patent applications to the European patent office (EPO) by priority year (pat_epo)
 -  Patent applications to the EPO by priority year at the national level (pat_epo_nat)
 -  Patent applications to the EPO by priority year (pat_ep_ntot)
 -  Patent applications to the EPO by priority year by international patent classification (IPC) sections and classes (pat_ep_nipc)
 -  High-tech patent applications to the EPO by priority year (pat_ep_ntec)

















































-  Patent applications to the EPO by priority year by institutional sector (pat_ep_nic)
-  Patent applications to the EPO by priority year by NACE Rev. 2 activity (pat_ep_nnac2)
-  Patent cooperation treaty (PCT) applications designated to the EPO by priority year by international patent classif(...) (pat_ep_npct)
-  Patent applications to the EPO by priority year at the regional level (pat_epo_reg)
 -  Patent applications to the EPO by priority year by NUTS 3 regions (pat_ep_rtot)
 -  Patent applications to the EPO by priority year by NUTS 3 regions, international patent classification (IPC) sectio(...) (pat_ep_ripc)
 -  High-tech patent applications to the EPO by priority year by NUTS 3 regions (pat_ep_rtec)
-  Ownership of inventions in EPO applications at national level (pat_epo_own)
 -  Patent applications to the EPO with foreign co-inventors, by priority year (pat_ep_nptn)
-  European and international co-patenting in EPO applications at national and EU level (pat_epo_cop)
 -  Co-patenting at the EPO according to applicants'/inventors' country of residence - number (pat_ep_cp)
 -  EU co-patenting at the EPO according to applicants'/ inventors' country of residence by international patent classifi(...) (pat_ep_ipc)
-  Triadic patent families by earliest priority year at the national level (pat_triadic)
 -  Triadic patent families by earliest priority year (pat_td_ntot)
-  European Union trade marks (EUTM) (ipr_t)
 -  European Union trade mark (EUTM) applications by receive year (ipr_ta)
 -  European Union trade mark (EUTM) applications (ipr_ta_tot)
 -  European Union trade mark (EUTM) applications by class (Nice classification) (ipr_ta_cl)
 -  European Union trade mark (EUTM) applications by number of classes (ipr_ta_cln)
 -  European Union trade mark (EUTM) applications by nature of the trade mark (ipr_ta_ntr)
 -  European Union trade mark (EUTM) applications by type of the trade mark (ipr_ta_typ)
 -  European Union trade marks (EUTM) by status of the application (ipr_ta_sta)
 -  European Union trade mark (EUTM) applications per billion GDP (ipr_ta_gdp)
 -  European Union trade mark (EUTM) applications per million population (ipr_ta_pop)
 -  European Union trade mark (EUTM) applications by NUTS 3 regions (ipr_ta_reg)
 -  European Union trade mark (EUTM) applications per billion GDP by NUTS 3 regions (ipr_ta_gdpr)
 -  European Union trade mark (EUTM) applications per million population by NUTS 3 regions (ipr_ta_popr)
-  Community design (CD) (ipr_d)
 -  Applications filled for the registration of one or more Community designs (CD) by receive year (ipr_da)
 -  Community design (CD) applications (ipr_da_tot)
 -  Community design (CD) applications by type of design (ipr_da_typ)
 -  Community design (CD) applications per billion GDP (ipr_da_gdp)
 -  Community design (CD) applications per million population (ipr_da_pop)
 -  Community design (CD) applications by NUTS 3 regions (ipr_da_reg)
 -  Community design (CD) applications per billion GDP by NUTS 3 regions (ipr_da_gdpr)
 -  Community design (CD) applications per million population by NUTS 3 regions (ipr_da_popr)
 -  Community design (CD) filed in applications by receive year (ipr_dfa)
 -  Community designs (CD) filed (ipr_dfa_tot)
 -  Community designs (CD) by NUTS 3 regions (ipr_dfa_reg)
-  Registered Community designs (RCD) by registration year (ipr_dr)
 -  Registered Community designs (RCD) (ipr_dr_tot)


- ZIP Percentage of the ICT sector in GDP (isoc_bde15ag)
 - ZIP Percentage of the ICT personnel in total employment (isoc_bde15ap)
 - ZIP Percentage change of value added by ICT sector at current prices (isoc_bde15av)
 - ZIP Business expenditure on R&D (BERD) in ICT sector as % of total R&D expenditure by NACE Rev. 2 activity (isoc_bde15ar2)
 - ZIP R&D personnel in ICT sector as % of total R&D personnel by NACE Rev. 2 activity (isoc_ic_biper2)
 - ZIP Annual enterprise statistics for special aggregates of activities (NACE Rev. 2) (sbs_na_sca_r2)
 - ZIP Business demography by legal form (from 2004 onwards, NACE Rev. 2) (bd_9ac_l_form_r2)
 - ZIP Employer business demography by legal form (from 2004 onwards, NACE Rev. 2) (bd_9eg_l_form_r2)
 - ZIP Employer business demography by size class (from 2004 onwards, NACE Rev. 2) (bd_9fh_sz_cl_r2)
 - ZIP Business demography by size class (from 2004 onwards, NACE Rev. 2) (bd_9bd_sz_cl_r2)
 - ZIP Indicators with growth by 20% or more (from 2008 onwards, NACE Rev. 2) (bd_9n_r2)
 - ZIP Cross-classification of fixed assets by industry and by asset (stocks) (nama_10_nfa_st)
- Digital economy and society - historical data (isoc_h)
 - Individuals - use of cloud computing services (2014) (isoc_ci_cci)
 - ZIP Problems experienced when using cloud services (isoc_cicci_pb)
 - ZIP Awareness about cloud services and reasons for non-use (isoc_cicci_awobs)
 - Individuals - mobile use of the internet (2012) (isoc_ci_mobi)
 - ZIP Devices used for mobile connection to the internet (isoc_cimobi_dev)
 - ZIP Frequency of mobile internet use (isoc_cimobi_frq)
 - ZIP Purpose of mobile internet use (isoc_cimobi_purp)
 - ZIP Problems encountered when using mobile internet (isoc_cimobi_prb)
 - ZIP Reasons for not using mobile internet (isoc_cimobi_rux)
 - ZIP Individuals - places of computer use (isoc_ci_cfp_pu)
 - ZIP Consumers' behaviour related to online purchases (2016) (isoc_ec_ibhv)
 - ZIP Most recent training course on computer use (isoc_sk_rtc_i)
 - ZIP Reasons for not having taken a computer course (isoc_sk_rnct_i)
 - Benchmarking indicators 2011-2015 (isoc_pi)
 - Benchmarking digital Europe: key performance indicators (isoc_pibdek)
 - ZIP Digital single market - promoting e-commerce for individuals (isoc_bdek_smi)
 - ZIP Digital single market - promoting e-commerce for businesses (isoc_bdek_sme)
 - ZIP Digital inclusion - individuals (isoc_bdek_di)
 - ZIP Public services - individuals (isoc_bdek_ps)
 - Benchmarking digital Europe: 2011-2015 indicators (isoc_pibde15)
 - Broadband and connectivity (isoc_bde15b)
 - ZIP Broadband and connectivity - households (isoc_bde15b_h)
 - ZIP Broadband and connectivity - individuals (isoc_bde15b_i)
 - ZIP Broadband and connectivity - persons employed (isoc_bde15b_p)
 - ZIP Broadband and connectivity - enterprises (isoc_bde15b_e)
 - ICT usage by individuals (isoc_bde15c)
 - ZIP Internet use and activities (isoc_bde15cua)
 - ZIP E-banking and e-commerce (isoc_bde15cbc)
 - ZIP E-skills (isoc_bde15csk)
 - ICT usage by enterprises (isoc_bde15d)
 - ZIP Integration of internal processes (isoc_bde15dip)

























-  Integration with customers/suppliers and SCM (isoc_bde15disc)
 -  Key technologies for the internet of things (isoc_bde15dth)
 -  E-commerce, customer relation management (CRM) and secure transactions (isoc_bde15dec)
 -  E-public services (isoc_bde15e)
 -  Individuals using the internet for interacting with public authorities (isoc_bde15ei)
 -  Enterprises using the internet for interacting with public authorities (isoc_bde15ee)
-  Tables by themes (tb)
 -  General and regional statistics (t_general)
 -  Regional statistics (t_reg)
 -  Regional agriculture statistics (t_reg_agr)
 -  Animal populations by NUTS 2 regions (tgs00045)
 -  Production of cow's milk on farms by NUTS 2 regions (tgs00046)
 -  Regional demographic statistics (t_reg_dem)
 -  Population on 1 January (tps00001)
 -  Population change by NUTS 2 region - Crude rates of total change, natural change and net migration plus adjustment (tgs00099)
 -  Population density by NUTS 2 region (tgs00024)
 -  Total and land area by NUTS 2 region (tgs00002)
 -  Population on 1 January by NUTS 2 region (tgs00096)
 -  Live births by NUTS 2 region (tgs00097)
 -  Deaths by NUTS 2 region (tgs00098)
 -  Total fertility rate by NUTS 2 region (tgs00100)
 -  Life expectancy at birth by sex and NUTS 2 region (tgs00101)
 -  Regional economic accounts - ESA 2010 (t_reg_eco)
 -  Regional gross domestic product by NUTS 2 regions - million EUR (tgs00003)
 -  Regional gross domestic product (million PPS) by NUTS 2 regions (tgs00004)
 -  Regional gross domestic product (PPS per inhabitant) by NUTS 2 regions (tgs00005)
 -  Regional gross domestic product (PPS per inhabitant in % of the EU27 (from 2020) average) by NUTS 2 regions (tgs00006)
 -  Real growth rate of regional gross value added (GVA) at basic prices by NUTS 2 regions (tgs00037)
 -  Disposable income of private households by NUTS 2 regions (tgs00026)
 -  Primary income of private households by NUTS 2 regions (tgs00036)
 -  Regional education statistics (t_reg_educ)
 -  Tertiary educational attainment, age group 30-34 by sex and NUTS 1 regions (tgs00105)
 -  Tertiary educational attainment, age group 25-64 by sex and NUTS 2 regions (tgs00109)
 -  Early leavers from education and training by sex and NUTS 1 regions (tgs00106)
 -  Regional science and technology statistics (t_reg_sct)
 -  Human resources in science and technology (HRST) by NUTS 2 regions (tgs00038)
 -  Employment in high-tech sectors by NUTS 2 regions (tgs00039)
 -  Patent applications to the European patent office (EPO) by priority year by NUTS 2 regions (tgs00040)
 -  High-tech patent applications to the European patent office (EPO) by priority year by NUTS 2 regions (tgs00041)
 -  Intramural R&D expenditure (GERD) by NUTS 2 regions (tgs00042)
 -  Researchers, all sectors by NUTS 2 regions (tgs00043)
 -  Regional health statistics (t_reg_hlth)
 -  All causes of death by NUTS 2 regions (tgs00057)
 -  Death due to cancer by NUTS 2 regions (tgs00058)


-   ZIP Death due to ischaemic heart diseases by NUTS 2 regions (tgs00059)
-   ZIP Death due to accidents by NUTS 2 regions (tgs00060)
-   ZIP Death due to transport accidents by NUTS 2 regions (tgs00061)
-   ZIP Physicians or doctors by NUTS 2 regions (tgs00062)
-   ZIP Dentists by NUTS 2 regions (tgs00063)
-   ZIP Available beds in hospitals by NUTS 2 regions (tgs00064)
-  Regional tourism statistics (t_reg_tour)
 -   ZIP Nights spent at tourist accommodation establishments by NUTS 2 regions (tgs00111)
 -   ZIP Number of establishments and bed-places by NUTS 2 regions (tgs00112)
-  Regional transport statistics (t_reg_tran)
 -   ZIP Maritime transport of passengers by NUTS 2 regions (tgs00075)
 -   ZIP Maritime transport of freight by NUTS 2 regions (tgs00076)
 -   ZIP Air transport of passengers by NUTS 2 regions (tgs00077)
 -   ZIP Air transport of freight by NUTS 2 regions (tgs00078)
 -   ZIP Rail network by NUTS 2 regions (tgs00113)
 -   ZIP Motorways network by NUTS 2 regions (tgs00114)
-  Regional labour market statistics (t_reg_lmk)
 -   ZIP Employment rate of the age group 15-64 by NUTS 2 regions (tgs00007)
 -   ZIP Employment rate of the age group 55-64 by NUTS 2 regions (tgs00054)
 -   ZIP Employment rate of the age group 20-64 by NUTS 2 regions (tgs00102)
 -   ZIP Unemployment rate by NUTS 2 regions (tgs00010)
 -   ZIP Long-term unemployment rate (12 months and more) by NUTS 2 regions (tgs00053)
-  Regional digital economy and society (t_reg_isoc)
 -   ZIP Households that have internet access at home by NUTS 2 regions (tgs00047)
 -   ZIP Households that have broadband access by NUTS 2 regions (tgs00048)
 -   ZIP Percentage of households with broadband access in relation to households with internet access, by NUTS 2 regions (tgs00049)
 -   ZIP Individuals regularly using the internet by NUTS 2 regions (tgs00050)
 -   ZIP Individuals who have never used a computer by NUTS 2 regions (tgs00051)
 -   ZIP Individuals who ordered goods or services over the internet for private use in the last year by NUTS 2 regions (tgs00052)
-  Regional poverty and social exclusion statistics (t_reg_ilc)
 -   ZIP At-risk-of-poverty rate by NUTS 2 regions (tgs00103)
 -   ZIP Severe material deprivation rate by NUTS 2 regions (tgs00104)
 -   ZIP People at risk of poverty or social exclusion by NUTS 2 regions (tgs00107)
 -   ZIP People living in households with very low work intensity by NUTS 2 regions (population aged 0 to 59 years) (tgs00108)
-  Non EU countries (t_noneu)
 -  Candidate countries and potential candidates (t_cpc)
 -   ZIP Total population, Candidate countries and potential candidates (tgs00027)
 -   ZIP Gross domestic product, Candidate countries and potential candidates (tgs00028)
-  Land cover and land use, landscape (LUCAS) (t_lan)
 -   ZIP Productivity of artificial land (t2020_rd100)
 -   ZIP Built-up areas (t2020_rd110)
-  Economy and finance (t_economy)
 -  National accounts (including GDP) (t_na10)
 -  Annual national accounts (t_nama10)
 -  Main GDP aggregates (t_nama_10_ma)
 -   ZIP Gross domestic product at market prices (tec00001)
 -   ZIP Compensation of employees (tec00013)







-  Taxes on production and imports less subsidies (tec00016)
-  Final consumption expenditure of households and non-profit institutions serving households (tec00009)
-  Final consumption expenditure of general government (tec00010)
-  Gross fixed capital formation (investments) (tec00011)
-  Goods and services, imports and exports (tec00110)
-  GDP per capita in PPS (tec00114)
-  Real GDP growth rate - volume (tec00115)
-  Exports of goods and services in % of GDP (tet00003)
-  Imports of goods and services in % of GDP (tet00004)
-  Auxiliary indicators (population, GDP per capita and productivity) (t_nama_10_aux)
 -  Real GDP per capita (sdg_08_10)
 -  Nominal labour productivity per person employed (ESA 2010) (tec00116)
 -  Nominal unit labour cost growth - (ESA 2010) (tec00130)
-  Basic breakdowns of main GDP aggregates and employment (by industry and by assets) (t_nama_10_bbr)
 -  Employment, domestic concept - Total (tec00112)
-  Detailed breakdowns of main GDP aggregates (by industry and consumption purpose) (t_nama_10_dbr)
 -  Final consumption expenditure of households, by consumption purpose (tec00134)
-  Regional economic accounts - ESA 2010 (t_nama_10reg)
 -  Regional gross domestic product by NUTS 2 regions - million EUR (tgs00003)
 -  Regional gross domestic product (million PPS) by NUTS 2 regions (tgs00004)
 -  Regional gross domestic product (PPS per inhabitant) by NUTS 2 regions (tgs00005)
 -  Regional gross domestic product (PPS per inhabitant in % of the EU27 (from 2020) average) by NUTS 2 regions (tgs00006)
 -  Real growth rate of regional gross value added (GVA) at basic prices by NUTS 2 regions (tgs00037)
 -  Disposable income of private households by NUTS 2 regions (tgs00026)
 -  Primary income of private households by NUTS 2 regions (tgs00036)
-  Quarterly national accounts (t_namq_10)
 -  Main GDP aggregates (t_namq_10_ma)
 -  Gross domestic product, current prices (teina010)
 -  Final consumption expenditure of households and NPISH, current prices (teina020)
 -  Government final consumption expenditure, current prices (teina030)
 -  Gross fixed capital formation, current prices (teina040)
 -  Gross domestic product, volumes (teina011)
 -  Final consumption expenditure of households and NPISH, volumes (teina021)
 -  Government final consumption expenditure, volumes (teina031)
 -  Gross fixed capital formation, volumes (teina041)
 -  External balance of goods and services, current prices (teina050)
 -  GDP deflator (teina110)
 -  Basic breakdowns of main GDP aggregates and employment (by industry and assets) (t_namq_10_bbr)
 -  Gross value added - NACE Rev. 2: TOTAL - current prices (teina400_r2)
 -  Gross value added - NACE Rev. 2: TOTAL - volumes (teina402_r2)
 -  Gross value added - NACE Rev. 2: A - current prices (teina404_r2)
 -  Gross value added - NACE Rev. 2: A - volumes (teina406_r2)
 -  Gross value added - NACE Rev. 2: B-E - current prices (teina408_r2)
 -  Gross value added - NACE Rev. 2: B-E - volumes (teina410_r2)


-   ZIP Gross value added - NACE Rev. 2: C - current prices (teina412_r2)
-   ZIP Gross value added - NACE Rev. 2: C - volumes (teina414_r2)
-   ZIP Gross value added - NACE Rev. 2: F - current prices (teina416_r2)
-   ZIP Gross value added - NACE Rev. 2: F - volumes (teina418_r2)
-   ZIP Gross value added - NACE Rev. 2: G-I - current prices (teina420_r2)
-   ZIP Gross value added - NACE Rev. 2: G-I - volumes (teina422_r2)
-   ZIP Gross value added - NACE Rev. 2: J - current prices (teina424_r2)
-   ZIP Gross value added - NACE Rev. 2: J - volumes (teina426_r2)
-   ZIP Gross value added - NACE Rev. 2: K - current prices (teina428_r2)
-   ZIP Gross value added - NACE Rev. 2: K - volumes (teina430_r2)
-   ZIP Gross value added - NACE Rev. 2: L - current prices (teina432_r2)
-   ZIP Gross value added - NACE Rev. 2: L - volumes (teina434_r2)
-   ZIP Gross value added - NACE Rev. 2: M_N - current prices (teina436_r2)
-   ZIP Gross value added - NACE Rev. 2: M_N - volumes (teina438_r2)
-   ZIP Gross value added - NACE Rev. 2: O-Q - current prices (teina440_r2)
-   ZIP Gross value added - NACE Rev. 2: O-Q - volumes (teina442_r2)
-   ZIP Gross value added - NACE Rev. 2: R-U - current prices (teina444_r2)
-   ZIP Gross value added - NACE Rev. 2: R-U - volumes (teina446_r2)
-   ZIP Compensation of employees - NACE Rev. 2 (teina075_r2)
-   ZIP Employment by NACE Rev.2 - percentage change Q/Q-1, SCA (teina310)
-   ZIP Employment by NACE Rev.2 - percentage change Q/Q-4, NSA (teina305)
-   ZIP Employment by NACE Rev.2 - percentage change Q/Q-4, SCA (teina306)
-   ZIP Employment by NACE Rev.2 - percentage change Q/Q-1 (tec00108)
-   ZIP Employment by NACE Rev.2 - thousand persons (tec00109)


 Annual sector accounts (ESA 2010) (t_nasa_10)

-   ZIP Adjusted gross disposable income of households per capita in PPS (tec00113)
-   ZIP Household saving rate (tec00131)
-   ZIP Household investment rate (tec00098)
-   ZIP Gross debt-to-income ratio of households (tec00104)
-   ZIP Investment rate of non-financial corporations (tec00099)
-   ZIP Profit share of non-financial corporations (tec00100)
-   ZIP Gross return on capital employed, before taxes, of non-financial corporations (tec00101)
-   ZIP Net debt-to-income ratio, after taxes, of non-financial corporations (tec00102)
-   ZIP Net return on equity, after taxes, of non-financial corporations (tec00103)
-   ZIP Investment by institutional sectors (tec00132)
-   ZIP Gross operating surplus and mixed income (tec00015)
-   ZIP Net national income (tec00133)













 Quarterly sector accounts (ESA 2010) (t_nasq_10)



















































-   ZIP Gross national income (teina080)
-   ZIP Gross disposable income (teina090)
-   ZIP Gross saving (teina100)

 Government statistics (t_gov)



 Government finance statistics (EDP and ESA 2010) (t_gov_gfs10)




 Annual government finance statistics (t_gov_a)

















































-   ZIP Total general government revenue (tec00021)
-   ZIP Total general government expenditure (tec00023)
-   ZIP Taxes on production and imports (tec00020)
-   ZIP Current taxes on income, wealth, etc. (tec00018)
-   ZIP Net Social contributions (tec00019)
-   ZIP Social benefits (other than social transfers in kind) paid by general government (tec00026)


-  General government gross fixed capital formation (tec00022)
-  General government output (tec00017)
-  Government deficit and debt (t_gov_dd)
 -  General government deficit/surplus (tec00127)
 -  General government gross debt (sdg_17_40)
 -  General government gross fixed capital formation - annual data (teina210)
-  Quarterly government finance statistics (t_gov_q)
 -  General government deficit (-) and surplus (+) - quarterly data (teina205)
 -  General government gross debt - quarterly data (teina230)
-  Exchange rates (t_ert)
 -  ECU/EUR exchange rates versus national currencies (tec00033)
 -  Euro/national currency exchange rates (teimf200)
 -  Real effective exchange rate - 42 trading partners (teimf250)
-  Interest rates (t_irt)
 -  Euro yield curve by maturity (1, 5 and 10 years) (teimf060)
 -  EMU convergence criterion series - annual data (tec00097)
 -  Long term government bond yields (teimf050)
 -  Day-to-day money market interest rates (teimf100)
 -  3-month-interest rate (teimf040)
 -  Short-term interest rates: Day-to-day money rates (tec00034)
 -  Short-term interest rates: three-month interbank rates (tec00035)
-  Prices (t_prc)
 -  Harmonised index of consumer prices (HICP) (t_prc_hicp)
 -  HICP - all items - annual average indices (tec00027)
 -  HICP - inflation rate (tec00118)
 -  HICP - all items (teicp000)
 -  HICP - food (teicp010)
 -  HICP - alcohol and tobacco (teicp020)
 -  HICP - clothing (teicp030)
 -  HICP - housing (teicp040)
 -  HICP - household equipment (teicp050)
 -  HICP - health (teicp060)
 -  HICP - transport (teicp070)
 -  HICP - communications (teicp080)
 -  HICP - recreation and culture (teicp090)
 -  HICP - education (teicp100)
 -  HICP - hotels and restaurants (teicp110)
 -  HICP - services (teicp280)
 -  HICP - miscellaneous goods and services (teicp120)
 -  HICP - all items excluding energy, food, alcohol and tobacco (teicp200)
 -  HICP - all items excluding energy (teicp210)
 -  HICP - all items excluding energy and unprocessed food (teicp220)
 -  HICP - all items excluding energy and seasonal food (teicp230)
 -  HICP - non-energy industrial goods (teicp290)
 -  HICP - all items excluding tobacco (teicp240)
 -  HICP - energy (teicp250)
 -  HICP - food, alcohol and tobacco (teicp260)
 -  Purchasing power parities (t_prc_ppp)
 -  Comparative price levels (tec00120)
 -  Price and volume convergence between EU Member States (tec00121)











































-  GDP per capita in PPS (tec00114)
-  Housing price statistics (t_prc_hps)
 -  House price index (2015 = 100) - quarterly data (teicp270)
-  Balance of payments - International transactions (BPM6) (t_bop_6)
 -  Balance of payments statistics and International investment positions (BPM6) (t_bop_q6)
 -  Balance of payments, current account, monthly data (teibp010)
 -  Balance of payments, capital account, monthly data (teibp020)
 -  Balance of payments, current and capital account, monthly data (teibp030)
 -  Balance of payments, financial account, monthly data (teibp040)
 -  Balance of payments, financial account, net, quarterly data (teibp110)
 -  Balance of payments, current account, quarterly data (teibp050)
 -  Balance of payments, capital account, quarterly data (teibp060)
 -  Balance of payments, current and capital account, quarterly data (teibp070)
 -  Current account transactions - credits, debits and balance (tec00038)
 -  Current account transactions - goods: credits, debits and balance (tec00039)
 -  Current account transactions - services: credits, debits and balance (tec00040)
 -  Current account transactions - primary income: credits, debits and balance (tec00041)
 -  Current account transactions - secondary income: credits, debits and balance (tec00042)
-  Population and social conditions (t_popul)
 -  Demography and migration (t_demo)
 -  Population (t_demo_pop)
 -  Population on 1 January (tps00001)
 -  Population as a percentage of EU27 (from 2020) population (tps00005)
 -  Population change - crude rates of total change, natural change and net migration plus adjustment (tps00019)
 -  Population by age group (tps00010)
 -  Proportion of population aged 65 and over (tps00028)
 -  Old-age-dependency ratio (tps00198)
 -  Population without the citizenship of the reporting country (tps00157)
 -  Foreign-born population (tps00178)
 -  Women per 100 men (tps00011)
 -  Population density (tps00003)
 -  Population on 1 January by NUTS 2 region (tgs00096)
 -  Population change by NUTS 2 region - Crude rates of total change, natural change and net migration plus adjustment (tgs00099)
 -  Population density by NUTS 2 region (tgs00024)
 -  Total and land area by NUTS 2 region (tgs00002)
 -  Fertility (t_demo_fer)
 -  Total fertility rate (tps00199)
 -  Mean age of women at childbirth and at birth of first child (tps00017)
 -  Live births and crude birth rate (tps00204)
 -  Share of live births outside marriage (tps00018)
 -  Total fertility rate by NUTS 2 region (tgs00100)
 -  Live births by NUTS 2 region (tgs00097)
 -  Mortality (t_demo_mor)
 -  Life expectancy at birth by sex (tps00205)
 -  Life expectancy at age 65, by sex (tps00026)
 -  Infant mortality rate (tps00027)
 -  Deaths and crude death rate (tps00029)
 -  Life expectancy at birth by sex and NUTS 2 region (tgs00101)







-  Deaths by NUTS 2 region (tgs00098)
-  Immigration (t_migr_immi)
 -  Immigration (tps00176)
-  Emigration (t_migr_emi)
 -  Emigration (tps00177)
-  Acquisition and loss of citizenship (t_migr_acqn)
 -  Acquisition of citizenship (tps00024)
-  Marriage and divorce (t_demo_nup)
 -  Crude marriage rate and crude divorce rate (tps00206)
 -  Mean age at first marriage by sex (tps00014)
-  Asylum and managed migration (t_migr)
 -  Asylum and first time asylum applicants - monthly data (rounded) (tps00189)
 -  Persons subject of asylum applications pending at the end of the month - monthly data (tps00190)
 -  Asylum and first time asylum applicants - annual aggregated data (rounded) (tps00191)
 -  First instance decisions on asylum applications by type of decision - annual aggregated data (tps00192)
 -  Final decisions on asylum applications - annual data (tps00193)
 -  Asylum applicants considered to be unaccompanied minors - annual data (tps00194)
 -  Resettled persons - annual data (tps00195)
 -  First permits by reason (tps00170)
 -  All valid permits by reason on 31 December of each year (tps00171)
-  Population projections (t_proj)
 -  Population projections (tps00002)
 -  Projected old-age dependency ratio (tps00200)
-  Health (t_hlth)
 -  Health status (t_hlth_state)
 -  Healthy life years at birth by sex (tps00150)
 -  Life expectancy at birth by sex (tps00208)
 -  Healthy life years at age 65 by sex (tepsr_sp320)
 -  Life expectancy at age 65 by sex (tepsr_sp330)
 -  Share of people with good or very good perceived health by sex (sdg_03_20)
 -  Health care (t_hlth_care)
 -  Total health care expenditure (tps00207)
 -  Practising physicians (tps00044)
 -  Licensed physicians (tps00167)
 -  Practising dentists (tps00045)
 -  Physicians or doctors by NUTS 2 regions (tgs00062)
 -  Dentists by NUTS 2 regions (tgs00063)
 -  Hospital beds (tps00046)
 -  Curative care beds in hospitals (tps00168)
 -  Psychiatric care beds in hospitals (tps00047)
 -  Available beds in hospitals by NUTS 2 regions (tgs00064)
 -  Discharges from hospitals (tps00048)
 -  Self-reported unmet need for medical examination and care by sex (sdg_03_60)
-  Causes of death (t_hlth_cdeath)
 -  Causes of death, by sex (tps00152)
 -  Death due to cancer, by sex (tps00116)
 -  Death due to other ischaemic heart diseases, by sex (tps00119)
 -  Death due to suicide, by sex (tps00122)
 - Death due to accidents, by sex (tps00125)


-   ZIP Death due to transport accidents, by sex (tps00165)
-   ZIP Death due to pneumonia, by sex (tps00128)
-   ZIP Standardised death rate due to tuberculosis, HIV and hepatitis by type of disease (sdg_03_41)
-   ZIP Standardised preventable and treatable mortality (sdg_03_42)
-   ZIP Death due to chronic liver disease, by sex (tps00131)
-   ZIP Death due to diseases of the nervous system, by sex (tps00134)
-   ZIP Death due to diabetes mellitus, by sex (tps00137)
-   ZIP Death due to alcoholic abuse, by sex (tps00140)
-   ZIP Death due to AIDS (HIV-disease), by sex (tps00143)
-   ZIP Death due to homicide, assault, by sex (tps00146)
-   ZIP Death due to drugs dependence, by sex (tps00149)
-   ZIP Suicide death rate by age group (tps00202)
-   ZIP All causes of death by NUTS 2 regions (tgs00057)
-   ZIP Death due to cancer by NUTS 2 regions (tgs00058)
-   ZIP Death due to ischaemic heart diseases by NUTS 2 regions (tgs00059)
-   ZIP Death due to accidents by NUTS 2 regions (tgs00060)
-   ZIP Death due to transport accidents by NUTS 2 regions (tgs00061)
-  Education and training (t_educ)
 -  Participation in education and training (t_educ_part)
 -   ZIP Participation in early childhood education by sex (sdg_04_30)
 -   ZIP Adult participation in learning by sex (sdg_04_60)
 -  Education and training outcomes (t_educ_outc)
 -   ZIP At most lower secondary educational attainment by age (tps00197)
 -   ZIP At least upper secondary educational attainment, age group 25-64 by sex (tps00065)
 -   ZIP At least upper secondary educational attainment, age group 20-24 by sex (tps00186)
 -   ZIP Tertiary educational attainment by sex (sdg_04_20)
 -   ZIP Tertiary educational attainment, age group 30-34 by sex and NUTS 1 regions (tgs00105)
 -   ZIP Tertiary educational attainment, age group 25-64 by sex and NUTS 2 regions (tgs00109)
 -   ZIP Early leavers from education and training by sex (sdg_04_10)
 -   ZIP Early leavers from education and training by sex and NUTS 1 regions (tgs00106)
 -   ZIP Young people neither in employment nor in education and training (15-24 years) - % of the total population in the s(...) (tipslm90)
 -   ZIP Employment rates of recent graduates (tps00053)
 -   ZIP Underachievement in reading, maths or science (source: OECD) (sdg_04_40)
-  Labour market (t_labour)
 -  Employment and unemployment (Labour Force Survey) (t_employ)
 -  LFS main indicators (t_lfsi)
 -  Population, activity and inactivity - LFS adjusted series (t_lfsi_act)
 -   ZIP Jobless households - children (tps00181)
 -   ZIP Jobless households by sex (tps00182)
 -  Employment - LFS adjusted series (t_lfsi_emp)
 -   ZIP Employment rate by sex, age group 20-64 (t2020_10)
 -   ZIP Persons employed part-time - Total (tps00159)
 -   ZIP Employees with a contract of limited duration (annual average) (tps00073)
 -  Unemployment - LFS adjusted series (t_une)
 -   ZIP Total unemployment rate (tps00203)
 -   ZIP Long-term unemployment rate by sex (sdg_08_40)
 -   ZIP Harmonised unemployment by sex (teilm010)
 -   ZIP Harmonised unemployment by sex - age group 15-24 (teilm011)
 -   ZIP Harmonised unemployment by sex - age group 25-74 (teilm012)

-  Harmonised unemployment rate by sex (teilm020)
-  Harmonised unemployment rate by sex - age group 15-24 (teilm021)
-  Harmonised unemployment rate by sex - age group 25-74 (teilm022)
-  LFS series - detailed annual survey results (t_lfsa)
 -  Employment rate by educational attainment level (tepsr_wc120)
 -  Employed persons with a second job (tps00074)
 -  Hours worked per week of full-time employment (tps00071)
 -  Hours worked per week of part-time employment (tps00070)
 -  Unemployment rates of the population aged 25-64 by educational attainment level (tps00066)
-  LFS series -Specific topics (t_lfst)
 -  Employment rate of the age group 15-64 by NUTS 2 regions (tgs00007)
 -  Employment rate of the age group 20-64 by NUTS 2 regions (tgs00102)
 -  Employment rate of the age group 55-64 by NUTS 2 regions (tgs00054)
 -  Unemployment rate by NUTS 2 regions (tgs00010)
 -  Long-term unemployment rate (12 months and more) by NUTS 2 regions (tgs00053)
-  Job vacancy statistics (t_jvs)
 -  Job vacancies in number and % - NACE Rev. 2, B-S, quarterly data (tps00172)
-  Earnings (t_earn)
 -  Average gross annual earnings in industry and services, by sex (tps00175)
 -  Gender pay gap in unadjusted form (sdg_05_20)
 -  Minimum wages (tps00155)
-  Labour costs (t_lc)
 -  Labour cost index by NACE Rev. 2 (teilm100)
 -  Labour cost index by NACE Rev. 2 - percentage change Q/Q-1 (teilm120)
 -  Labour cost index by NACE Rev. 2 - percentage change Q/Q-4 (teilm130)
 -  Labour cost index by NACE Rev. 2 - Index (2016=100) (teilm140)
 -  Total wages and salaries (tps00113)
 -  Social security and other labour costs paid by employer (tps00114)
 -  Labour costs annual data - NACE Rev. 2 (tps00173)
-  Labour market policy (source: DG EMPL) (t_lmp)
-  Income and living conditions (t_ilc)
 -  People at risk of poverty or social exclusion (Europe 2020 strategy) (t_ilc_pe)
 -  People at risk of poverty or social exclusion (t2020_50)
 -  People at risk of poverty or social exclusion by NUTS 2 regions (tgs00107)
 -  Income distribution and monetary poverty (t_ilc_ip)
 -  Monetary poverty (t_ilc_li)
 -  At-risk-of-poverty threshold - EU-SILC survey (tessi014)
 -  Dispersion around the at-risk-of-poverty threshold - EU-SILC survey (tessi126)
 -  At-risk-of-poverty rate by sex (tessi010)
 -  At-risk-of poverty rate by detailed age group - EU-SILC survey (tessi120)
 -  At-risk-of poverty rate by household type - EU-SILC survey (tessi121)
 -  At-risk-of poverty rate by most frequent activity status - EU-SILC survey (tessi124)
 -  At-risk-of-poverty rate after social transfers by sex (tps00184)
 -  People at risk of poverty after social transfers (t2020_52)
 -  At-risk-of-poverty rate of households without dependent children by work intensity - EU-SILC survey (tessi122)
 -  At-risk-of-poverty rate of households with at least one dependent child by work intensity - EU-SILC survey (tessi123)
 -  At-risk-of-poverty-rate, by highest level of education attained (tps00151)
 -  At-risk-of poverty rate by tenure status - EU-SILC survey (tessi125)


-  At-risk-of-poverty rate before social transfers by sex - EU-SILC survey (tesov250)
-  At-risk-of-poverty rate before social transfers by age group - EU-SILC survey (tesov252)
-  Persistent at-risk-of poverty rate by sex - EU-SILC survey (tessi020)
-  Persistent at-risk-of poverty rate by age group - EU-SILC survey (tessi022)
-  Relative median at-risk-of-poverty gap (sdg_10_30)
-  Relative median poverty risk gap by age group - EU-SILC survey (tessi030)
-  Relative median at-risk-of-poverty risk gap - EU-SILC survey (tesov016)
-  At-risk-of-poverty rate anchored at a fixed moment in time (2005) by sex - EU-SILC survey (tessi220)
-  At-risk-of-poverty rate anchored at a fixed moment in time (2005) by age group - EU-SILC survey (tesov092)
-  At-risk-of-poverty rate of older people by detailed age group - EU-SILC survey (tespn050)
-  Dispersion around the at-risk-of-poverty threshold for elderly people - EU-SILC survey (tespn120)
-  At-risk-of-poverty rate of elderly people by tenure status - EU-SILC survey (tespn110)
-  At-risk-of-poverty rate for pensioners - EU-SILC survey (tespn100)
-  Relative median poverty risk gap of elderly people - EU-SILC survey (tespn090)
-  In-work at-risk-of-poverty rate by sex (tesov110)
-  At-risk-of-poverty rate by NUTS 2 regions (tgs00103)
-  Monetary poverty for elderly people (t_ilc_pn)
 -  Gender differences in the at-risk-of-poverty rate by age - EU-SILC survey (tespn240)
 -  Median relative income of elderly people - EU-SILC survey (tespn020)
 -  Median relative income of elderly people (60+) - EU-SILC survey (tespn060)
 -  Gender differences in the relative income of elderly people (65+) - EU-SILC survey (tespn250)
 -  Gender differences in the relative income of older people - EU-SILC survey (tespn270)
 -  Aggregate replacement ratio for pensions (excluding other social benefits) by sex (tespn070)
 -  Gender differences in the aggregate replacement ratio for pensions (excluding other social benefits) - EU-SILC survey (tespn260)
 -  Pension expenditure projections (baseline scenario) (tps00153)
-  In-work poverty (t_ilc_iw)
 -  In-work at-risk-of-poverty rate by sex (tesov110)
 -  In-work at-risk-of-poverty rate by working time - EU-SILC survey (tessi250)
-  Distribution of income (t_ilc_di)
 -  Income quintile share ratio (S80/S20) by sex (tessi180)
 -  Gini coefficient of equivalised disposable income - EU-SILC survey (tessi190)
 -  Inequality of income distribution (tespm151)
 -  Income inequality for older people - EU-SILC survey (tespn080)
-  Living conditions (t_ilc_lv)
 -  Population structure (t_ilc_lvps)
 -  Distribution of population by household types - EU-SILC survey (tesov190)
 -  Health and labour conditions (t_ilc_lvhl)
 -  People living in households with very low work intensity (t2020_51)
 -  People living in households with very low work intensity by NUTS 2 regions (population aged 0 to 59 years) (tgs00108)
 -  Housing conditions (t_ilc_lvho)
 -  Overcrowding rate (t_ilc_lvho_or)
 -  Overcrowding rate by sex - EU-SILC survey (tessi170)
 -  Overcrowding rate by age group - EU-SILC survey (tessi171)
 -  Overcrowding rate by poverty status - EU-SILC survey (tessi172)
 -  Overcrowding rate by tenure status - EU-SILC survey (tessi173)


-  Overcrowding rate by degree of urbanisation - EU-SILC survey (tessi174)
-  Overcrowding rate by household type - EU-SILC survey (tessi175)
-  Overcrowding rate by sex - population without single-person households - EU-SILC survey (tessi176)
-  Overcrowding rate by age group - population without single-person households - EU-SILC survey (tessi177)
-  Overcrowding rate by poverty status - population without single-person households - EU-SILC survey (tessi178)
-  Housing cost burden (t_ilc_lvho_hc)
 -  Housing cost overburden rate by sex - EU-SILC survey (tessi160)
 -  Housing cost overburden rate by age group - EU-SILC survey (tessi161)
 -  Housing cost overburden rate by income quintile - EU-SILC survey (tessi162)
 -  Housing cost overburden rate by poverty status - EU-SILC survey (tessi163)
 -  Housing cost overburden rate by tenure status - EU-SILC survey (tessi164)
 -  Housing cost overburden rate by degree of urbanisation - EU-SILC survey (tessi165)
 -  Housing cost overburden rate by household type - EU-SILC survey (tessi166)
 -  Median of the housing cost burden distribution by sex - EU-SILC survey (tessi300)
 -  Median of the housing cost burden distribution by age group - EU-SILC survey (tessi301)
 -  Median of the housing cost burden distribution by poverty status - EU-SILC survey (tessi302)
 -  Median of the housing cost burden distribution by degree of urbanisation - EU-SILC survey (tessi303)
-  Childcare arrangements (t_ilc_ca)
 -  Formal child care by duration and age group (tps00185)
-  Material deprivation (t_ilc_md)
 -  Material deprivation by dimension (t_ilc_mddd)
 -  Material Deprivation rate by sex - EU-SILC survey (tessi080)
 -  Material Deprivation rate by age group - EU-SILC survey (tessi082)
 -  Depth of material deprivation - EU-SILC survey (tessi150)
 -  Severely materially deprived people (t2020_53)
 -  Severe material deprivation rate by NUTS 2 regions (tgs00104)
 -  Housing deprivation (t_ilc_mdho)
 -  Housing deprivation rate by number of item - EU-SILC survey (tessi291)
 -  Share of total population living in a dwelling with a leaking roof, damp walls, floors or foundation, or rot in win(...) (tessi292)
 -  Share of total population having neither a bath, nor a shower in their dwelling - EU-SILC survey (tessi293)
 -  Share of total population not having indoor flushing toilet for the sole use of their household - EU-SILC survey (tessi294)
 -  Share of total population considering their dwelling as too dark - EU-SILC survey (tessi295)
 -  Environment of the dwelling (t_ilc_mddw)
 -  Population living in households considering that they suffer from noise, by poverty status (sdg_11_20)
-  Social protection (t_spr)
 -  Expenditure on social protection (tps00098)
 -  Total expenditure on social protection per head of population. ECU/EUR (tps00099)
 -  Expenditure on social protection per inhabitant (tps00100)
 -  Total expenditure on social protection by type (tps00101)
 -  Total expenditure on social benefits (tps00102)
 -  Total expenditure on administration costs (tps00104)
 -  Other expenditure on social protection (tps00105)






-  Social benefits by function - % of total benefits (tps00106)
-  Social benefits by function - million EUR (tps00082)
-  Net social benefits by function (tps00083)
-  Social benefits per head of population by function (tps00107)
-  Expenditure on pensions (tps00103)
-  Social protection receipts by type (tps00108)


 Industry, trade and services (t_icts)

 Short-term business statistics (t_sts)


 Industry (t_sts_ind)

 Production in industry (t_sts_ind_prod)


-  Production in industry - total (excluding construction) (teis080)
-  Production in industry - manufacturing (teis090)
-  Production in industry - energy (teis100)
-  Production in industry - intermediate goods (teis110)
-  Production in industry - capital goods (teis120)
-  Production in industry - consumer durables (teis130)
-  Production in industry - consumer non-durables (teis140)

 Turnover in industry (t_sts_ind_tovt)

-  Turnover in industry - manufacturing (teis150)
-  Turnover in industry - intermediate goods (teis160)
-  Turnover in industry - capital goods (teis170)
-  Turnover in industry - consumer durables (teis180)
-  Turnover in industry - consumer non-durables (teis190)


 Producer prices in industry (PPI) (t_sts_ind_pric)


-  Domestic producer prices - total industry (excluding construction) (teis010)
-  Domestic producer prices - manufacturing (teis020)
-  Domestic producer prices - energy (teis030)
-  Domestic producer prices - intermediate goods (teis040)
-  Domestic producer prices - capital goods (teis050)
-  Domestic producer prices - consumer durables (teis060)
-  Domestic producer prices - consumer non-durables (teis070)




 Import prices in industry (t_sts_ind_impi)


-  Import prices - total industry (teis011)
-  Import prices - manufacturing (teis012)
-  Import prices - intermediate goods (teis013)
-  Import prices - capital goods (teis014)
-  Import prices - consumer durables (teis015)
-  Import prices - consumer non-durables (teis016)


 Labour input in industry (t_sts_ind_labo)


-  Labour input - total industry (excluding construction) (teis400)




 Construction, building and civil engineering (NACE F) (t_sts_cons)

-  Production in construction (teis500)
-  Building permits - monthly data (teis550)
-  Construction cost of new residential buildings (teis510)

 Trade and services (t_sts_ts)





























































































 Wholesale and retail trade (NACE G) (t_sts_wrt)







































 Turnover and volume of sales (t_sts_wrt_ts)










































-  Retail trade turnover - total (teis200)
-  Retail trade turnover - food, beverages and tobacco (teis210)
-  Retail trade turnover - non food (teis220)





































-  Retail trade turnover - automotive fuel (teis230)
 -  Retail trade deflated turnover - total (teis240)
 -  Retail trade deflated turnover - food, beverages and tobacco (teis250)
 -  Retail trade deflated turnover - non food (teis260)
 -  Retail trade deflated turnover - automotive fuel (teis270)
 - Services (t_sts_ser)
 -  Turnover in services - index by NACE Rev. 2 (teis700)
- Structural business statistics (t_sbs)
 - SBS - main indicators (t_sbs_na)
 -  Number of enterprises in the non-financial business economy by size class of employment (tin00145)
 -  Turnover of the non-financial business economy by size class of employment (tin00146)
 -  Value added of the non-financial business economy by size class of employment (tin00147)
 -  Persons employed in the non-financial business economy by size class of employment (tin00148)
 -  Turnover by NACE Rev. 2 (tin00149)
 -  Value added by NACE Rev. 2 (tin00150)
 -  Persons employed by NACE Rev. 2 (tin00151)
 -  Apparent labour productivity by NACE Rev. 2 (tin00152)
 -  Wage adjusted labour productivity by NACE Rev. 2 (tin00153)
 -  Average personnel costs by NACE Rev. 2 (tin00154)
 -  Gross operating rate by NACE Rev. 2 (tin00155)
 - SBS - services (t_serv)
 - Financial services statistics (t_serv_fin)
 -  Credit institutions: number of enterprises (tin00015)
 -  Credit institutions: number of persons employed (tin00016)
 -  Credit institutions: balance sheet total (tin00014)
 -  Credit institutions: interest receivable and similar income (tin00017)
 -  Credit institutions: interest payable and similar charges (tin00018)
 -  Insurance, by type of enterprise (tin00019)
 -  Insurance, number of persons employed by type of enterprises (tin00023)
 -  Insurance, gross premiums written by type of enterprise (tin00027)
 -  Insurance, gross claims payments by type of enterprise (tin00031)
 -  Pension funds: total investments (tin00035)
 -  Pension funds: number of members (tin00036)
 -  Pension funds: total pension contributions (tin00037)
 -  Pension funds: total expenditure on pensions (tin00038)
 - Business demography statistics - all activities (t_bd)
 -  Business demography main variables - NACE Rev. 2 (B-N excluding K64.2) (tin00170)
 -  Business demography main derived indicators - NACE Rev. 2 (B-N excluding K64.2) (tin00142)
- Tourism (t_tour)
 - Monthly data on tourism industries (t_tour_indm)
 -  Nights spent at tourist accommodation establishments by residents/non-residents - monthly data (tin00171)
 -  Percentage change (compared to corresponding period of the previous year) in nights spent at tourist accommodation (...) (tin00172)
 -  Net occupancy rate of bed-places and bedrooms in hotels and similar accommodations (NACE Rev. 2, I, 55.1) - monthly data (tin00173)
 - Annual data on tourism industries (t_tour_inda)
 - Occupancy of tourist accommodation establishments (t_tour_occ)

-  Arrivals of residents/non-residents at tourist accommodation establishments (tin00174)
-  Nights spent at tourist accommodation establishments by residents/non-residents (tin00175)
-  Nights spent at tourist accommodation establishments by country/world region of residence of the tourist (tin00176)
-  Nights spent at tourist accommodation establishments by NACE (tin00177)
-  Nights spent at tourist accommodation establishments by NUTS 2 regions (tgs00111)
-  Nights spent at tourist accommodation establishments by coastal and non-coastal area (from 2012 onwards) (tin00178)
-  Nights spent at tourist accommodation establishments by degree of urbanisation (from 2012 onwards) (tin00179)
-  Net occupancy rate of bed-places and bedrooms in hotels and similar accommodation (NACE Rev. 2, I, 55.1) (from 2012(...)) (tin00180)
-  Capacity of tourist accommodation establishments (t_tour_cap)
 -  Number of establishments and bed-places (tin00181)
 -  Number of bed-places by NACE Rev.2 (I) (tin00182)
 -  Number of establishments and bed-places by NUTS 2 regions (tgs00112)
 -  Number of bed-places by coastal and non coastal area (from 2012 onwards) (tin00183)
 -  Number of bed-places by degree of urbanisation (from 2012 onwards) (tin00184)
-  Annual data on trips of EU residents (t_tour_dem)
 -  Participation in tourism for personal purposes (number of tourists) (tin00185)
 -  Participation in tourism for personal purposes (tourists as share of total population) (tin00186)
 -  Participation in tourism for personal purposes by age group (number of tourists) (tin00187)
 -  Number of trips by purpose (tin00188)
 -  Number of trips by length of stay (tin00189)
 -  Number of trips by country/world region of destination (tin00190)
 -  Number of nights spent by purpose (tin00191)
 -  Number of nights spent by length of stay (tin00192)
 -  Number of nights spent by country/world region of destination (tin00193)
 -  Expenditure by expenditure categories (from 2012 onwards) (tin00194)
 -  Average expenditure per trip (from 2012 onwards) (tin00195)
 -  Average expenditure per night (from 2012 onwards) (tin00196)
-  Agriculture, forestry and fisheries (t_agric)
 -  Agriculture (t_agr)
 -  Farm structure (t_ef)
 -  Agricultural holdings by agricultural area (tag00001)
 -  Agricultural holdings by economic size of the farm (Standard Output in Euro) (tag00123)
 -  Agricultural holdings by crops (tag00007)
 -  Agricultural holdings with livestock (tag00124)
 -  Farm labour force (tag00020)
 -  Agricultural holdings by age of holder (tag00029)
 -  Agricultural holdings by age of manager (tag00125)
 -  Livestock density index (tai09)
 -  Economic Accounts for Agriculture (t_aact)
 -  Crop output - basic and producer prices (tag00054)
 -  Animal output - basic and producer prices (tag00055)
 -  Output of the agricultural industry - basic and producer prices (tag00102)
 -  Gross value added of the agricultural industry - basic and producer prices (tag00056)
 -  Indicator A of the income from agricultural activity (tag00057)
 -  Agricultural prices and price indices (t_apri)
 -  Selling prices of oats (tag00061)





















































































-   ZIP Selling prices of barley (tag00060)
-   ZIP Selling prices of soft wheat (tag00059)
-   ZIP Selling prices of maize (tag00062)
-   ZIP Selling prices of main crop potatoes (tag00063)
-   ZIP Selling prices of sugar beet (unit value) (tag00064)
-   ZIP Selling prices of calves (tag00065)
-   ZIP Selling prices of pigs (light) (tag00066)
-   ZIP Selling prices of piglets (tag00067)
-   ZIP Selling prices of sheep (tag00069)
-   ZIP Selling prices of chickens (live 1st choice) (tag00068)
-   ZIP Selling prices of fresh eggs (tag00071)
-   ZIP Selling prices of raw cow's milk (tag00070)
-   ZIP Producer price indices, total agricultural production (tag00046)
-   ZIP Producer price indices, crop products (tag00048)
-   ZIP Producer price indices, animals and animal products (tag00050)
-   ZIP Purchase price indices, total means of agricultural production (tag00052)
-  Agricultural production (t_apro)
 -  Crops products (t_apro_cp)
 -   ZIP Utilised agricultural area by categories (tag00025)
 -   ZIP Cereals for the production of grain (including seed) by area, production and humidity (tag00027)
 -   ZIP Wheat and spelt by area, production and humidity (tag00047)
 -   ZIP Rye and winter cereal mixtures by area, production and humidity (tag00049)
 -   ZIP Barley by area, production and humidity (tag00051)
 -   ZIP Oats and spring cereal mixtures by area, production and humidity (tag00053)
 -   ZIP Grain maize and corn-cob-mix by area, production and humidity (tag00093)
 -   ZIP Dry pulses and protein crops for the production of grain (including seed and mixtures of cereals and pulses) by are(...) (tag00094)
 -   ZIP Rape, turnip rape, sunflower seeds and soya by area (tag00100)
 -   ZIP Green maize by area, production and humidity (tag00101)
 -   ZIP Root crops and plants harvested green from arable land by area (tag00103)
 -   ZIP Fresh vegetables and strawberries by area (tag00115)
 -   ZIP Permanent crops for human consumption by area (tag00120)
 -   ZIP Grapes by production (tag00121)
 -   ZIP Olives by production (tag00122)
 -  Milk and milk products (t_apro_mk)
 -   ZIP Collection of cow's milk (tag00037)
 -   ZIP Production of butter (tag00038)
 -   ZIP Production of milk powder (tag00039)
 -   ZIP Production of cheese (tag00040)
 -   ZIP Production of milk on farms (tag00041)
 -   ZIP Production of cow's milk on farms by NUTS 2 regions (tgs00046)
 -  Livestock and meat (t_apro_mt)
 -   ZIP Production of meat: pigs (tag00042)
 -   ZIP Production of meat: cattle (tag00044)
 -   ZIP Production of meat: sheep and goats (tag00045)
 -   ZIP Production of meat: poultry (tag00043)
 -   ZIP Number of dairy cows (tag00014)
 -   ZIP Number of bovine animals (tag00016)
 -   ZIP Number of sheep (tag00017)


-  Number of pigs (tag00018)
-  Animal populations by NUTS 2 regions (tgs00045)
- Organic farming (t_org)
 -  Area under organic farming (sdg_02_40)
 -  Organic crop area (fully converted area) (tag00098)
- Forestry (t_for)
 -  Gross value added of the forestry industry, at basic prices (tag00058)
 -  Roundwood production (tag00072)
 -  Total sawnwood production (tag00073)
 -  Total paper and paperboard production (tag00074)
- Fisheries (t_fish)
 -  Catches in all fishing regions (tag00076)
 -  Catches in the north-west Atlantic (tag00079)
 -  Catches in the north-east Atlantic (tag00078)
 -  Catches in the eastern central Atlantic (tag00080)
 -  Catches in the Mediterranean (tag00081)
 -  Aquaculture production in tonnes and value (tag00075)
 -  Fishing fleet, total tonnage (tag00083)
 -  Fishing Fleet, Number of Vessels (tag00116)
- International trade (t_external)
 - International trade in goods (t_ext_go)
 - International trade in goods - long-term indicators (t_ext_go_lti)
 - International trade (t_ext_go_lti_int)
 -  Trade in goods, by main world traders - EU27 (from 2020) (tet00071)
 -  Trade in goods, by main world traders (tet00018)
 -  International trade, by reporting country, total product (tet00002)
 -  International trade of food, drinks and tobacco (SITC 0+1), by reporting country (tet00005)
 -  International trade of raw materials (SITC 2+4), by reporting country (tet00006)
 -  International trade of mineral fuels, lubricants and related materials (SITC 3), by reporting country (tet00007)
 -  International trade of chemicals and related products (SITC 5), by reporting country (tet00008)
 -  International trade of machinery and transport equipment (SITC 7), by reporting country (tet00009)
 -  International trade of other manufactured goods (SITC 6+8), by reporting country (tet00010)
 -  Trade volume indices, by reporting country (tet00001)
 -  Trade unit value indices, by reporting country (tet00028)
 -  Share of trade with the EU27 (from 2020) (tet00037)
 -  Share of trade with the EU28 (tet00036)
 -  Extra-euro area (EA19) trade, by main partners, total product (tet00065)
 -  Extra-euro area (EA19) trade, by product group (tet00066)
 - EU27 (from 2020) trade by Member State, partner and product group (t_ext_go_lti_ext1)
 -  Intra-EU27 (from 2020) trade, by Member State, total product (tet00011)
 -  Extra-EU27 (from 2020) trade, by Member State, total product (tet00012)
 -  Extra-EU27 (from 2020) trade, by product group (tet00013)
 -  Extra-EU27 (from 2020) trade of food, drinks and tobacco (SITC 0+1), by Member State (tet00014)
 -  Extra-EU27 (from 2020) trade of raw materials (SITC 2+4), by Member State (tet00015)
 -  Extra-EU27 (from 2020) trade of mineral fuels, lubricants and related materials (SITC 3), by Member State (tet00016)
 -  Extra-EU27 (from 2020) trade of chemicals and related products (SITC 5), by Member State (tet00017)


-  Extra-EU27 (from 2020) trade of machinery and transport equipment (SITC 7), by Member State (tet00019)
-  Extra-EU27 (from 2020) trade of other manufactured goods (SITC 6+8), by Member State (tet00020)
-  Extra-EU27 (from 2020) trade, by main partners, total product (tet00021)
-  Extra-EU27 (from 2020) trade of food, drinks and tobacco (SITC 0+1), by main partners (tet00022)
-  Extra-EU27 (from 2020) trade of raw materials (SITC 2+4), by main partners (tet00023)
-  Extra-EU27 (from 2020) trade of mineral fuels, lubricants and related materials (SITC 3), by main partners (tet00024)
-  Extra-EU27 (from 2020) trade of chemicals and related products (SITC 5), by main partners (tet00025)
-  Extra-EU27 (from 2020) trade of machinery and transport equipment (SITC 7), by main partners (tet00026)
-  Extra-EU27 (from 2020) trade of other manufactured goods (SITC 6+8), by main partners (tet00027)
-  EU28 trade by Member State, partner and product group (t_ext_go_lti_ext)
 -  Intra-EU28 trade, by Member State, total product (tet00047)
 -  Extra-EU28 trade, by Member State, total product (tet00055)
 -  Extra-EU28 trade, by product group (tet00062)
 -  Extra-EU28 trade of food, drinks and tobacco (SITC 0+1), by Member State (tet00063)
 -  Extra-EU28 trade of raw materials (SITC 2+4), by Member State (tet00064)
 -  Extra-EU28 trade of mineral fuels, lubricants and related materials (SITC 3), by Member State (tet00056)
 -  Extra-EU28 trade of chemicals and related products (SITC 5), by Member State (tet00058)
 -  Extra-EU28 trade of machinery and transport equipment (SITC 7), by Member State (tet00059)
 -  Extra-EU28 trade of other manufactured goods (SITC 6+8), by Member State (tet00060)
 -  Extra-EU28 trade, by main partners, total product (tet00035)
 -  Extra-EU28 trade of food, drinks and tobacco (SITC 0+1), by main partners (tet00034)
 -  Extra-EU28 trade of raw materials (SITC 2+4), by main partners (tet00033)
 -  Extra-EU28 trade of mineral fuels, lubricants and related materials (SITC 3), by main partners (tet00032)
 -  Extra-EU28 trade of chemicals and related products (SITC 5), by main partners (tet00031)
 -  Extra-EU28 trade of machinery and transport equipment (SITC 7), by main partners (tet00030)
 -  Extra-EU28 trade of other manufactured goods (SITC 6+8), by main partners (tet00029)
 -  Extra-EU imports by Member State, shares by invoicing currency (tet00067)
 -  Extra-EU exports by Member State, shares by invoicing currency (tet00068)
-  International trade in goods - short-term indicators (t_ext_go_sti)
 -  Imports of goods - total (teiet110)
 -  Imports of goods - food, drinks and tobacco (teiet120)
 -  Imports of goods - raw materials (teiet130)
 -  Imports of goods - mineral fuels, lubricants and related materials (teiet140)
 -  Imports of goods - chemicals and related products (teiet150)
 -  Imports of goods - other manufactured products (teiet160)
 -  Imports of goods - machinery and transport equipment (teiet170)
 -  Exports of goods - total (teiet010)
 -  Exports of goods - food, drinks and tobacco (teiet020)
 -  Exports of goods - raw materials (teiet030)
 -  Exports of goods - mineral fuels, lubricants and related materials (teiet040)
 -  Exports of goods - chemicals and related products (teiet050)


-  Exports of goods - other manufactured products (teiet060)
-  Exports of goods - machinery and transport equipment (teiet070)
-  Balance of trade - EU and euro area aggregates (teiet210)
-  Unit value of exports (teiet300)
-  Unit value of imports (teiet310)
- 📁 Transport (t_transp)
 - 📁 Regional transport statistics (t_tran_r)
 -  Maritime transport of passengers by NUTS 2 regions (tgs00075)
 -  Maritime transport of freight by NUTS 2 regions (tgs00076)
 -  Air transport of passengers by NUTS 2 regions (tgs00077)
 -  Air transport of freight by NUTS 2 regions (tgs00078)
 -  Rail network by NUTS 2 regions (tgs00113)
 -  Motorways network by NUTS 2 regions (tgs00114)
 - 📁 Transport, volume and modal split (t_tran_hv)
 -  Volume of passenger transport relative to GDP (ttr00001)
 -  Modal split of passenger transport (t2020_rk310)
 -  Modal split of freight transport (t2020_rk320)
 - 📁 Railway transport (t_rail)
 -  Total length of railway lines (ttr00003)
 -  Rail transport of passengers (ttr00015)
 -  Goods transport by rail (ttr00006)
 - 📁 Road transport (t_road)
 -  Total length of motorways (ttr00002)
 -  Goods transport by road (ttr00005)
 -  People killed in road accidents (source: DG MOVE) (sdg_11_40)
 - 📁 Inland waterways transport (t_iww)
 -  Goods transport by inland waterways (ttr00007)
 - 📁 Maritime transport (t_mar)
 -  Sea transport of goods (ttr00009)
 - 📁 Air transport (t_avia)
 -  Air transport of goods by country (yearly data) (ttr00011)
 -  Air transport of passengers by country (yearly data) (ttr00012)
 -  Air transport of passengers by country and type of transport (monthly data) (ttr00016)
 -  Air transport of passengers by airport and type of transport (monthly data) (ttr00017)
- 📁 Environment and energy (t_envir)
 - 📁 Environment (t_env)
 - 📁 Emissions of greenhouse gases and air pollutants (source: EEA) (t_env_air)
 -  Greenhouse gas emissions (source: EEA) (sdg_13_10)
 -  Greenhouse gas emissions per capita (t2020_rd300)
 -  Greenhouse gas emissions, base year 1990 (t2020_30)
 -  Greenhouse gas emissions in ESD sectors (t2020_35)
 -  Greenhouse gas emissions intensity of energy consumption (source: EEA and Eurostat) (sdg_13_20)
 -  Pollutant emissions from transport (t2020_rk300)
 -  Exposure to air pollution by particulate matter (source: EEA) (sdg_11_50)
 -  Average CO2 emissions per km from new passenger cars (source: EEA, DG CLIMA) (sdg_12_30)
 - 📁 Material flows and resource productivity (t_env_mrp)
 -  Resource productivity and domestic material consumption (DMC) (sdg_12_20)
 -  Domestic material consumption per capita (t2020_rl110)


- Environmental tax revenues (t2020_rt320)
 - Energy taxes (t2020_rt300)
 - Energy taxes by paying sector (t2020_rt310)
 - Implicit tax rate on energy (ten00120)
 - Employment in the EU environmental economy by environmental protection and resource management activities (ten00131)
 - Gross value added (GVA) in the EU environmental economy by environmental protection and resource management activities (ten00132)
 - Employment in the EU environmental economy by NACE Rev. 2 activity (ten00133)
 - Gross value added (GVA) in the EU environmental economy by NACE Rev. 2 activity (ten00134)
- Generation of waste by economic activity (ten00106)
 - Generation of waste by waste category (ten00108)
 - Waste generated by households by year and waste category (ten00110)
 - Generation of waste excluding major mineral wastes by hazardousness (sdg_12_50)
 - Landfill rate of waste excluding major mineral wastes (t2020_rt110)
 - Recovery rates for packaging waste (ten00062)
 - Recycling rates for packaging waste (ten00063)
 - Recycling rate of municipal waste (t2020_rt120)
 - Recycling rate of e-waste (t2020_rt130)
- Water exploitation index, plus (WEI+) (source: EEA) (sdg_06_60)
 - Water resources: long-term annual average (ten00001)
 - Fresh water abstraction by source - million m³ (ten00002)
 - Fresh water abstraction by source per capita - m³ per capita (ten00003)
 - Water abstracted by sector of use (ten00006)
 - Water productivity (t2020_rd210)
 - Population connected to urban wastewater collecting and treatment systems, by treatment level (ten00020)
 - Population connected to at least secondary waste water treatment (sdg_06_20)
 - Sewage sludge production and disposal from urban wastewater (in dry substance (d.s)) (ten00030)
- Consumption of chemicals by hazardousness - EU aggregate (sdg_12_10)
- Common bird index (EU aggregate) (t2020_rn130)
 - Surface of marine sites designated under Natura 2000 (source: DG ENV, EEA) (sdg_14_10)
 - Surface of terrestrial sites designated under Natura 2000 (source: DG ENV, EEA) (sdg_15_20)
- Share of renewable energy in gross final energy consumption (t2020_31)
 - Energy productivity (t2020_rd310)
 - Electricity prices by type of user (ten00117)
 - Gas prices by type of user (ten00118)
 - Market share of the largest generator in the electricity market (ten00119)
 - Gross available energy by product (ten00121)





-   Total energy supply by product (ten00122)
-   Final energy consumption by product (ten00123)
-   Final energy consumption by sector (ten00124)
-   Final energy consumption in households by type of fuel (ten00125)
-   Final energy consumption in transport by type of fuel (ten00126)
-   Final energy consumption in road transport by type of fuel (ten00127)
-   Final energy consumption in services by type of fuel (ten00128)
-   Final energy consumption in industry by type of fuel (ten00129)
-   Final non-energy consumption by type of fuel (ten00130)
-  Sustainable Development indicators Goal 7 - Affordable and clean energy (t_nrg_sdg_07)
 -   Primary energy consumption (sdg_07_10)
 -   Final energy consumption (sdg_07_11)
 -   Final energy consumption in households per capita (sdg_07_20)
 -   Energy productivity (sdg_07_30)
 -   Share of renewable energy in gross final energy consumption by sector (sdg_07_40)
 -   Energy import dependency by products (sdg_07_50)
 -   Population unable to keep home adequately warm by poverty status (sdg_07_60)
 -   Greenhouse gas emissions intensity of energy consumption (source: EEA and Eurostat) (sdg_13_20)
-  Science, technology, digital society (t_science)
 -  Science and technology (t_scitech)
 -  Research and development (t_research)
 -  Statistics on research and development (t_rd)
 -   Research and development expenditure, by sectors of performance (tsc00001)
 -   Intramural R&D expenditure (GERD) by source of funds (tsc00031)
 -   Total researchers by sectors of performance - head count (tsc00003)
 -   Total researchers by sectors of performance - full time equivalent (tsc00004)
 -   Research and development personnel, by sectors of performance (tsc00002)
 -   Share of women researchers, all sectors (tsc00006)
 -   Share of women researchers, by sectors of performance (tsc00005)
 -   Intramural R&D expenditure (GERD) by NUTS 2 regions (tgs00042)
 -   Researchers, all sectors by NUTS 2 regions (tgs00043)
 -  Government budget appropriations or outlays on R&D (t_gba)
 -   Share of government budget appropriations or outlays on research and development (tsc00007)
 -   Share of GBAORD allocated to defence and total civil socio-economic objectives (tsc00008)
 -  High-tech industry and knowledge-intensive services (t_htec)
 -   High-tech exports (tin00140)
 -   Employment in high- and medium-high technology manufacturing sectors and knowledge-intensive service sectors (tsc00011)
 -   Employment in high-tech sectors by NUTS 2 regions (tgs00039)
 -  Human Resources in Science & Technology (t_hrst)
 -   Human resources in science and technology (HRST) (tsc00025)
 -   Doctorate students in science and technology fields (tsc00028)
 -   Human resources in science and technology (HRST) by NUTS 2 regions (tgs00038)
-  Intellectual property rights (t_ipr)
 -  Patent (t_pat)
 -   Patent applications to the European patent office (EPO) by priority year (tsc00009)
 -   High-tech patent applications to the European patent office (EPO) by priority year (tsc00010)
 -   Patent applications to the European patent office (EPO) by priority year by NUTS 2 regions (tgs00040)


 High-tech patent applications to the European patent office (EPO) by priority year by NUTS 2 regions (tgs00041)




















 Digital economy and society (t_isoc)

 ICT usage in households and by individuals (t_isoc_i)





 Connection to the internet and computer use (t_isoc_ici)

-  Level of internet access - households (tin00134)
-  Reasons for not having internet access at home (tin00026)
-  Households with broadband access (tin00073)
-  Individuals using mobile devices to access the internet on the move (tin00083)



 Internet use (t_isoc_iiu)

-  Internet use by individuals (tin00028)
-  Individuals frequently using the internet (tin00092)
-  Individuals regularly using the internet (tin00091)
-  Individuals who have never used the internet (tin00093)
-  Individuals using the internet by place of use (tin00075)
-  Individuals using the internet for sending/receiving e-mails (tin00094)
-  Individuals using the internet for participating in social networks (tin00127)
-  Individuals using the internet for finding information about goods and services (tin00095)
-  Individuals using the internet for downloading software (tin00029)
-  Individuals using the internet for consulting wiki (tin00128)
-  Individuals using the internet for uploading selfcreated content (tin00030)
-  Individuals using the internet for seeking health-related information (tin00101)
-  Individuals using the internet for internet banking (tin00099)
-  Individuals using the internet for selling goods or services (tin00098)
-  Individuals using the internet for playing or downloading games, images, films or music (tin00032)
-  Individuals using the internet for looking for a job or sending a job application (tin00102)
-  Individuals using the internet for taking part in online consultations or voting (tin00129)
-  Individuals using the internet for doing an online course (tin00103)
-  Individuals using the internet for looking for information about education, training or course offers (tin00034)







 E-commerce (t_isoc_iec)

-  Individuals using the internet for ordering goods or services (tin00096)
-  Individuals using the internet for ordering goods or services from other EU countries (tin00003)
-  Individuals using the internet to buy or order online content (tin00080)
-  Individuals having ordered/bought goods or services for private use over the internet in the last three months (tin00067)

 E-government (t_isoc_ci_egi)

-  Individuals using the internet for interaction with public authorities (tin00012)
-  Individuals using the internet for interaction with public authorities, by type of interaction (tin00013)

 Regional ICT statistics (t_isoc_reg)

-  Households that have internet access at home by NUTS 2 regions (tgs00047)
-  Households that have broadband access by NUTS 2 regions (tgs00048)
-  Percentage of households with broadband access in relation to households with internet access, by NUTS 2 regions (tgs00049)
-  Individuals regularly using the internet by NUTS 2 regions (tgs00050)
-  Individuals who have never used a computer by NUTS 2 regions (tgs00051)
-  Individuals who ordered goods or services over the internet for private use in the last year by NUTS 2 regions (tgs00052)

ICT usage in enterprises (t_isoc_e)

E-commerce (t_isoc_ec)

- Enterprises having received orders online (at least 1%) - % of enterprises (tin00111)
- Share of enterprises' turnover on e-commerce - % (tin00110)

Connection to the internet (t_isoc_ci)

- Enterprises with broadband access (tin00090)
- Enterprises giving portable devices for a mobile connection to the internet to their employees (tin00125)

E-business (t_isoc_eb)

- Enterprises using radio frequency identification (RFID) instrument (tin00126)
- Enterprises whose business processes are automatically linked to those of their suppliers and/or customers (tin00115)
- Enterprises using software solutions, like CRM to analyse information about clients for marketing purposes (tin00116)

Digital skills (t_isoc_sk)

ICT users (t_isoc_sku)

- Individuals who have basic or above basic overall digital skills by sex (tepsr_sp410)
- Individuals who have carried out 1 or 2 of the computer related activities (tin00070)
- Individuals who have carried out 3 or 4 of the computer related activities (tin00071)
- Individuals who have carried out 5 or 6 of the computer related activities (tin00072)
- Individuals who have carried out 1 or 2 of the internet related activities (tin00076)
- Individuals who have carried out 3 or 4 of the related internet activities (tin00077)
- Individuals who have carried out 5 or 6 of the related internet activities (tin00078)

ICT sector (t_isoc_se)

- Percentage of the ICT sector on GDP (tin00074)
- Percentage of the ICT personnel on total employment (tin00085)
- Percentage change of value added by ICT sector at current prices (tin00086)

Tables on EU policy (tb_eu)

Macroeconomic imbalance procedure indicators (tips)

MIP Scoreboard indicators (tips_h)





- Current account balance - 3 year average (tipsbp10)
- Net international investment position - annual data (tipsii10)
- Real effective exchange rate (42 trading partners, based on HICP/CPI) (tipser10)
- Export market shares - 5 years % change (tipsex10)
- Nominal unit labour cost - 3 years % change (tipslm10)
- House price index, deflated - annual data (tipsho10)
- Private sector credit flow, consolidated - % GDP (tipspc20)
- Private sector debt, consolidated - % of GDP (tipspd20)
- General government gross debt (EDP concept), consolidated - annual data (tipsgo10)
- Unemployment rate - 3 year average (tipsun10)
- Total financial sector liabilities, non-consolidated - annual data (tipsfs10)
- Activity rate - % of total population aged 15-64 (tipslm60)
- Long-term unemployment rate, % of active population aged 15-74 (tipslm70)
- Youth unemployment rate - % of active population aged 15-24 (tipslm80)

Current account balance and balance of payments (tipsbp)

Annual data (tipsbp_a)

Current account (tipsbp_a_cu)

- Current account balance - annual data (tipsbp20)
- Current account, main components, net balance - annual data, % of GDP (tipsbp11)
- Current account, main component, credit - annual data, % of GDP (tipsbp12)



















































-  Current account, main components, debit - annual data, % of GDP (tipsbp13)
-  Current account, main components, net balance - annual data, million units of national currency (tipsbp14)
-  Current account, main components, credit - annual data, million units of national currency (tipsbp15)
-  Current account, main components, debit - annual data, million units of national currency (tipsbp16)
-  Financial account (tipsbp_a_fi)
 -  Financial account - annual data (tipsbp18)
 -  Financial account by components, net balance - annual data, million units of national currency (tipsbp19)
 -  Direct investment in the reporting economy (flows) - annual data, % of GDP (tipsbp90)
 -  Direct investment in the reporting economy (stocks) - annual data, % of GDP (tipsbp100)
 -  Direct investment in the reporting economy, main components - annual data, million units of national currency (tipsbp21)
 -  Direct investment abroad, main components - annual data, million units of national currency (tipsbp22)
 -  Capital account - annual data (tipsbp17)
 -  Net Lending/Borrowing (current and capital account) - annual data (tipsbp70)
-  Quarterly data (tipsbp_q)
 -  Current account (tipsbp_q_cu)
 -  Current account balance - quarterly data (tipsbp40)
 -  Current account, main components, net balance - quarterly data, % of GDP (tipsbp41)
 -  Current account, main components, credit - quarterly data, % of GDP (tipsbp42)
 -  Current account, main components, debit - quarterly data, % of GDP (tipsbp43)
 -  Current account, main components, net balance - quarterly data, million units of national currency (tipsbp44)
 -  Current account, main components, credit - quarterly data, million units of national currency (tipsbp45)
 -  Current account, main components, debit - quarterly data, million units of national currency (tipsbp46)
 -  Financial account (tipsbp_q_fi)
 -  Financial account - quarterly data (tipsbp48)
 -  Financial account, main components - quarterly data, million units of national currency (tipsbp49)
 -  Direct investment in the reporting economy - quarterly data, % of GDP (tipsbp51)
 -  Direct investment in the reporting economy, main components - quarterly data, million units of national currency (tipsbp52)
 -  Direct investment abroad - quarterly data, % of GDP (tipsbp53)
 -  Direct investment abroad, main components - quarterly data, million units of national currency (tipsbp54)
 -  Capital account - quarterly data (tipsbp47)
 -  Net Lending/Borrowing (current and capital account) - quarterly data (tipsbp50)
-  International investment position (tipsii)
 -  Annual data (tipsii_a)
 -  Direct investment - annual data, million units of national currency (tipsii12)
 -  Direct investment assets, by instruments - annual data, million units of national currency (tipsii13)
 -  Direct investment liabilities, by instruments - annual data, million units of national currency (tipsii14)
 -  Portfolio investment - annual data, million units of national currency (tipsii15)

































































-   Portfolio investment assets, by instruments - annual data, million units of national currency (tipsii16)
-   Portfolio investment liabilities, by instruments - annual data, million units of national currency (tipsii17)
-   Financial derivatives and employee stock options - annual data, million units of national currency (tipsii18)
-   Financial derivatives and employee stock options, by sectors - annual data, million units of national currency (tipsii19)
-   Other investment - annual data, million units of national currency (tipsii21)
-   Other investment by sectors - annual data, million units of national currency (tipsii22)
-  Quarterly data (tipsii_q)
 -   Net international investment position - quarterly data, % of GDP (tipsii40)
 -   International investment position - quarterly data, million units of national currency (tipsii41)
 -   Direct investment - quarterly data, million units of national currency (tipsii42)
 -   Portfolio investment - quarterly data, million units of national currency (tipsii43)
 -   Financial derivatives and employee stock options - quarterly data, million units of national currency (tipsii44)
 -   Other investment - quarterly data, million units of national currency (tipsii45)
-  External debt (tipsed)
 -   Net external debt - annual data, % of GDP (tipsii20)
 -   Net external debt - quarterly data, % of GDP (tipsii30)
 -   Net international investment position excluding non-defaultable instruments - % of GDP (tipsii50)
-  Effective exchange rates (tipser)
 -   Nominal effective exchange rate (42 trading partners) (tipser11)
 -   Real effective exchange rate – euro area trading partners (tipser20)
 -   Nominal effective exchange rate for euro area (tipser12)
 -   Real effective exchange rate index (2010=100) (tipser13)
-  Export market shares (tipsex)
 -   Export market shares by items - 1 year % change (tipsex11)
 -   Export market shares by items - % of world total (tipsex20)
 -   Export market shares in volume (tipsex13)
 -   Share of OECD exports (tipsbp60)
 -   Net trade balance of energy products - % of GDP (tipsen10)
 -   Terms of trade by items - 5 years % change (tipsna30)
 -   Exports of high technology products as a share of total exports, SITC Rev. 4 - % (tipsex12)
-  General government gross debt (EDP concept) (tipsgo)
 -   General government gross debt (EDP concept), consolidated - quarterly data (tipsgo20)
 -   Government consolidated gross debt by components - annual data (tipsgo11)
-  Financial sector liabilities (tipsfs)
 -  Non-consolidated data (tipsfs_nc)
 -   Total financial sector liabilities, by sub-sectors, non-consolidated - % of GDP (tipsfs11)
 -   Total financial sector liabilities, by sub-sectors, non-consolidated - million units of national currency (tipsfs12)
 -   Total financial sector liabilities, by instruments, non-consolidated - % of GDP (tipsfs13)
 -   Total financial sector liabilities, by instruments, non-consolidated - million units of national currency (tipsfs14)
 -   Financial sector leverage (debt to equity), non-consolidated - % (tipsfs20)
 -  Consolidated data (tipsfs_cd)
 -   Total financial sector liabilities, consolidated (tipsfs30)
 -   Total financial sector liabilities, by sub-sectors, consolidated - % of GDP (tipsfs31)

































-  Total financial sector liabilities, by sub-sectors, consolidated - million units of national currency (tipsfs32)
-  Total financial sector liabilities, by instruments, consolidated - % of GDP (tipsfs33)
-  Total financial sector liabilities, by instruments, consolidated - million units of national currency (tipsfs34)
- 📁 Consolidated banking data (tipsbd)
 -  Gross non-performing loans, domestic and foreign entities - % of gross loans (tipsbd10)
 -  Consolidated banking leverage, domestic and foreign entities (asset-to-equity multiple) (tipsbd20)
- 📁 Private sector debt (tipspd)
 - 📁 Non-consolidated data (tipspd_nc)
 -  Private sector debt, non-consolidated (tipspd10)
 -  Private sector debt: debt securities by sectors, non-consolidated - % of GDP (tipspd13)
 -  Private sector debt: debt securities by sectors, non-consolidated - million units of national currency (tipspd14)
 -  Private sector debt: loans, by sectors, non-consolidated - % of GDP (tipspd15)
 -  Private sector debt: loans by sectors, non-consolidated - million units of national currency (tipspd16)
 - 📁 Consolidated data (tipspd_cd)
 -  Household debt, consolidated including Non-profit institutions serving households - % of GDP (tipspd22)
 -  Private sector debt: debt securities, by sectors, consolidated - % of GDP (tipspd23)
 -  Private sector debt: debt securities, by sectors, consolidated - million units of national currency (tipspd24)
 -  Private sector debt: loans, by sectors, consolidated - % of GDP (tipspd25)
 -  Private sector debt: loans, by sectors, consolidated - million units of national currency (tipspd26)
- 📁 Private sector credit flow (tipspc)
 - 📁 Non-consolidated data (tipspc_nc)
 -  Private sector credit flow, non-consolidated (tipspc10)
 -  Private sector credit flow: debt securities by sectors, non-consolidated - % of GDP (tipspc13)
 -  Private sector credit flow: debt securities by sectors, non-consolidated - million units of national currency (tipspc14)
 -  Private sector credit flow: loans by sectors, non-consolidated - % of GDP (tipspc15)
 -  Private sector credit flow: loans by sectors, non-consolidated - million units of national currency (tipspc16)
 - 📁 Consolidated data (tipspc_cd)
 -  Private sector credit flow: debt securities by sectors, consolidated - % of GDP (tipspc23)
 -  Private sector credit flow: debt securities by sectors, consolidated - million units of national currency (tipspc24)
 -  Private sector credit flow: loans by sectors, consolidated - % of GDP (tipspc25)
 -  Private sector credit flow: loans by sectors, consolidated - million units of national currency (tipspc26)
- 📁 Non-financial transactions - annual data (tipsnf)
 -  Net lending (+) /net borrowing (-), by sub-sector - current prices, million units of national currency (tipsnf10)
 -  Net savings by sub-sectors - current prices, million units of national currency (tipsnf11)
- 📁 Unemployment (tipsun)
 -  Unemployment rate - annual data (tipsun20)
 -  Young people neither in employment nor in education and training (15-24 years) - % of the total population in the s(...) (tipslm90)
 -  Unemployment rate - quarterly data, seasonally adjusted (tipsun30)

-  Active population, aged 15-64 - annual averages (tipslm15)
-  Population, aged 15-74 - EU labour force survey (tipslm16)
-  Unit labour cost (tipslc)
 -  Annual data (tipslc_a)
 -  Nominal unit labour cost - annual data, % changes and index (2010 = 100) (tipslm20)
 -  Unit labour cost performance related to the euro area - annual data (tipslm50)
 -  Real labour productivity per person employed - annual data (tipsna70)
 -  Compensation of employees - annual data, million units of national currency (tipslm13)
 -  Employment, domestic concept - annual data (tipsna60)
 -  Employees, domestic concept - annual data (tipsna62)
 -  Quarterly data (tipslc_q)
 -  Nominal unit labour cost (NULC) - quarterly data (tipslm40)
 -  Real labour productivity per person employed - quarterly data (tipsna71)
 -  Compensation of employees - quarterly data, million units of national currency (tipslm14)
 -  Employment, domestic concept - quarterly data, thousands persons, not seasonally adjusted (tipsna61)
-  House price indices (tipsho)
 -  Annual data (tipsho_a)
 -  House price index - annual data (tipsho20)
 -  Residential construction - annual data, % of GDP (tipsna50)
 -  Final consumption expenditure of households and non-profit institutions serving households - annual data (tipsna51)
 -  Quarterly data (tipsho_q)
 -  House price index, deflated - quarterly data (tipsho30)
 -  House price index - quarterly data (tipsho40)
 -  Final consumption expenditure of households and non-profit institutions serving households - quarterly data (tipsho41)
-  Poverty and social exclusion (tipspo)
 -  People at risk of poverty or social exclusion (tipslc10)
 -  People at risk of poverty after social transfer (tipslc20)
 -  Severely materially deprived people (tipslc30)
 -  People living in households with very low work intensity (tipslc40)
-  Gross domestic product (GDP) (tipsgd)
 -  Gross domestic product (GDP) at market prices - annual data (tipsau10)
 -  Gross domestic product (GDP) at market prices - quarterly data (tipsau20)
 -  Gross fixed capital formation at current prices (tipsna20)
-  Research and development (tipsrd)
 -  Gross domestic expenditure on research and development (R&D) (tipsst10)
-  Macroeconomic imbalance procedure - Statistical annex indicators (mips_sa)
-  Euro indicators / PEEIs (shorties)
 -  Balance of payments (teieuro_bp)
 -  Current account (teibp_curac)
 -  Balance of payments, current account, monthly data (teibp010)
 -  Balance of payments, current account, quarterly data (teibp050)
 -  Balance of payments, current account, quarterly data - % of GDP (teibp051)
 -  Capital account (teibp_capac)
 -  Balance of payments, capital account, monthly data (teibp020)
 -  Balance of payments, capital account, quarterly data (teibp060)
 -  Current and capital account (teibp_cucap)
 -  Balance of payments, current and capital account, monthly data (teibp030)

-   ZIP Balance of payments, current and capital account, quarterly data (teibp070)
-  Financial account (teibp_finac)
 -   ZIP Balance of payments, financial account, monthly data (teibp040)
 -   ZIP Balance of payments, financial account, net, quarterly data (teibp110)
 -   ZIP International investment position - quarterly data (teibp041)
-  Business and consumer surveys (teieuro_bs)
 -   ZIP Economic sentiment indicator (teibs010)
 -   ZIP Confidence indicators by sector (teibs020)
 -   ZIP Employment expectations indicator (teibs030)
 -   ZIP Employment expectations by sectors (teibs040)
 -   ZIP Current level of capacity utilization in manufacturing industry (teibs070)
-  International trade (teieuro_et)
 -  Imports of goods (teiet_imp)
 -   ZIP Imports of goods - total (teiet110)
 -   ZIP Imports of goods - food, drinks and tobacco (teiet120)
 -   ZIP Imports of goods - raw materials (teiet130)
 -   ZIP Imports of goods - mineral fuels, lubricants and related materials (teiet140)
 -   ZIP Imports of goods - chemicals and related products (teiet150)
 -   ZIP Imports of goods - other manufactured products (teiet160)
 -   ZIP Imports of goods - machinery and transport equipment (teiet170)
 -  Exports of goods (teiet_exp)
 -   ZIP Exports of goods - total (teiet010)
 -   ZIP Exports of goods - food, drinks and tobacco (teiet020)
 -   ZIP Exports of goods - raw materials (teiet030)
 -   ZIP Exports of goods - mineral fuels, lubricants and related materials (teiet040)
 -   ZIP Exports of goods - chemicals and related products (teiet050)
 -   ZIP Exports of goods - other manufactured products (teiet060)
 -   ZIP Exports of goods - machinery and transport equipment (teiet070)
 -  Trade Balance and indices (teiet_bal)
 -   ZIP Unit value of exports (teiet300)
 -   ZIP Unit value of imports (teiet310)
 -   ZIP Balance of trade (teiet215)
 -   ZIP Balance of trade - EU and euro area aggregates (teiet210)
-  Industry, trade and services (teieuro_is)
 -  Industry - industrial production (teiiis_prod)
 -   ZIP Production in industry - total (excluding construction) (teiiis080)
 -   ZIP Production in industry - manufacturing (teiiis090)
 -   ZIP Production in industry - energy (teiiis100)
 -   ZIP Production in industry - intermediate goods (teiiis110)
 -   ZIP Production in industry - capital goods (teiiis120)
 -   ZIP Production in industry - consumer durables (teiiis130)
 -   ZIP Production in industry - consumer non-durables (teiiis140)
 -  Industry - turnover (teiiis_turn)
 -   ZIP Turnover in industry - manufacturing (teiiis150)
 -   ZIP Turnover in industry - intermediate goods (teiiis160)
 -   ZIP Turnover in industry - capital goods (teiiis170)
 -   ZIP Turnover in industry - consumer durables (teiiis180)
 -   ZIP Turnover in industry - consumer non-durables (teiiis190)
 -  Industry - domestic producer prices (teiiis_dpp)
 -   ZIP Domestic producer prices - total industry (excluding construction) (teiiis010)


























































































-  Domestic producer prices - manufacturing (teis020)
-  Domestic producer prices - energy (teis030)
-  Domestic producer prices - intermediate goods (teis040)
-  Domestic producer prices - capital goods (teis050)
-  Domestic producer prices - consumer durables (teis060)
-  Domestic producer prices - consumer non-durables (teis070)
-  Industry - import prices (teis_imp)
-  Import prices - total industry (teis011)
-  Import prices - manufacturing (teis012)
-  Import prices - intermediate goods (teis013)
-  Import prices - capital goods (teis014)
-  Import prices - consumer durables (teis015)
-  Import prices - consumer non-durables (teis016)
-  Industry - labour input (teis_labour)
-  Labour input - total industry (excluding construction) (teis400)
-  Construction (teico_buil)
-  Production in construction (teis500)
-  Construction cost of new residential buildings (teis510)
-  Labour input in construction - Index (2015 = 100) (teis521)
-  Trade and services (teirs_serv)
-  Retail trade turnover - total (teis200)
-  Retail trade turnover - food, beverages and tobacco (teis210)
-  Retail trade turnover - non food (teis220)
-  Retail trade turnover - automotive fuel (teis230)
-  Retail trade deflated turnover - total (teis240)
-  Retail trade deflated turnover - food, beverages and tobacco (teis250)
-  Retail trade deflated turnover - non food (teis260)
-  Retail trade deflated turnover - automotive fuel (teis270)
-  Turnover in services by NACE Rev. 2 - Index (2015 = 100) (teis701)
-  Turnover in services - index by NACE Rev. 2 (teis700)
-  Turnover in services - index and percentage changes (teis710)
-  Service producer prices - Index (2015 = 100) (teis721)
-  Labour market (teieuro_lm)
-  Harmonised unemployment - monthly data (teilm_un)
-  Harmonised unemployment by sex (teilm010)
-  Harmonised unemployment by sex - age group 15-24 (teilm011)
-  Harmonised unemployment by sex - age group 25-74 (teilm012)
-  Harmonised unemployment rate by sex (teilm020)
-  Harmonised unemployment rate by sex - age group 15-24 (teilm021)
-  Harmonised unemployment rate by sex - age group 25-74 (teilm022)
-  Labour cost index - quarterly data (teilm_lc)
-  Labour cost index by NACE Rev. 2 (teilm100)
-  Labour cost index by NACE Rev. 2 - percentage change Q/Q-1 (teilm120)
-  Labour cost index by NACE Rev. 2 - percentage change Q/Q-4 (teilm130)
-  Labour cost index by NACE Rev. 2 - Index (2016=100) (teilm140)
-  Job vacancy statistics (teilm_jvs)
-  Job vacancy rate (teilm310)
-  Monetary and financial indicators (teieuro_mf)
-  Interest rates (teimf_mm)
-  Long term government bond yields (teimf050)

-   ZIP Day-to-day money market interest rates (teimf100)
-   ZIP 3-month-interest rate (teimf040)
-   ZIP Euro yield curve by maturity (1, 5 and 10 years) (teimf060)
-  Exchange rates (teimf_exr)
 -   ZIP Euro/national currency exchange rates (teimf200)
 -   ZIP Real effective exchange rate - 42 trading partners (teimf250)
-  National accounts (teieuro_na)
 -  Gross domestic product (teina_gdp)
 -   ZIP Gross domestic product, current prices (teina010)
 -   ZIP Gross domestic product, volumes (teina011)
 -  Final consumption expenditure of households and NPISH (teina_pvcon)
 -   ZIP Final consumption expenditure of households and NPISH, current prices (teina020)
 -   ZIP Final consumption expenditure of households and NPISH, volumes (teina021)
 -   ZIP Household final consumption expenditures by durability - percentage change Q/Q-1 (teina022)
 -   ZIP Household final consumption expenditures by durability - percentage change Q/Q-4 (teina023)
 -  Government final consumption expenditure (teina_gvcon)
 -   ZIP Government final consumption expenditure, current prices (teina030)
 -   ZIP Government final consumption expenditure, volumes (teina031)
 -  Gross fixed capital formation (teina_gfc)
 -   ZIP Gross fixed capital formation, current prices (teina040)
 -   ZIP Gross fixed capital formation, volumes (teina041)
 -   ZIP Gross fixed capital formation by asset (AN_F6) - percentage change Q/Q-1 (teina042)
 -   ZIP Gross fixed capital formation by asset (AN_F6) - percentage change Q/Q-4 (teina043)
 -  External balance of goods and services (teina_exbal)
 -   ZIP External balance of goods and services, current prices (teina050)
 -  Gross value added (teina_gva)
 -   ZIP Gross value added - NACE Rev. 2: TOTAL - current prices (teina400_r2)
 -   ZIP Gross value added - NACE Rev. 2: TOTAL - volumes (teina402_r2)
 -   ZIP Gross value added - NACE Rev. 2: A - current prices (teina404_r2)
 -   ZIP Gross value added - NACE Rev. 2: A - volumes (teina406_r2)
 -   ZIP Gross value added - NACE Rev. 2: B-E - current prices (teina408_r2)
 -   ZIP Gross value added - NACE Rev. 2: B-E - volumes (teina410_r2)
 -   ZIP Gross value added - NACE Rev. 2: C - current prices (teina412_r2)
 -   ZIP Gross value added - NACE Rev. 2: C - volumes (teina414_r2)
 -   ZIP Gross value added - NACE Rev. 2: F - current prices (teina416_r2)
 -   ZIP Gross value added - NACE Rev. 2: F - volumes (teina418_r2)
 -   ZIP Gross value added - NACE Rev. 2: G-I - current prices (teina420_r2)
 -   ZIP Gross value added - NACE Rev. 2: G-I - volumes (teina422_r2)
 -   ZIP Gross value added - NACE Rev. 2: J - current prices (teina424_r2)
 -   ZIP Gross value added - NACE Rev. 2: J - volumes (teina426_r2)
 -   ZIP Gross value added - NACE Rev. 2: K - current prices (teina428_r2)
 -   ZIP Gross value added - NACE Rev. 2: K - volumes (teina430_r2)
 -   ZIP Gross value added - NACE Rev. 2: L - current prices (teina432_r2)
 -   ZIP Gross value added - NACE Rev. 2: L - volumes (teina434_r2)
 -   ZIP Gross value added - NACE Rev. 2: M_N - current prices (teina436_r2)
 -   ZIP Gross value added - NACE Rev. 2: M_N - volumes (teina438_r2)
 -   ZIP Gross value added - NACE Rev. 2: O-Q - current prices (teina440_r2)
 -   ZIP Gross value added - NACE Rev. 2: O-Q - volumes (teina442_r2)
 -   ZIP Gross value added - NACE Rev. 2: R-U - current prices (teina444_r2)
 -   ZIP Gross value added - NACE Rev. 2: R-U - volumes (teina446_r2)







































































































































-  Employment rate by sex, age group 20-64 (t2020_10)
-  Gross domestic expenditure on R&D (GERD) (t2020_20)
-  Greenhouse gas emissions, base year 1990 (t2020_30)
 -  Share of renewable energy in gross final energy consumption (t2020_31)
 -  Primary energy consumption (t2020_33)
 -  Final energy consumption (t2020_34)
 -  Greenhouse gas emissions in ESD sectors (t2020_35)
-  Early leavers from education and training by sex (t2020_40)
 -  Tertiary educational attainment by sex, age group 30-34 (t2020_41)
-  People at risk of poverty or social exclusion (t2020_50)
 -  People living in households with very low work intensity (t2020_51)
 -  People at risk of poverty after social transfers (t2020_52)
 -  Severely materially deprived people (t2020_53)
-  Resource productivity (t2020_rl100)
 -  Domestic material consumption per capita (t2020_rl110)
 -  Productivity of artificial land (t2020_rd100)
 -  Built-up areas (t2020_rd110)
 -  Water exploitation index (t2020_rd220)
 -  Water productivity (t2020_rd210)
 -  Greenhouse gas emissions per capita (t2020_rd300)
 -  Energy productivity (t2020_rd310)
 -  Energy dependence (t2020_rd320)
 -  Share of renewable energy in gross final energy consumption (t2020_rd330)
 -  Generation of waste excluding major mineral wastes (t2020_rt100)
 -  Landfill rate of waste excluding major mineral wastes (t2020_rt110)
 -  Recycling rate of municipal waste (t2020_rt120)
 -  Recycling rate of e-waste (t2020_rt130)
 -  Eco-innovation index (t2020_rt200)
 -  Environmental tax revenues (t2020_rt320)
 -  Energy taxes (t2020_rt300)
 -  Energy taxes by paying sector (t2020_rt310)
 -  Common bird index (EU aggregate) (t2020_rn130)
























































































-  Area under organic farming (t2020_rn120)
 -  Landscape fragmentation (t2020_rn110)
 -  Safeguarding clean air (t2020_rn2)
 -  Urban population exposure to air pollution by particulate matter (t2020_rn210)
 -  Urban population exposed to PM10 concentrations exceeding the daily limit value (50 µg/m3 on more than 35 days in a(...)) (t2020_rn200)
 -  Land and soils (t2020_rn3)
 -  Estimated soil erosion by water - area affected by severe erosion rate (source: JRC) (t2020_rn300)
 -  Gross nutrient balance on agricultural land (t2020_rn310)
 -  Key areas (t2020_rk)
 -  Addressing food (t2020_rk1)
 -  Daily calorie supply per capita by source (t2020_rk100)
 -  Improving buildings (t2020_rk2)
 -  Final energy consumption in households (t2020_rk200)
 -  Final energy consumption in households by fuel (t2020_rk210)
 -  Ensuring efficient mobility (t2020_rk3)
 -  Average carbon dioxide emissions per km from new passenger cars (t2020_rk330)
 -  Pollutant emissions from transport (t2020_rk300)
 -  Modal split of passenger transport (t2020_rk310)
 -  Modal split of freight transport (t2020_rk320)
-  Circular economy indicators (cei)
 -  Production and consumption (cei_pc)
 -  EU self-sufficiency for raw materials (cei_pc010)
 -  Generation of municipal waste per capita (cei_pc031)
 -  Generation of waste excluding major mineral wastes per GDP unit (cei_pc032)
 -  Generation of waste excluding major mineral wastes per domestic material consumption (cei_pc033)
 -  Waste management (cei_wm)
 -  Recycling rate of municipal waste (cei_wm011)
 -  Recycling rate of all waste excluding major mineral waste (cei_wm010)
 -  Recycling rate of packaging waste by type of packaging (cei_wm020)
 -  Recycling rate of e-waste (cei_wm050)
 -  Recycling of biowaste (cei_wm030)
 -  Recovery rate of construction and demolition waste (cei_wm040)
 -  Secondary raw materials (cei_srm)
 -  Contribution of recycled materials to raw materials demand - end-of-life recycling input rates (EOL-RIR) (cei_srm010)
 -  Circular material use rate (cei_srm030)
 -  Trade in recyclable raw materials (cei_srm020)
 -  Competitiveness and innovation (cei_cie)
 -  Private investments, jobs and gross value added related to circular economy sectors (cei_cie010)
 -  Patents related to recycling and secondary raw materials (cei_cie020)
-  Sustainable development indicators (sdg)
 -  Goal 1 - No poverty (sdg_01)
 -  People at risk of poverty or social exclusion (sdg_01_10)
 -  People at risk of poverty or social exclusion by degree of urbanisation (sdg_01_10a)
 -  People at risk of income poverty after social transfers (sdg_01_20)
 -  People at risk of income poverty after social transfers, by citizenship (sdg_01_20a)
 -  Severely materially deprived people (sdg_01_30)











































-    People living in households with very low work intensity (sdg_01_40)
-    In work at-risk-of-poverty rate (sdg_01_41)
-    Population living in a dwelling with a leaking roof, damp walls, floors or foundation or rot in window frames of fl(...) (sdg_01_60)
-    Self-reported unmet need for medical examination and care by sex (sdg_03_60)
-    Population having neither a bath, nor a shower, nor indoor flushing toilet in their household by poverty status (sdg_06_10)
-    Population unable to keep home adequately warm by poverty status (sdg_07_60)
-    Overcrowding rate by poverty status (sdg_11_10)
-  Goal 2 - Zero hunger (sdg_02)
-    Obesity rate by body mass index (BMI) (sdg_02_10)
-    Agricultural factor income per annual work unit (AWU) (source: Eurostat, DG AGRI) (sdg_02_20)
-    Government support to agricultural research and development (sdg_02_30)
-    Area under organic farming (sdg_02_40)
-    Harmonised risk indicator for pesticides (HRI1), by groups of active substances (source: DG SANTE) (sdg_02_51)
-    Ammonia emissions from agriculture (source: EEA) (sdg_02_60)
-    Nitrate in groundwater (source: EEA) (sdg_06_40)
-    Estimated soil erosion by water - area affected by severe erosion rate (source: JRC) (sdg_15_50)
-    Common bird index by type of species - EU aggregate (source: EBCC) (sdg_15_60)
-  Goal 3 - Good health and well-being (sdg_03)
-    Life expectancy at birth by sex (sdg_03_10)
-    Share of people with good or very good perceived health by sex (sdg_03_20)
-    Smoking prevalence by sex (source: DG SANTE) (sdg_03_30)
-    Standardised death rate due to tuberculosis, HIV and hepatitis by type of disease (sdg_03_41)
-    Standardised preventable and treatable mortality (sdg_03_42)
-    Self-reported unmet need for medical examination and care by sex (sdg_03_60)
-    Obesity rate by body mass index (BMI) (sdg_02_10)
-    People killed in accidents at work, by sex (sdg_08_60)
-    Population living in households considering that they suffer from noise, by poverty status (sdg_11_20)
-    People killed in road accidents (source: DG MOVE) (sdg_11_40)
-    Exposure to air pollution by particulate matter (source: EEA) (sdg_11_50)
-  Goal 4 - Quality education (sdg_04)
-    Early leavers from education and training by sex (sdg_04_10)
-    Early leavers from education and training, by citizenship (sdg_04_10a)
-    Tertiary educational attainment by sex (sdg_04_20)
-    Participation in early childhood education by sex (sdg_04_30)
-    Underachievement in reading, maths or science (source: OECD) (sdg_04_40)
-    Employment rates of recent graduates by sex (sdg_04_50)
-    Adult participation in learning by sex (sdg_04_60)
-  Goal 5 - Gender equality (sdg_05)
-    Physical and sexual violence to women by age group (2012 data) (source: FRA) (sdg_05_10)
-    Gender pay gap in unadjusted form (sdg_05_20)
-    Gender employment gap (sdg_05_30)
-    Inactive population due to caring responsibilities by sex (sdg_05_40)
-    Seats held by women in national parliaments and governments (source: EIGE) (sdg_05_50)
-    Positions held by women in senior management positions (source: EIGE) (sdg_05_60)
-    Early leavers from education and training by sex (sdg_04_10)
-    Tertiary educational attainment by sex (sdg_04_20)






-   ZIP Employment rates of recent graduates by sex (sdg_04_50)
-  Goal 6 - Clean water and sanitation (sdg_06)
 -   ZIP Population having neither a bath, nor a shower, nor indoor flushing toilet in their household by poverty status (sdg_06_10)
 -   ZIP Population connected to at least secondary waste water treatment (sdg_06_20)
 -   ZIP Biochemical oxygen demand in rivers (source: EEA) (sdg_06_30)
 -   ZIP Nitrate in groundwater (source: EEA) (sdg_06_40)
 -   ZIP Phosphate in rivers (source: EEA) (sdg_06_50)
 -   ZIP Water exploitation index, plus (WEI+) (source: EEA) (sdg_06_60)
 -   ZIP Bathing sites with excellent water quality by locality (source: EEA) (sdg_14_40)
-  Goal 7 - Affordable and clean energy (sdg_07)
 -   ZIP Primary energy consumption (sdg_07_10)
 -   ZIP Final energy consumption (sdg_07_11)
 -   ZIP Final energy consumption in households per capita (sdg_07_20)
 -   ZIP Energy productivity (sdg_07_30)
 -   ZIP Share of renewable energy in gross final energy consumption by sector (sdg_07_40)
 -   ZIP Energy import dependency by products (sdg_07_50)
 -   ZIP Population unable to keep home adequately warm by poverty status (sdg_07_60)
 -   ZIP Greenhouse gas emissions intensity of energy consumption (source: EEA and Eurostat) (sdg_13_20)
-  Goal 8 - Decent work and economic growth (sdg_08)
 -   ZIP Real GDP per capita (sdg_08_10)
 -   ZIP Investment share of GDP by institutional sectors (sdg_08_11)
 -   ZIP Young people neither in employment nor in education and training by sex (NEET) (sdg_08_20)
 -   ZIP Young people neither in employment nor in education and training (NEET), by citizenship (sdg_08_20a)
 -   ZIP Employment rate by sex (sdg_08_30)
 -   ZIP Employment rate, by citizenship (sdg_08_30a)
 -   ZIP Long-term unemployment rate by sex (sdg_08_40)
 -   ZIP People killed in accidents at work, by sex (sdg_08_60)
 -   ZIP In work at-risk-of-poverty rate (sdg_01_41)
 -   ZIP Inactive population due to caring responsibilities by sex (sdg_05_40)
 -   ZIP Resource productivity and domestic material consumption (DMC) (sdg_12_20)
-  Goal 9 - Industry, innovation and infrastructure (sdg_09)
 -   ZIP Gross domestic expenditure on R&D by sector (sdg_09_10)
 -   ZIP Human resources in science and technology (sdg_09_21)
 -   ZIP R&D personnel by sector (sdg_09_30)
 -   ZIP Patent applications to the European Patent Office (source: EPO) (sdg_09_40)
 -   ZIP Share of busses and trains in total passenger transport (sdg_09_50)
 -   ZIP Share of rail and inland waterways in total freight transport (sdg_09_60)
 -   ZIP Average CO2 emissions per km from new passenger cars (source: EEA, DG CLIMA) (sdg_12_30)
-  Goal 10 - Reduced inequalities (sdg_10)
 -   ZIP Purchasing power adjusted GDP per capita (sdg_10_10)
 -   ZIP Adjusted gross disposable income of households per capita (sdg_10_20)
 -   ZIP Relative median at-risk-of-poverty gap (sdg_10_30)
 -   ZIP Income distribution (sdg_10_41)
 -   ZIP Income share of the bottom 40 % of the population (sdg_10_50)
 -   ZIP Asylum applications by state of procedure (sdg_10_60)
 -   ZIP People at risk of poverty or social exclusion by degree of urbanisation (sdg_01_10a)
 -   ZIP People at risk of income poverty after social transfers, by citizenship (sdg_01_20a)

-    Early leavers from education and training, by citizenship (sdg_04_10a)
-    Young people neither in employment nor in education and training (NEET), by citizenship (sdg_08_20a)
-    Employment rate, by citizenship (sdg_08_30a)
-  Goal 11 - Sustainable cities and communities (sdg_11)
-    Overcrowding rate by poverty status (sdg_11_10)
-    Population living in households considering that they suffer from noise, by poverty status (sdg_11_20)
-    Settlement area per capita (sdg_11_31)
-    People killed in road accidents (source: DG MOVE) (sdg_11_40)
-    Exposure to air pollution by particulate matter (source: EEA) (sdg_11_50)
-    Recycling rate of municipal waste (sdg_11_60)
-    Population living in a dwelling with a leaking roof, damp walls, floors or foundation or rot in window frames of fl(...) (sdg_01_60)
-    Population connected to at least secondary waste water treatment (sdg_06_20)
-    Share of busses and trains in total passenger transport (sdg_09_50)
-    Population reporting occurrence of crime, violence or vandalism in their area by poverty status (sdg_16_20)
-  Goal 12 - Responsible consumption and production (sdg_12)
-    Consumption of chemicals by hazardousness - EU aggregate (sdg_12_10)
-    Resource productivity and domestic material consumption (DMC) (sdg_12_20)
-    Average CO2 emissions per km from new passenger cars (source: EEA, DG CLIMA) (sdg_12_30)
-    Circular material use rate (sdg_12_41)
-    Generation of waste excluding major mineral wastes by hazardousness (sdg_12_50)
-    Gross value added in environmental goods and services sector (sdg_12_61)
-    Energy productivity (sdg_07_30)
-  Goal 13 - Climate action (sdg_13)
-    Greenhouse gas emissions (source: EEA) (sdg_13_10)
-    Greenhouse gas emissions intensity of energy consumption (source: EEA and Eurostat) (sdg_13_20)
-    Mean near-surface temperature deviation (source: EEA) (sdg_13_30)
-    Climate related economic losses by type of event - EU aggregate (source: EEA) (sdg_13_40)
-    Contribution to the international 100bn USD commitment on climate related expending (source: DG CLIMA, EIONET) (sdg_13_50)
-    Population covered by the Covenant of Mayors for Climate & Energy signatories (source: Covenant of Mayors) (sdg_13_60)
-    Share of renewable energy in gross final energy consumption by sector (sdg_07_40)
-    Average CO2 emissions per km from new passenger cars (source: EEA, DG CLIMA) (sdg_12_30)
-    Global mean ocean surface acidity (source: CMEMS) (sdg_14_50)
-  Goal 14 - Life below water (sdg_14)
-    Surface of marine sites designated under Natura 2000 (source: DG ENV, EEA) (sdg_14_10)
-    Estimated trends in fish stock biomass in North East Atlantic (source: JRC-STEFCF) (sdg_14_21)
-    Assessed fish stocks exceeding fishing mortality at maximum sustainable yield (FMSY) in North East Atlantic (source(...)) (sdg_14_30)
-    Bathing sites with excellent water quality by locality (source: EEA) (sdg_14_40)
-    Global mean ocean surface acidity (source: CMEMS) (sdg_14_50)
-  Goal 15 - Life on land (sdg_15)
-    Share of forest area (sdg_15_10)
-    Surface of terrestrial sites designated under Natura 2000 (source: DG ENV, EEA) (sdg_15_20)
-    Soil sealing index (source: EEA) (sdg_15_41)

-    Estimated soil erosion by water - area affected by severe erosion rate (source: JRC) (sdg_15_50)
-    Common bird index by type of species - EU aggregate (source: EBCC) (sdg_15_60)
-    Grassland butterfly index - EU aggregate (source: EEA, BCE) (sdg_15_61)
-    Biochemical oxygen demand in rivers (source: EEA) (sdg_06_30)
-    Phosphate in rivers (source: EEA) (sdg_06_50)
-  Goal 16 - Peace, justice and strong institutions (sdg_16)
-    Standardised death rate due to homicide by sex (sdg_16_10)
-    Population reporting occurrence of crime, violence or vandalism in their area by poverty status (sdg_16_20)
-    General government total expenditure on law courts (sdg_16_30)
-    Perceived independence of the justice system (source: DG COMM) (sdg_16_40)
-    Corruption Perceptions Index (source: Transparency International) (sdg_16_50)
-    Population with confidence in EU institutions by institution (source: DG COMM) (sdg_16_60)
-  Goal 17 - Partnerships for the goals (sdg_17)
-    Official development assistance as share of gross national income (source: OECD) (sdg_17_10)
-    EU financing to developing countries by financing source (source: OECD) (sdg_17_20)
-    EU imports from developing countries by country income groups (sdg_17_30)
-    General government gross debt (sdg_17_40)
-    Share of environmental taxes in total tax revenues (sdg_17_50)
-  Replaced 2019 EU SDG indicators (sdg_h)
-    Gross nutrient balance on agricultural land by nutrient (sdg_02_50)
-    Standardised death rate due to chronic diseases by sex (sdg_03_40)
-    Employment in high- and medium-high technology manufacturing and knowledge-intensive services (sdg_09_20)
-    Recycling rate of waste excluding major mineral wastes (sdg_12_60)
-  Employment and social policy indicators (es)
-  Social protection performance monitor - indicators (tespm)
-    People at risk of poverty or social exclusion (sdg_01_10)
-    At-risk-of-poverty rate (tespm010)
-    At-risk-of-poverty threshold for a single household (tespm020)
-    Severe material deprivation rate (tespm030)
-    People living in households with very low work intensity (t2020_51)
-    Persistent-at-risk-of-poverty rate (tespm150)
-    Relative median at-risk-of-poverty gap (sdg_10_30)
-    Inequality of income distribution (tespm151)
-    Children at risk of poverty or social exclusion (tespm040)
-    Impact of social transfers (excluding pensions) on poverty reduction by sex (tespm050)
-    At risk-of-poverty rate for the population living in (quasi-)jobless households (tespm060)
-    In-work at-risk-of-poverty rate (tespm070)
-    Long-term unemployment rate by sex (tesem130)
-    Early leavers from education and training, age group 18-24 (tesem020)
-    Youth unemployment ratio (15-24) (tespm080)
-    Young people neither in employment nor in education and training by sex (tesem150)
-    Employment rate of older workers, age group 55-64 (tesem050)
-    At risk of poverty or social exclusion rate for elderly (65+) (tespm090)
-    Median relative income of elderly people - EU-SILC survey (tespn020)
-    Aggregate replacement ratio (tespm100)
-    Self-reported unmet need for medical care by sex (tespm110)
-    Healthy life years at 65 - males (tespm120)
-    Healthy life years at 65 - females (tespm130)











-   Housing cost overburden rate (tespm140)
-  Employment performance monitor - indicators (tesem)
 -   Employment rate by sex (tesem010)
 -   Early leavers from education and training, age group 18-24 (tesem020)
 -   Tertiary educational attainment, age group 30-34 (tesem030)
 -   Overall employment growth (tesem040)
 -   Employment rate of older workers, age group 55-64 (tesem050)
 -   Gender employment gap (tesem060)
 -   Youth employment rate, age group 20-29 (tesem070)
 -   Employment rate of low skilled persons, age group 20-64 (tesem080)
 -   Employment rate of non-EU nationals, age group 20-64 (tesem090)
 -   Part-time employment rate (tesem100)
 -   Temporary employees as percentage of the total number of employees (tesem110)
 -   Unemployment rate by sex (tesem120)
 -   Long-term unemployment rate by sex (tesem130)
 -   Youth unemployment rate by sex (tesem140)
 -   Young people neither in employment nor in education and training by sex (tesem150)
 -   Labour productivity per person employed and hour worked (EU27_2020=100) (tesem160)
 -   Nominal unit labour cost growth (tesem170)
 -   Gender pay gap in unadjusted form (tesem180)
 -   Involuntary temporary employment (tesem190)
 -   Newly employed (tesem200)
 -   At-risk of poverty rate of unemployed persons (tesem210)
 -   Tax rate on low wage earners - Unemployment trap (tesem220)
 -   Percentage of the population with at least upper secondary educational attainment, age group 25-64 (tesem240)
-   Adult participation in learning by sex (sdg_04_60)
-  Social inclusion and social policy indicators (tesip)
 -  Overarching Portfolio (tesov)
 -   At-risk-of-poverty rate by sex (tessi010)
 -   At-risk-of-poverty rate by age group - EU-SILC survey (tessi012)
 -   At-risk-of-poverty threshold - EU-SILC survey (tessi014)
 -   Relative median at-risk-of-poverty risk gap - EU-SILC survey (tesov016)
 -   Income quintile share ratio (S80/S20) by sex (tessi180)
 -   Median relative income of elderly people - EU-SILC survey (tespn020)
 -   At-risk-of-poverty rate anchored at a fixed moment in time (2005) by sex - EU-SILC survey (tessi220)
 -   At-risk-of-poverty rate anchored at a fixed moment in time (2005) by age group - EU-SILC survey (tesov092)
 -   In-work at-risk-of-poverty rate by sex (tesov110)
 -  Context information (tesovcont)
 -   Distribution of population by household types - EU-SILC survey (tesov190)
 -   At-risk-of-poverty rate before social transfers by sex - EU-SILC survey (tesov250)
 -   At-risk-of-poverty rate before social transfers by age group - EU-SILC survey (tesov252)
-  Social Inclusion Portfolio (tessi)
 -  Primary indicators (tessiprim)
 -   At-risk-of-poverty rate by sex (tessi010)
 -   At-risk-of-poverty rate by age group - EU-SILC survey (tessi012)
 -   At-risk-of-poverty threshold - EU-SILC survey (tessi014)
 -   Persistent at-risk-of poverty rate by sex - EU-SILC survey (tessi020)

-  Persistent at-risk-of poverty rate by age group - EU-SILC survey (tessi022)
-  Relative median poverty risk gap by age group - EU-SILC survey (tessi030)
-  Material Deprivation rate by sex - EU-SILC survey (tessi080)
-  Material Deprivation rate by age group - EU-SILC survey (tessi082)
-  Secondary indicators (tessisec)
 -  At-risk-of poverty (tessisec_rp)
 -  At-risk-of poverty rate by detailed age group - EU-SILC survey (tessi120)
 -  At-risk-of poverty rate by household type - EU-SILC survey (tessi121)
 -  At-risk-of-poverty rate of households without dependent children by work intensity - EU-SILC survey (tessi122)
 -  At-risk-of-poverty rate of households with at least one dependent child by work intensity - EU-SILC survey (tessi123)
 -  At-risk-of poverty rate by most frequent activity status - EU-SILC survey (tessi124)
 -  At-risk-of poverty rate by tenure status - EU-SILC survey (tessi125)
 -  Dispersion around the at-risk-of-poverty threshold - EU-SILC survey (tessi126)
 -  Depth of material deprivation - EU-SILC survey (tessi150)
 -  Housing cost overburden (tessisec_or)
 -  Housing cost overburden rate by sex - EU-SILC survey (tessi160)
 -  Housing cost overburden rate by age group - EU-SILC survey (tessi161)
 -  Housing cost overburden rate by income quintile - EU-SILC survey (tessi162)
 -  Housing cost overburden rate by poverty status - EU-SILC survey (tessi163)
 -  Housing cost overburden rate by tenure status - EU-SILC survey (tessi164)
 -  Housing cost overburden rate by degree of urbanisation - EU-SILC survey (tessi165)
 -  Housing cost overburden rate by household type - EU-SILC survey (tessi166)
 -  Overcrowding rate (tessisec_hc)
 -  Overcrowding rate by sex - EU-SILC survey (tessi170)
 -  Overcrowding rate by age group - EU-SILC survey (tessi171)
 -  Overcrowding rate by poverty status - EU-SILC survey (tessi172)
 -  Overcrowding rate by tenure status - EU-SILC survey (tessi173)
 -  Overcrowding rate by degree of urbanisation - EU-SILC survey (tessi174)
 -  Overcrowding rate by household type - EU-SILC survey (tessi175)
 -  Overcrowding rate by sex - population without single-person households - EU-SILC survey (tessi176)
 -  Overcrowding rate by age group - population without single-person households - EU-SILC survey (tessi177)
 -  Overcrowding rate by poverty status - population without single-person households - EU-SILC survey (tessi178)
 -  Context information (tessicont)
 -  Income quintile share ratio (S80/S20) by sex (tessi180)
 -  Gini coefficient of equivalised disposable income - EU-SILC survey (tessi190)
 -  At-risk-of-poverty rate anchored at a fixed moment in time (2005) by sex - EU-SILC survey (tessi220)
 -  At-risk-of-poverty rate before social transfers by sex - EU-SILC survey (tessi230)
 -  In-work at-risk-of-poverty rate by working time - EU-SILC survey (tessi250)
 -  Housing deprivation rate by number of item - EU-SILC survey (tessi291)
 -  Share of total population living in a dwelling with a leaking roof, damp walls, floors or foundation, or rot in win(...) (tessi292)
 -  Share of total population having neither a bath, nor a shower in their dwelling - EU-SILC survey (tessi293)
 -  Share of total population not having indoor flushing toilet for the sole use of their household - EU-SILC survey (tessi294)





-  Share of total population considering their dwelling as too dark - EU-SILC survey (tessi295)
-  Median of the housing cost burden distribution by sex - EU-SILC survey (tessi300)
-  Median of the housing cost burden distribution by age group - EU-SILC survey (tessi301)
-  Median of the housing cost burden distribution by poverty status - EU-SILC survey (tessi302)
-  Median of the housing cost burden distribution by degree of urbanisation - EU-SILC survey (tessi303)

Pensions Portfolio (tespnx)

First streamlined objective pensions: adequate pensions (tespnfirst)

-  At-risk-of-poverty rate of older people by sex - EU-SILC survey (tespn010)
-  Median relative income of elderly people - EU-SILC survey (tespn020)
-  At-risk-of-poverty rate of older people by detailed age group - EU-SILC survey (tespn050)
-  Median relative income of elderly people (60+) - EU-SILC survey (tespn060)
-  Aggregate replacement ratio for pensions (excluding other social benefits) by sex (tespn070)
-  Income inequality for older people - EU-SILC survey (tespn080)
-  Relative median poverty risk gap of elderly people - EU-SILC survey (tespn090)
-  At-risk-of-poverty rate for pensioners - EU-SILC survey (tespn100)
-  At-risk-of-poverty rate of elderly people by tenure status - EU-SILC survey (tespn110)
-  Dispersion around the at-risk-of-poverty threshold for elderly people - EU-SILC survey (tespn120)




Third streamlined objective pensions: modernised pensions (tespnthird)

-  Gender differences in the at-risk-of-poverty rate by age - EU-SILC survey (tespn240)
-  Gender differences in the relative income of elderly people (65+) - EU-SILC survey (tespn250)
-  Gender differences in the aggregate replacement ratio for pensions (excluding other social benefits) - EU-SILC survey (tespn260)
-  Gender differences in the relative income of older people - EU-SILC survey (tespn270)




European pillar of social rights (EPSR) (tepsr)

Equal opportunities and access to the labour market (tepsr_lm)


Education, skills and lifelong learning (tepsr_lm_edu)

-  Early leavers from education and training by sex (sdg_04_10)
-  Adult participation in learning by sex (sdg_04_60)
-  Tertiary educational attainment by sex (sdg_04_20)







Gender equality in the labour market (tepsr_lm_gend)

-  Gender employment gap (tesem060)
-  Gender gap in part-time employment (tepsr_lm210)
-  Gender pay gap in unadjusted form (sdg_05_20)


Inequality and upward mobility (tepsr_lm_ineq)

-  Income quintile share ratio (S80/S20) by sex (tessi180)

Living conditions and poverty (tepsr_lm_livc)



-  People at risk of poverty or social exclusion by sex (tepsr_lm410)
-  People at risk of poverty or social exclusion by age (tepsr_lm411)
-  At-risk-of-poverty rate by sex (tessi010)
-  Severe material deprivation rate by sex (tepsr_lm420)
-  People living in households with very low work intensity by sex (tepsr_lm430)
-  Severe housing deprivation rate by tenure status (tepsr_lm440)













































Youth (tepsr_lm_yth)




































-  Young people neither in employment nor in education and training by sex (tesem150)



























































































Dynamic labour markets and fair working conditions (tepsr_wc)




























Labour force structure (tepsr_wc_lfs)

-  Employment rate by sex (tesem010)
-  Employment rate by age (tepsr_wc110)






































-   Employment rate by educational attainment level (tepsr_wc120)
-   Unemployment rate by sex (tesem120)
-   Unemployment rate by age (tepsr_wc170)
-   Unemployment rate by educational attainment level (tepsr_wc140)
-   Activity rate by sex (tepsr_wc130)
-   Activity rate by age (tepsr_wc160)
-   Youth unemployment rate by sex (tesem140)
-  Labour market dynamics (tepsr_wc_lmd)
 -   Long-term unemployment rate by sex (tesem130)
 -   Employment in current job by duration (tepsr_wc220)
 -   Labour transitions from temporary to permanent contracts by sex -3-year average (tepsr_wc230)
-  Income, including employment-related (tepsr_wc_ier)
 -   The real gross disposable income of households per capita (index = 2008) (tepsr_wc310)
 -   In-work at-risk-of-poverty rate by sex (tesov110)
-  Public support / Social protection and inclusion (tepsr_sp)
 -  Impact of public policies on reducing poverty (tepsr_sp_imp)
 -   Impact of social transfers (excluding pensions) on poverty reduction by sex (tespm050)
 -   General government expenditure by function (tepsr_sp110)
 -   Aggregate replacement ratio for pensions (excluding other social benefits) by sex (tespn070)
 -  Early childhood education and care (tepsr_sp_chld)
 -   Children aged less than 3 years in formal childcare (tepsr_sp210)
 -  Healthcare (tepsr_sp_hlth)
 -   Self-reported unmet need for medical care by sex (tespm110)
 -   Out-of-pocket expenditure on healthcare (tepsr_sp310)
 -   Healthy life years at age 65 by sex (tepsr_sp320)
 -   Life expectancy at age 65 by sex (tepsr_sp330)
 -  Connectivity (tepsr_sp_conn)
 -   Individuals who have basic or above basic overall digital skills by sex (tepsr_sp410)
-  EPSR indicators by regions and degree of urbanisation (tepsr_r)
 -   Impact of social transfers (excluding pensions) on poverty reduction by sex and NUTS 2 regions (tespm050_r)
 -   Gender employment gap by NUTS 2 regions (tepsr_lm220)
 -   Gender employment gap by degree of urbanisation (tepsr_lm230)
-  Cross cutting topics (cc)
 -  Quality of life (qol)
 -  Material living conditions (qol_mlc)
 -  Income (qol_mlc_i)
 -   Mean and median income by age and sex - EU-SILC and ECHP surveys (ilc_di03)
 -   Income quintile share ratio S80/S20 for disposable income by sex and age group - EU-SILC survey (ilc_di11)
 -   At-risk-of-poverty rate by poverty threshold, age and sex - EU-SILC and ECHP surveys (ilc_li02)
 -   At-risk-of-poverty rate anchored at a fixed moment in time (2008) by age and sex - EU-SILC survey (ilc_li22b)
 -   Percentage of the population rating their satisfaction as high, medium or low by domain, sex, age and educational a(...) (ilc_pw05)
 -   Average rating of satisfaction by domain, sex, age and educational attainment level (ilc_pw01)
 -  Consumption (qol_mlc_c)
 -   Main GDP aggregates per capita (nama_10_pc)
 -  Material conditions (qol_mlc_m)
 -  Material deprivation (qol_mlc_md)

-  Severe material deprivation rate by age and sex (ilc_mddd11)
-  Inability to make ends meet - EU-SILC survey (ilc_mdcs09)
-  Housing conditions (qol_mlc_mh)
 -  Total population living in a dwelling with a leaking roof, damp walls, floors or foundation, or rot in window frame(...) (ilc_mdho01)
 -  Overcrowding rate by age, sex and poverty status - total population - EU-SILC survey (ilc_lvho05a)
 -  Share of people living in under-occupied dwellings by household type and income quintile - total population - EU-SI(...) (ilc_lvho50b)
-  Productive or other main activity (qol_act)
 -  Quantity of employment (qol_act_qt)
 -  Employment and unemployment (qol_act_qte)
 -  Employment rates by sex, age and educational attainment level (%) (lfsa_ergaed)
 -  Unemployment rates by sex, age and educational attainment level (%) (lfsa_urgaed)
 -  Long-term unemployment by sex - annual data (une_ltu_a)
 -  Underemployment (qol_act_qtu)
 -  People living in households with very low work intensity by age and sex (population aged 0 to 59 years) (ilc_lvhl11)
 -  People living in households with very low work intensity by income quintile and household type (population aged 0 t(...)) (ilc_lvhl13)
 -  Involuntary part-time employment as percentage of the total part-time employment, by sex and age (%) (lfsa_eppgai)
 -  Quality of employment (qol_act_ql)
 -  Income and benefits from employment (qol_act_qli)
 -  Low-wage earners as a proportion of all employees (excluding apprentices) by age (earn_ses_pub1a)
 -  Low-wage earners as a proportion of all employees (excluding apprentices) by sex (earn_ses_pub1s)
 -  Low-wage earners as a proportion of all employees (excluding apprentices) by educational attainment level (earn_ses_pub1i)
 -  Temporary work (qol_act_qlt)
 -  Part-time employment and temporary contracts - annual data (lfsi_pt_a)
 -  Temporary employees by sex, age and main reason (lfsa_etgar)
 -  Over qualification (qol_act_qlo)
 -  Self-declared over-qualified employees as percentage of the total employees by sex, age, migration status and educa(...) (lfsa_14loq)
 -  Health and safety at work (qol_act_qlh)
 -  Persons reporting an accident at work by sex, age and professional status (hsw_ac8)
 -  Persons reporting a work-related health problem by sex, age and educational attainment level (hsw_pb1)
 -  Persons reporting exposure to risk factors that can adversely affect physical health by sex, age and educational at(...) (hsw_exp2)
 -  Persons reporting exposure to risk factors that can adversely affect mental well-being by sex, age and educational (...) (hsw_exp1)
 -  Work/life balance (qol_act_qlw)
 -  Average number of usual weekly hours of work in main job, by sex, professional status, full-time/part-time and econ(...) (lfsa_ewhun2)
 -  Long working hours in main job by sex, age, professional status and occupation (lfsa_qoe_3a2)
 -  Employed persons working on Saturdays as a percentage of the total employment, by sex, age and professional status (%) (lfsa_ewpsat)



































-    Employed persons working on Sundays as a percentage of the total employment, by sex, age and professional status (%) (lfsa_ewpsun)
-    Employed persons working in the evenings as a percentage of the total employment, by sex, age and professional stat(...) (lfsa_ewpeve)
-    Employed persons working at nights as a percentage of the total employment, by sex, age and professional status (%) (lfsa_ewpnig)
-    Employees by flexibility of their working schedule and educational attainment level (1 000) (lfsa_10fvaredu)
-    Employed persons being able to choose their methods of work or to influence their pace of work by sex and age (sour(...)) (qoe_ewcs_7b1)
-  Assessment of the job quality (qol_act_qla)
 -    Percentage of the population rating their satisfaction as high, medium or low by domain, sex, age and educational a(...) (ilc_pw05)
 -    Average rating of satisfaction by domain, sex, age and educational attainment level (ilc_pw01)
 -    Employees having a good relationship with their supervisor by sex and age (source: Eurofound) (qoe_ewcs_7a2)
 -    Employed persons having a good relationship with their colleagues by sex and age (source: Eurofound) (qoe_ewcs_7a1)
-  Other main activity (qol_act_ot)
 -  Inactive population (qol_act_ip)
 -    Inactive population as a percentage of the total population, by sex and age (%) (lfsa_ipga)
 -  Unpaid work (qol_qct_uw)
 -    Time spent in total work (paid and unpaid work as main or secondary activity) by sex and by form of work (tus_00work)
-  Health (qol_hlt)
 -  Health status (qol_hlt_st)
 -    Life expectancy by age and sex (demo_mlexpec)
 -    Healthy life years by sex (from 2004 onwards) (hlth_hlye)
 -    Self-perceived health by sex, age and educational attainment level (hlth_silc_02)
 -    Self-perceived health by sex, age and income quintile (hlth_silc_10)
 -    Current depressive symptoms by sex, age and educational attainment level (hlth_ehis_mh1e)
 -    Current depressive symptoms by sex, age and income quintile (hlth_ehis_mh1i)
 -  Determinants of health (qol_hlt_dh)
 -    Body mass index (BMI) by sex, age and educational attainment level (hlth_ehis_bm1e)
 -    Body mass index (BMI) by sex, age and income quintile (hlth_ehis_bm1i)
 -    Daily smokers of cigarettes by sex, age and educational attainment level (hlth_ehis_sk3e)
 -    Daily smokers of cigarettes by sex, age and income quintile (hlth_ehis_sk3i)
 -    Frequency of heavy episodic drinking by sex, age and educational attainment level (hlth_ehis_al3e)
 -    Frequency of heavy episodic drinking by sex, age and income quintile (hlth_ehis_al3i)
 -    Performing (non-work-related) physical activities by sex, age and educational attainment level (hlth_ehis_pe3e)
 -    Time spent on health-enhancing (non-work-related) aerobic physical activity by sex, age and educational attainment level (hlth_ehis_pe2e)
 -    Daily consumption of fruit and vegetables by sex, age and educational attainment level (hlth_ehis_fv3e)
 -  Access to healthcare (qol_hlt_ca)
 -    Self-reported unmet needs for medical examination by sex, age, main reason declared and educational attainment level (hlth_silc_14)
-  Education (qol_edu)





















-  Population by educational attainment level, sex and age (%) - main indicators (edat_lfse_03)
 -  Early leavers from education and training by sex and labour status (edat_lfse_14)
 -  Individuals' level of digital skills (isoc_sk_dskl_i)
 -  Number of foreign languages known (self-reported) by sex (edat_aes_l21)
 -  Participation rate in education and training (last 4 weeks) by sex, age and educational attainment level (trng_lfs_02)
 -  Participation/ enrolment in education (ISCED 0-4) (educ_ipart)
-  Quantity of leisure (qol_lei_qnt)
 -  Participation in any cultural or sport activities in the last 12 months by sex, age and educational attainment level (ilc_scp01)
 -  Participation in any cultural or sport activities in the last 12 months by income quintile, household type and degr(...) (ilc_scp02)
 -  Frequency of participation in cultural or sport activities in the last 12 months by sex, age, educational attainmen(...) (ilc_scp03)
 -  Frequency of participation in cultural or sport activities in the last 12 months by income quintile, household type(...) (ilc_scp04)
 -  Time spent, participation time and participation rate in the main activity by sex and educational attainment level (tus_00educ)
 -  Quality of leisure (qol_lei_qlt)
 -  Average rating of satisfaction by domain, sex, age and educational attainment level (ilc_pw01)
 -  Percentage of the population rating their satisfaction as high, medium or low by domain, sex, age and educational a(...) (ilc_pw05)
 -  Access to leisure (qol_lei_acc)
 -  Reasons of non-participation in cultural or sport activities in the last 12 months by sex, age, educational attainm(...) (ilc_scp05)
 -  Reasons of non-participation in cultural or sport activities in the last 12 months by income quintile, household t(...) (ilc_scp06)
 -  Relations with people (qol_soc_rp)
 -  Frequency of getting together with family and relatives or friends by sex, age and educational attainment level (ilc_scp09)
 -  Frequency of getting together with family and relatives or friends by income quintile, household type and degree o(...) (ilc_scp10)
 -  Frequency of contacts with family and relatives or friends by sex, age and educational attainment level (ilc_scp11)
 -  Frequency of contacts with family and relatives or friends by income quintile, household type and degree of urbanis(...) (ilc_scp12)
 -  Activities for people (qol_soc_ap)
 -  Participation in formal or informal voluntary activities or active citizenship by sex, age and educational attainme(...) (ilc_scp19)
 -  Participation in formal or informal voluntary activities, or active citizenship by income quintile, household type (...) (ilc_scp20)
 -  Reasons of non-participation in formal or informal voluntary activities, active citizenship in the last 12 months b(...) (ilc_scp21)
































































- 📁 Migrant integration and children in migration (mi)
 - 📁 Migrant integration (mii)
 - 📁 City statistics (mii_urb)
 - 📊 ZIP Population by citizenship and country of birth - cities and greater cities (urb_cpopcb)
 - 📊 ZIP Population by citizenship and country of birth - functional urban areas (urb_lpopcb)
 - 📁 Social inclusion (mii_soinc)
 - 📁 Income distribution and monetary poverty (mii_ip)
 - 📊 ZIP Mean and median income by broad group of citizenship (population aged 18 and over) (ilc_di15)
 - 📊 ZIP Mean and median income by broad group of country of birth (population aged 18 and over) (ilc_di16)
 - 📊 ZIP At-risk-of-poverty rate by broad group of citizenship (population aged 18 and over) (ilc_li31)
 - 📊 ZIP At-risk-of-poverty rate by broad group of country of birth (population aged 18 and over) (ilc_li32)
 - 📊 ZIP In-work at-risk-of-poverty rate by broad group of citizenship (population aged 18 and over) (ilc_iw15)
 - 📊 ZIP In-work at-risk-of-poverty rate by broad group of country of birth (population aged 18 and over) (ilc_iw16)
 - 📁 People at risk of poverty and social exclusion (mii_pe)
 - 📊 ZIP People at risk of poverty or social exclusion by broad group of citizenship (population aged 18 and over) (ilc_peps05)
 - 📊 ZIP People at risk of poverty or social exclusion by broad group of country of birth (population aged 18 and over) (ilc_peps06)
 - 📊 ZIP At-risk-of poverty rate for children by citizenship of their parents (population aged 0 to 17 years) (ilc_li33)
 - 📊 ZIP At-risk-of poverty rate for children by country of birth of their parents (population aged 0 to 17 years) (ilc_li34)
 - 📊 ZIP Persons aged 18 and over by risk of poverty, material deprivation, work intensity of the household and citizenship (...) (ilc_pees06)
 - 📊 ZIP Persons aged 18 and over by risk of poverty, material deprivation, work intensity of the household and country of b(...) (ilc_pees07)
 - 📁 Living condition (mii_lc)
 - 📊 ZIP Distribution of population by broad group of citizenship and tenure status (population aged 18 and over) (ilc_lvps15)
 - 📊 ZIP Distribution of population by broad group of country of birth and tenure status (population aged 18 and over) (ilc_lvps16)
 - 📊 ZIP Housing cost overburden rate by age, sex and broad group of citizenship (total population aged 18 and over) (ilc_lvho25)
 - 📊 ZIP Housing cost overburden rate by age, sex and broad group of country of birth (total population aged 18 and over) (ilc_lvho26)
 - 📊 ZIP Overcrowding rate by age, sex and broad group of citizenship (total population aged 18 and over) (ilc_lvho15)
 - 📊 ZIP Overcrowding rate by age, sex and broad group of country of birth (total population aged 18 and over) (ilc_lvho16)
 - 📊 ZIP People living in households with very low work intensity by broad group of citizenship (population aged 18 to 59 years) (ilc_lvhl15)
 - 📊 ZIP People living in households with very low work intensity by broad group of country of birth (population aged 18 to (...)) (ilc_lvhl16)
 - 📁 Material deprivation (mii_md)
 - 📊 ZIP Severe material deprivation rate by broad group of citizenship (population aged 18 and over) (ilc_mddd15)

-  Severe material deprivation rate by broad group of country of birth (population aged 18 and over) (ilc_mddd16)
-  Material and social deprivation rate by age, sex and broad group of citizenship (ilc_mdspd04)
-  Material and social deprivation rate by age, sex and broad group of country of birth (ilc_mdspd05)
-  Health (mii_health)
 -  Health status (mii_hlth_state)
 -  Self-perceived health by sex, age and groups of country of birth (hlth_silc_23)
 -  Self-perceived health by sex, age and groups of country of citizenship (hlth_silc_24)
 -  People having a long-standing illness or health problem, by sex, age and groups of country of birth (hlth_silc_25)
 -  People having a long-standing illness or health problem, by sex, age and groups of country of citizenship (hlth_silc_26)
 -  Self-perceived long-standing limitations in usual activities due to health problem by sex, age and groups of countr(...) (hlth_silc_27)
 -  Self-perceived long-standing limitations in usual activities due to health problem by sex, age and groups of countr(...) (hlth_silc_28)
 -  Severity of current depressive symptoms by sex, age and country of citizenship (hlth_ehis_mh2c)
 -  Current depressive symptoms by sex, age and country of birth (hlth_ehis_mh1b)
 -  Current depressive symptoms by sex, age and country of citizenship (hlth_ehis_mh1c)
 -  Severity of current depressive symptoms by sex, age and country of birth (hlth_ehis_mh2b)
 -  Severity of bodily pain by sex, age and country of birth (hlth_ehis_pn1b)
 -  Severity of bodily pain by sex, age and country of citizenship (hlth_ehis_pn1c)
 -  Persons reporting a chronic disease, by disease, sex, age and contry of birth (hlth_ehis_cd1b)
 -  Persons reporting a chronic disease, by disease, sex, age and broad group of citizenship (hlth_ehis_cd1c)
 -  Health determinants (mii_hlth_det)
 -  Body mass index (BMI) by sex, age and country of birth (hlth_ehis_bm1b)
 -  Body mass index (BMI) by sex, age and country of citizenship (hlth_ehis_bm1c)
 -  Performing health-enhancing physical activity by sex, age and country of birth (hlth_ehis_pe9b)
 -  Performing health-enhancing physical activity by sex, age and country of citizenship (hlth_ehis_pe9c)
 -  Daily consumption of fruit and vegetables by sex, age and country of birth (hlth_ehis_fv3b)
 -  Daily consumption of fruit and vegetables by sex, age and country of citizenship (hlth_ehis_fv3c)
 -  Frequency of fruit and vegetables consumption by sex, age and country of birth (hlth_ehis_fv1b)
 -  Frequency of fruit and vegetables consumption by sex, age and country of citizenship (hlth_ehis_fv1c)
 -  Smoking of tobacco products by sex, age and country of birth (hlth_ehis_sk1b)
 -  Smoking of tobacco products by sex, age and country of citizenship (hlth_ehis_sk1c)
 -  Frequency of alcohol consumption by sex, age and country of birth (hlth_ehis_al1b)
 -  Frequency of alcohol consumption by sex, age and country of citizenship (hlth_ehis_al1c)
 -  Overall perceived social support by sex, age and country of birth (hlth_ehis_ss1b)
 -  Overall perceived social support by sex, age and country of citizenship (hlth_ehis_ss1c)
 -  Health care (mii_hlth_care)
 -  Self-reported unmet needs for medical examination by sex, age, main reason declared and groups of country of birth (hlth_silc_29)
 -  Self-reported unmet needs for medical examination by sex, age, main reason declared and groups of country of citizenship (hlth_silc_30)













































- Self-reported unmet needs for dental examination by sex, age, main reason declared and groups of country of birth (hlth_silc_31)
 - Self-reported unmet needs for dental examination by sex, age, main reason declared and groups of country of citizenship (hlth_silc_32)
- Education (mii_educ)
 - Distribution of the population by educational attainment level (mii_edata)
 - Population by educational attainment level, sex, age and citizenship (%) (edat_lfs_9911)
 - Population by educational attainment level, sex, age and country of birth (%) (edat_lfs_9912)
 - Early leavers from education and training (mii_edatt1)
 - Early leavers from education and training by sex and citizenship (edat_lfse_01)
 - Early leavers from education and training by sex and country of birth (edat_lfse_02)
 - Young people by educational and labour status (incl. neither in employment nor in education and training - NEET) (mii_edatt0)
 - Young people neither in employment nor in education and training by sex, age and citizenship (NEET rates) (edat_lfse_23)
 - Young people neither in employment nor in education and training by sex, age and country of birth (NEET rates) (edat_lfse_28)
 - Participation in lifelong learning of population aged 18+ (mii_trng)
 - Participation rate in education and training (last 4 weeks) by sex, age and citizenship (trng_lfs_12)
 - Participation rate in education and training (last 4 weeks) by sex, age and country of birth (trng_lfs_13)
 - Education - regional series (mii_educ_r)
 - Distribution of the population by educational attainment level (mii_edata_r)
 - Population by educational attainment level, sex, age, country of birth and degree of urbanisation (%) (edat_lfs_9915)
 - Population by educational attainment level, sex, age, citizenship and degree of urbanisation (%) (edat_lfs_9916)
 - Population by educational attainment level, sex, age, country of birth and NUTS 2 regions (%) (edat_lfs_9917)
 - Population by educational attainment level, sex, age, citizenship and NUTS 2 regions (%) (edat_lfs_9918)
 - Young people by educational and labour status (incl. neither in employment nor in education and training - NEET) (mii_edatt0_r)
 - Young people neither in employment nor in education and training by sex, age, country of birth and degree of urbani(...) (edat_lfse_35)
 - Young people neither in employment nor in education and training by sex, age, citizenship and degree of urbanisatio(...) (edat_lfse_36)
 - Young people neither in employment nor in education and training by sex, age, country of birth and NUTS 2 regions ((...) (edat_lfse_37)
 - Young people neither in employment nor in education and training by sex, age, citizenship and NUTS 2 regions (NEET (...)) (edat_lfse_38)
 - Employment (mii_emp)
 - Population by sex, age, citizenship and labour status (1 000) (lfsa_pganws)
 - Population by sex, age, country of birth and labour status (lfsa_pgacws)
 - Activity rates (mii_act)
 - Activity rates by sex, age and citizenship (%) (lfsa_argan)
 - Activity rates by sex, age, educational attainment level and citizenship (lfsa_argaedn)
 - Activity rates by sex, age and country of birth (%) (lfsa_argacob)
 - Activity rates by sex, age, educational attainment level and country of birth (lfsa_argaedcob)

-  Unemployment (mii_une)
 -  Unemployment rates by sex, age and citizenship (%) (lfsa_urgan)
 -  Unemployment rates by sex, age and country of birth (%) (lfsa_urgacob)
 -  Long-term unemployment (12 months or more) as a percentage of the total unemployment, by sex, age and citizenship (%) (lfsa_upgan)
 -  Long-term unemployment (12 months or more) as a percentage of the total unemployment, by sex, age and country of bi(...) (lfsa_upgacob)
 -  Supplementary indicators to unemployment by sex and citizenship (lfsa_sup_nat)
 -  Supplementary indicators to unemployment by sex and country of birth (lfsa_sup_cob)
-  Employment and self-employment (mii_em)
 -  Employment rates by sex, age and citizenship (%) (lfsa_ergan)
 -  Employment rates by sex, age, educational attainment level and citizenship (lfsa_ergaedn)
 -  Employment rates by sex, age and country of birth (%) (lfsa_ergacob)
 -  Employment rates by sex, age, educational attainment level and country of birth (lfsa_ergaedcob)
 -  Part-time employment as percentage of the total employment, by sex, age and citizenship (%) (lfsa_eppgan)
 -  Part-time employment as percentage of the total employment, by sex, age and country of birth (%) (lfsa_eppgacob)
 -  Self-employment by sex, age and citizenship (1 000) (lfsa_esgan)
 -  Self-employment by sex, age and country of birth (1 000) (lfsa_esgacob)
 -  Temporary employees as percentage of the total number of employees, by sex, age and citizenship (%) (lfsa_etpgan)
 -  Temporary employees as percentage of the total number of employees, by sex, age and country of birth (%) (lfsa_etpgacob)
 -  Employment rates of young people not in education and training by sex, educational attainment level, years since co(...) (edat_lfse_31)
 -  Employment rates of young people not in education and training by sex, educational attainment level, years since co(...) (edat_lfse_32)
 -  Newly employed (share of people in current job for 12 months or less, in total employment) by age, professional sta(...) (lfsa_ewasn)
 -  Newly employed (share of people in current job for 12 months or less, in total employment) by age, professional sta(...) (lfsa_ewasc)
-  Employment - regional series (mii_emp_r)
 -  Regional population (mii_pop_r)
 -  Population by sex, age, citizenship, labour status and NUTS 2 regions (lfst_r_lfsd2pwn)
 -  Population by sex, age, country of birth, labour status and NUTS 2 regions (lfst_r_lfsd2pwc)
 -  Population by sex, age, citizenship, labour status and degree of urbanisation (lfst_r_pgauwsn)
 -  Population by sex, age, country of birth, labour status and degree of urbanisation (lfst_r_pgauwsc)
 -  Activity rates (mii_act_r)
 -  Activity rates by sex, age, educational attainment level, citizenship and NUTS 2 regions (lfst_r_lfp2acrtn)
 -  Activity rates by sex, age, educational attainment level, country of birth and NUTS 2 regions (lfst_r_lfp2actrc)
 -  Activity rates by sex, age, educational attainment level, citizenship and degree of urbanisation (lfst_r_arednu)
 -  Activity rates by sex, age, educational attainment level, country of birth and degree of urbanisation (lfst_r_aredcobu)
 -  Unemployment (mii_une_r)
























-  Unemployment by sex, age, country of birth and NUTS 2 regions (lfst_r_lfu2gac)
-  Unemployment by sex, age, citizenship and NUTS 2 regions (lfst_r_lfu2gan)
-  Unemployment by sex, age, country of birth and degree of urbanisation (lfst_r_lfu2gacu)
-  Unemployment by sex, age, citizenship and degree of urbanisation (lfst_r_lfu2ganu)
-  Unemployment rates by sex, age, country of birth and NUTS 2 regions (lfst_r_lfur2gac)
-  Unemployment rates by sex, age, citizenship and NUTS 2 regions (lfst_r_lfur2gan)
-  Unemployment rates by sex, age, country of birth and degree of urbanisation (lfst_r_lfur2gacu)
-  Unemployment rates by sex, age, citizenship and degree of urbanisation (lfst_r_lfur2ganu)
-  Employment and self-employment (mii_em_r)
 -  Employment rates by sex, age, educational attainment level, citizenship and NUTS 2 regions (lfst_r_lfe2emprtn)
 -  Employment rates by sex, age, educational attainment level, country of birth and NUTS 2 regions (lfst_r_lfe2emprc)
 -  Employment rates by sex, age, educational attainment level, citizenship and degree of urbanisation (lfst_r_erednu)
 -  Employment rates by sex, age, educational attainment level, country of birth and degree of urbanisation (lfst_r_eredcobu)
 -  Part-time employment by sex, age, educational attainment level, country of birth and degree of urbanisation (lfst_r_e2pgaedcu)
 -  Part-time employment by sex, age, educational attainment level, citizenship and degree of urbanisation (lfst_r_e2pgaednu)
 -  Self-employment by sex, age, country of birth and degree of urbanisation (lfst_r_e2sgacu)
 -  Self-employment by sex, age, citizenship and degree of urbanisation (lfst_r_e2sganu)
 -  Temporary employees by sex, age, educational attainment level, country of birth and degree of urbanisation (lfst_r_e2tgaedcu)
 -  Temporary employees by sex, age, educational attainment level, citizenship and degree of urbanisation (lfst_r_e2tgaednu)
-  Employment - quarterly series (mii_emp_q)
 -  Population (mii_lfsq_pop)
 -  Population by sex, age, citizenship and labour status (1 000) (lfsq_pganws)
 -  Population by sex, age, country of birth and labour status (1 000) (lfsq_pgacws)
 -  Activity (mii_lfsq_act)
 -  Active population by sex, age and citizenship (1 000) (lfsq_agan)
 -  Active population by sex, age and country of birth (1 000) (lfsq_agacob)
 -  Activity rates by sex, age and citizenship (%) (lfsq_argan)
 -  Activity rates by sex, age and country of birth (%) (lfsq_argacob)
 -  Employment (mii_lfsq_emp)
 -  Employment by sex, age and citizenship (1 000) (lfsq_egan)
 -  Employment by sex, age and country of birth (1 000) (lfsq_egacob)
 -  Employment rates by sex, age and citizenship (%) (lfsq_ergan)
 -  Employment rates by sex, age and country of birth (%) (lfsq_ergacob)
 -  Unemployment (mii_lfsq_unemp)
 -  Unemployment rates by sex, age and citizenship (%) (lfsq_urgan)
 -  Unemployment rates by sex, age and country of birth (%) (lfsq_urgacob)
 -  Unemployment by sex, age and citizenship (1 000) (lfsq_ugan)
 -  Unemployment by sex, age and country of birth (1 000) (lfsq_ugacob)
 -  Inactivity (mii_lfsq_inac)
 -  Inactive population by sex, age and citizenship (1 000) (lfsq_igan)
 -  Inactive population by sex, age and country of birth (1 000) (lfsq_igacob)
-  Active citizenship (mii_actctz)








-   ZIP Long-term residents among all non-EU citizens holding residence permits by citizenship on 31 December (%) (migr_resshare)
-   ZIP Residents who acquired citizenship as a share of resident non-citizens by former citizenship and sex (migr_acqs)
-  Recent immigrants - LFS series (mii_lfst)
 -   ZIP Recent immigrants by sex, age and citizenship (lfst_rimgpnga)
 -   ZIP Recent immigrants by sex, age and country of birth (lfst_rimgpcga)
 -   ZIP Active recent immigrants by sex, age and citizenship (lfst_rimganga)
 -   ZIP Active recent immigrants by sex, age and country of birth (lfst_rimgacga)
 -   ZIP Employed recent immigrants by sex, age and citizenship (lfst_rimgenga)
 -   ZIP Employed recent immigrants by sex, age and country of birth (lfst_rimgecga)
-  LFS ad-hoc modules on migrants (mii_ifso)
 -  2014. Migration and labour market (lfso_14)
 -  Immigrants and their descendants (lfso_14pop)
 -   ZIP Population by sex, age, migration status and citizenship (lfso_14pciti)
 -   ZIP Population by sex, age, migration status and country of birth (lfso_14pcob)
 -   ZIP Population by sex, age, migration status, country of birth and country of birth of parents (lfso_14pcobp)
 -   ZIP Population by sex, age, migration status and degree of urbanisation (lfso_14purb)
 -   ZIP Ranking of country of birth of first generation of immigrants by sex and age (lfso_14pcobrck)
 -   ZIP Ranking of citizenship by sex, age and migration status (lfso_14pcitirk)
 -  Background of immigrants and their descendants (lfso_14bck)
 -   ZIP Educational attainment level (ISCED11) distribution by sex, age, migration status and educational attainment level (...) (lfso_14beduc)
 -   ZIP First generation of immigrants by sex, citizenship, duration and reason for migration (lfso_14b1dr)
 -   ZIP Skills in host country language by migration status and citizenship (lfso_14blang)
 -  Labour market situation of immigrants (lfso_14lmk)
 -   ZIP Labour status distribution of the population by sex, age, migration status and educational attainment level (lfso_14lel)
 -   ZIP Activity rate by sex, age, migration status, citizenship and educational attainment level (lfso_14lactr)
 -   ZIP Employment rate by sex, age, migration status, citizenship and educational attainment level (lfso_14lempr)
 -   ZIP Employment rate of first generation of immigrants by sex, age, years of residence and reason for migration (lfso_14l1empr)
 -   ZIP Unemployment rate by sex, age, migration status, citizenship and educational attainment level (lfso_14luner)
 -   ZIP Employment by migration status, professional status, type of contract and full/part time (lfso_14lemp)
 -   ZIP Methods to find current job by migration status, educational attainment level and type of contract (lfso_14leecm)
 -   ZIP Employees by migration status, educational attainment level, occupation and working time (lfso_14leeow)
 -   ZIP Self-declared over-qualified employees as percentage of the total employees by sex, age, migration status and educa(...) (lfso_14loq)
 -  Immigrants and their main obstacles in participating in labour market (lfso_14obs)
 -   ZIP Obstacles to getting a suitable job by migration status, labour status and citizenship (%) (lfso_14ociti)
 -   ZIP Obstacles to getting a suitable job by migration status, labour status and educational attainment level (%) (lfso_14oeduc)

- Households by migration status, country of birth of parents and household composition (Ifso_14hhcompcob)
 - Households by migration status, working status and years of residence (Ifso_14hhwkmng)
 - Households by country of birth of parents, working status and years of residence (Ifso_14hhwkcob)
 - 2008. Labour market situation of migrants (Ifso_08)
 - Population by country of birth, country of birth of mother and father, sex and age (1 000) (Ifso_08cobsmf)
 - Population by country of birth, country of birth of parents, sex, age and labour status (1 000) (Ifso_08cobsp)
 - Population by country of birth, country of birth of parents, sex, age, educational attainment level and labour stat(...) (Ifso_08cobsped)
 - Percentage distribution of main reason for migration, by country of birth, sex and age (% of total migrants) (Ifso_08cobr)
 - Percentage distribution of main reason for migration, years of residence, sex and age (% of total migrants) (Ifso_08resr)
- Children in migration (asylum and managed migration) (mci)
 - Asylum statistics on children (mci_asy)
 - Asylum and first time asylum applicants by citizenship, age and sex - annual aggregated data (rounded) (migr_asyappctza)
 - Asylum and first time asylum applicants by citizenship, age and sex - monthly data (rounded) (migr_asyappctzm)
 - Persons subject of asylum applications pending at the end of the month by citizenship, age and sex - monthly data ((...)) (migr_asypenctzm)
 - Asylum applications withdrawn by citizenship, age and sex - annual aggregated data (rounded) (migr_asywitha)
 - Asylum applications withdrawn by citizenship, age and sex - monthly data (rounded) (migr_asywithm)
 - First instance decisions on applications by citizenship, age and sex - annual aggregated data (rounded) (migr_asydcfsta)
 - First instance decisions on applications by citizenship, age and sex - quarterly data (rounded) (migr_asydcfstq)
 - Final decisions in appeal or review on applications by citizenship, age and sex - annual data (rounded) (migr_asydcfina)
 - Resettled persons by age, sex and citizenship - annual data (rounded) (migr_asyresa)
 - Asylum applicants considered to be unaccompanied minors by citizenship, age and sex - annual data (rounded) (migr_asyunaa)
 - Residence permits statistics on children (mci_res)
 - First permits by reason, age, sex and citizenship (migr_resfas)
 - All valid permits by age, sex and citizenship on 31 December of each year (migr_resvas)
 - Long-term residents by age, sex and citizenship on 31 December of each year (migr_reslas)
 - Enforcement of immigration legislation statistics on children (mci_eil)
 - Third country nationals found to be illegally present - annual data (rounded) (migr_eipre)
 - Third country nationals ordered to leave - annual data (rounded) (migr_eiord)
 - Third country nationals ordered to leave by citizenship, age and sex - quarterly data (rounded) (migr_eiord1)
 - Third country nationals returned following an order to leave - annual data (rounded) (migr_eirtn)
 - Third country nationals returned following an order to leave by citizenship age and sex - quarterly data (rounded) (migr_eirtn1)





-  Economic globalisation indicators (egi)
 -  International trade (egi_tr)
 -  Exports of goods and services in % of GDP (tet00003)
 -  Imports of goods and services in % of GDP (tet00004)
 -  Export to import ratio (egi_tr1)
 -  Foreign direct investment (egi_fi)
 -  Inward FDI stocks in % of GDP (tec00105)
 -  Outward FDI stocks in % of GDP (tec00106)
 -  FDI flows intensity, market integration (tec00107)
 -  Employment (egi_em)
 -  Employment in Foreign Controlled Enterprises (egi_em1)
 -  Employment in Foreign Affiliates of Domestic Enterprises (egi_em2)
 -  Research and development (egi_rd)
 -  Intra-mural Business Enterprise R&D Expenditures in Foreign Controlled Enterprises (egi_rd1)
 -  Value added (egi_va)
 -  Value Added in Foreign Controlled Enterprises (egi_va1)
-  Equality (age and gender) (eq)
 -  Age equality (eq_age)
 -  Education (eq_aedu)
 -  Population by educational attainment level, sex and age (%) - main indicators (edat_lfse_03)
 -  Participation rate in education and training (last 4 weeks) by sex and age (trng_lfse_01)
 -  Labour market (eq_alm)
 -  Employment rates by sex, age and citizenship (%) (lfsa_ergan)
 -  Temporary employees as percentage of the total number of employees, by sex, age and citizenship (%) (lfsa_etpgan)
 -  Part-time employment as percentage of the total employment, by sex and age (%) (lfsa_eppga)
 -  Unemployment rates by sex, age and citizenship (%) (lfsa_urgan)
 -  Earnings and social inclusion (eq_aesi)
 -  Structure of earnings survey: hourly earnings (earn_ses_hourly)
 -  Gender pay gap in unadjusted form by age - NACE Rev. 2 activity (B-S except O), structure of earnings survey methodology (earn_gr_gpgr2ag)
 -  People at risk of poverty or social exclusion by age and sex (ilc_peps01)
 -  At-risk-of-poverty rate by poverty threshold, age and sex - EU-SILC and ECHP surveys (ilc_li02)
 -  At-risk-of-poverty rate before social transfers (pensions excluded from social transfers) by poverty threshold, age(...) (ilc_li10)
 -  Material deprivation rate for the 'Economic strain' and 'Durables' dimensions, by number of item of deprivation - E(...) (ilc_sip8)
 -  Severe housing deprivation rate by age, sex and poverty status - EU-SILC survey (ilc_mdho06a)
 -  Overcrowding rate by age, sex and poverty status - total population - EU-SILC survey (ilc_lvho05a)
 -  Health (eq_ahlt)
 -  Life expectancy by age, sex and educational attainment level (demo_mlexpecedu)
 -  Causes of death - standardised death rate (hlth_cd_asdr)
 -  Hospital discharges by diagnosis, in-patients, per 100 000 inhabitants (hlth_co_disch2)
 -  Self-reported unmet needs for medical examination by level of activity limitation, sex and age (hlth_dh030)
-  Digital economy and society (eq_aiso)
 -  Individuals - computer use (isoc_ci_cfp_cu)
 -  Individuals - internet use (isoc_ci_ifp_iu)
 -  Individuals using the internet for interacting with public authorities (isoc_bde15ei)

-   E-banking and e-commerce (isoc_bde15cbc)
-  Gender equality (eq_gend)
 -  Education (eq_gedu)
 -   Population by educational attainment level, sex and age (%) - main indicators (edat_lfse_03)
 -   Tertiary education graduates (educ_itertc)
 -   Early leavers from education and training by sex and labour status (edat_lfse_14)
 -   Participation rate in education and training (last 4 weeks) by sex and age (trng_lfse_01)
 -  Labour market (eq_glm)
 -   Employment and activity by sex and age - annual data (lfsi_emp_a)
 -   Employment rates by sex, age and educational attainment level (%) (lfsa_ergaed)
 -   Part-time employment as percentage of the total employment, by sex, age and citizenship (%) (lfsa_eppgan)
 -   Temporary employees by sex, age and main reason (lfsa_etgar)
 -   Unemployment by sex and age – annual data (une_rt_a)
 -   Long-term unemployment by sex - annual data (une_ltu_a)
 -  Earnings and social inclusion (eq_gesi)
 -   Gender pay gap in unadjusted form by NACE Rev. 2 activity - structure of earnings survey methodology (earn_gr_gpgr2)
 -   Structure of earnings survey: hourly earnings (earn_ses_hourly)
 -   Structure of earnings survey: monthly earnings (earn_ses_monthly)
 -   People at risk of poverty or social exclusion by age and sex (ilc_peps01)
 -   At-risk-of-poverty rate by poverty threshold, age and sex - EU-SILC and ECHP surveys (ilc_li02)
 -   Relative median income ratio (65+) - EU-SILC and ECHP surveys (ilc_pnp2)
 -   Self-reported unmet needs for medical examination by level of activity limitation, sex and age (hlth_dh030)
 -   Gender overall earnings gap (teqges01)
 -  Childcare (eq_gchi)
 -   Employment rate of adults by sex, age groups, educational attainment level, number of children and age of youngest (...) (lfst_hheredch)
 -   Percentage of part-time employment of adults by sex, age groups, number of children and age of youngest child (lfst_hhptechi)
 -   Children in formal childcare or education by age group and duration - % over the population of each age group - EU-(...) (ilc_caindformal)
 -  Health (eq_ghlt)
 -   Life expectancy by age and sex (demo_mlexpec)
 -   Healthy life years by sex (from 2004 onwards) (hlth_hlye)
 -   Causes of death - standardised death rate (hlth_cd_asdr)
 -   Hospital discharges by diagnosis, in-patients, per 100 000 inhabitants (hlth_co_disch2)
 -  Digital economy and society (eq_giso)
 -   Individuals - computer use (isoc_ci_cfp_cu)
 -   Individuals - internet use (isoc_ci_ifp_iu)
 -   Individuals using the internet for interacting with public authorities (isoc_bde15ei)
 -   E-banking and e-commerce (isoc_bde15cbc)
-  Quality of employment (qoe)
 -  Safety and ethics of employment (qoe_saet)
 -  Safety at work (qoe_sw)
 -   Number of fatal accidents at work by Member State and age, excluding road traffic accidents and accidents on board (...) (hsw_aw_fnms)
 -   Fatal Accidents at work by NACE Rev. 2 activity (hsw_n2_02)
 -   Number of accidents at work by NACE Rev. 1.1 activity, severity and sex (hsw_aw_nnasx)







-  Non-fatal accidents at work by NACE Rev. 2 activity and sex (hsw_n2_01)
-  Persons reporting exposure to risk factors that can adversely affect mental well-being by sex, age and NACE Rev. 1.(...) (hsw_exp5a)
-  Persons reporting exposure to risk factors that can adversely affect mental well-being by sex, age and NACE Rev. 2 (...) (hsw_exp5b)
-  Persons reporting exposure to risk factors that can adversely affect physical health by sex, age and NACE Rev. 1.1 (...) (hsw_exp6a)
-  Persons reporting exposure to risk factors that can adversely affect physical health by sex, age and NACE Rev. 2 ac(...) (hsw_exp6b)
-  Fair treatment in employment (qoe_eth)
 -  Gender pay gap in unadjusted form by NACE Rev. 2 activity - structure of earnings survey methodology (earn_gr_gpgr2)
 -  Employment by sex, age, professional status and occupation (1 000) (lfsa_egais)
 -  Employed persons discriminated at work during the last 12 months by sex and age (source: Eurofound) (qoe_ewcs_1c3)
 -  Employed women being in managerial positions by age (tqoe1c2)
-  Income and benefits from employment (qoe_inbe)
 -  Income from employment (qoe_inc)
 -  Structure of earnings survey: monthly earnings (earn_ses_monthly)
 -  Low-wage earners as a proportion of all employees (excluding apprentices) by sex (earn_ses_pub1s)
 -  Working time and work-life balance (qoe_woli)
 -  Working hours (qoe_woh)
 -  Average number of usual weekly hours of work in main job, by sex, professional status, full-time/part-time and econ(...) (lfsa_ewhun2)
 -  Average number of usual weekly hours of work in main job, by sex, professional status, full-time/part-time and econ(...) (lfsa_ewhuna)
 -  Long working hours in main job by sex, age, professional status and occupation (lfsa_qoe_3a2)
 -  Main reason for part-time employment - Distributions by sex and age (%) (lfsa_epgar)
 -  Weekly working hours by sex, age, professional status and occupation (lfsa_qoe_3a4)
 -  Employed persons having more than one job by sex (tqoe3a5)
 -  Working time arrangements (qoe_wta)
 -  Employed persons working at nights as a percentage of the total employment, by sex, age and professional status (%) (lfsa_ewpnig)
 -  Employed persons working in the evenings as a percentage of the total employment, by sex, age and professional stat(...) (lfsa_ewpeve)
 -  Work on weekends by sex, age, professional status and occupation (lfsa_qoe_3b3)
 -  Employees with a flexible work schedule by sex (tqoe3b4)
 -  Work-life balance (qoe_wlb)
 -  Employment rate of adults by sex, age groups, educational attainment level, number of children and age of youngest (...) (lfst_hheredch)
 -  Percentage of employed adults working at home by sex, age groups, number of children and age of youngest child (lfst_hhwahchi)
 -  Mean duration of commuting time one-way between work and home by sex and age (source: Eurofound) (qoe_ewcs_3c3)
 -  Security of employment and social protection (qoe_soe)
 -  Temporary employees by sex, age and main reason (lfsa_etgar)
 -  Temporary employees as percentage of the total number of employees, by sex, age and citizenship (%) (lfsa_etpgan)
 -  Job tenure by sex, age, professional status and occupation (lfsa_qoe_4a2)

-  Temporary employment agency workers by sex, age and NACE Rev. 2 activity (lfsa_qoe_4a6r2)
-  Temporary employment agency workers by sex, age and NACE Rev. 1.1 activity (lfsa_qoe_4a6r1)
-  Precarious employment by sex, age and NACE Rev. 2 activity (lfsa_qoe_4ax1r2)
-  Precarious employment by sex, age and NACE Rev. 1.1 activity (lfsa_qoe_4ax1r1)
-  Employed persons expecting a possible loss of their job in the next 6 months by sex and age (source: Eurofound) (qoe_ewcs_4a5)
-  Self-employment by sex, age and educational attainment level (1 000) (lfsa_esgaed)
-  Employed persons being self-employed without employees by sex (tqoe4a3)

Social dialogue (qoe_sod)




-  2014 - Number of employees by sex, economic activity and collective pay agreement (earn_ses14_01)
-  2010 - Number of employees by sex, economic activity and collective pay agreement (earn_ses10_01)
-  2006 - Number of employees by economic activity, collective pay agreement, sex (earn_ses06_01)
-  2002 - Number of employees by economic activity, collective pay agreement, sex, employment contract (earn_ses_agt01)

Skills development and training (qoe_trsk)






-  Employed persons participating in job-related non-formal education and training in the past 12 months by sex and ag(...) (qoe_ewcs_6_1)
-  Volume of job-related non-formal education and training per participant in the last 12 months by duration, sex and (...) (qoe_ewcs_6_2)
-  Employed persons perceiving that their job-related non-formal education and training helped to improve the way they(...) (qoe_ewcs_6_3)
-  Employed persons whose job involves improving their skills by sex and age (source: Eurofound) (qoe_ewcs_6_4)
-  Employed persons whose work experience and job skills would be helpful to find another job by sex and age (source: (...)) (qoe_ewcs_6_5)
-  Employed persons having the opportunity to use their knowledge and skills in their current job by sex and age (sour(...)) (qoe_ewcs_6_6)

Employment-related relationships and work motivation (qoe_relmot)


Employment-related relationships (qoe_rel)















































-  Employed persons having a good relationship with their colleagues by sex and age (source: Eurofound) (qoe_ewcs_7a1)
-  Employees having a good relationship with their supervisor by sex and age (source: Eurofound) (qoe_ewcs_7a2)
-  Employed persons exposed to employment-related physical, psychological or sexual violence in the last 12 months by (...) (qoe_ewcs_7a3)




































































































Work motivation (qoe_mot)




-  Employed persons being able to choose their methods of work or to influence their pace of work by sex and age (sour(...)) (qoe_ewcs_7b1)
-  Employees receiving regular feedback from their supervisor by sex and age (source: Eurofound) (qoe_ewcs_7b2)
-  Employed persons thinking that they do useful work by sex and age (source: Eurofound) (qoe_ewcs_7b3)
-  Employed persons having to work at very high speed or to tight deadlines by sex and age (source: Eurofound) (qoe_ewcs_7b4)
-  Employed persons being able to influence decisions that affect their work by sex and age (source: Eurofound) (qoe_ewcs_7b5)

Agri-environmental indicators (ai)




-  Area under organic farming (sdg_02_40)




-  Sales of fertilisers by type of nutrient (source: Fertilizers Europe) (tai01)
-  Sales of pesticides by type of pesticide (tai02)
-  Share of irrigable and irrigated areas in utilised agricultural area (UAA) by NUTS 2 regions (tai03)
-  Final energy consumption by agriculture/forestry per hectare of utilised agricultural area (tai04)
-  Share of main land types in utilised agricultural area (UAA) by NUTS 2 regions (tai05)
-  Share of main livestock types in total livestock units (LSU) by NUTS 2 regions (tai06)
-  Livestock density index (tai09)
-  Gross nutrient balance on agricultural land (t2020_rn310)
-  Ammonia emissions from agriculture (source: EEA) (sdg_02_60)
-  Ammonia emissions from agriculture - % of total emissions (source: EEA) (tai07)
-  Greenhouse gas emissions from agriculture (tai08)
-  Estimated soil loss by water erosion by land cover type (source: JRC) (tai10)
-  Share of landcover types affected by severe erosion (source: JRC) (tai11)
-  Climate change (cli)
 -  Greenhouse gas emissions (cli_gge)
 -  Greenhouse gas emissions by source sector (source: EEA) (env_air_gge)
 -  Greenhouse gas emissions (source: EEA) (sdg_13_10)
 -  Air emissions accounts by NACE Rev. 2 activity (env_ac_ainah_r2)
 -  Air emissions accounts totals bridging to emission inventory totals (env_ac_aibrid_r2)
 -  Air emissions intensities by NACE Rev. 2 activity (env_ac_aeint_r2)
 -  Emissions of greenhouse gases and air pollutants from final use of CPA08 products - input-output analysis, ESA 2010 (env_ac_io10)
 -  Greenhouse gas emissions in ESD sectors (t2020_35)
 -  Greenhouse gas emissions from agriculture (tai08)
 -  Greenhouse gas emissions intensity of energy consumption (source: EEA and Eurostat) (sdg_13_20)
 -  Average CO2 emissions per km from new passenger cars (source: EEA, DG CLIMA) (sdg_12_30)
 -  Drivers (cli_dri)
 -  Energy (cli_dri_nrg)
 -  Primary energy consumption (sdg_07_10)
 -  Final energy consumption (sdg_07_11)
 -  Final energy consumption in households (t2020_rk200)
 -  Final energy consumption in households per capita (sdg_07_20)
 -  Final energy consumption in households by fuel (t2020_rk210)
 -  Final energy consumption by product (ten00123)
 -  Final energy consumption by sector (ten00124)
 -  Final energy consumption in services by type of fuel (ten00128)
 -  Final energy consumption in industry by type of fuel (ten00129)
 -  Complete energy balances (nrg_bal_c)
 -  Share of fossil fuels in gross available energy (nrg_ind_ffgae)
 -  Share of fuels in final energy consumption (nrg_ind_fecf)
 -  Production of electricity and derived heat by type of fuel (nrg_bal_peh)
 -  Electricity production capacities by main fuel groups and operator (nrg_inf_epc)
 -  Key indicators of physical energy flow accounts by NACE Rev. 2 activity (env_ac_pefa04)
 -  Energy supply and use by NACE Rev. 2 activity (env_ac_pefasu)
 -  Transport (cli_dri_tran)
 -  Air passenger transport between main airports in each reporting country and partner reporting countries (avia_paoac)
 -  Freight and mail air transport between main airports in each reporting country and partner reporting countries (avia_gooac)




-   ZIP Summary of annual road freight transport by type of operation and type of transport (1 000 t, Mio Tkm, Mio Veh-km) (road_go_ta_tott)
-   ZIP Modal split of freight transport (tran_hv_frmo)
-   ZIP Volume of freight transport relative to GDP (tran_hv_frtra)
-   ZIP Modal split of passenger transport (tran_hv_psmo)
-   ZIP Volume of passenger transport relative to GDP (tran_hv_pstra)
-   ZIP Final energy consumption in transport by type of fuel (ten00126)
-   ZIP Final energy consumption in road transport by type of fuel (ten00127)
-  Industrial processes and product use (cli_dri_ind)
 -   ZIP Production in industry - annual data (sts_inpr_a)
 -   ZIP Production in construction - annual data (sts_copr_a)
 -   ZIP Total production by PRODCOM list (NACE Rev. 2) - annual data (DS-066342)
-  Waste (cli_dri_was)
 -   ZIP Management of waste excluding major mineral waste, by waste management operations (env_wasoper)
 -   ZIP Landfill rate of waste excluding major mineral wastes (t2020_rt110)
 -   ZIP Municipal waste by waste management operations (env_wasmun)
-  Agriculture (cli_dri_agr)
 -   ZIP Bovine population - annual data (apro_mt_lscatl)
 -   ZIP Share of main livestock types in total livestock units (LSU) by NUTS 2 regions (tai06)
 -   ZIP Livestock density index (tai09)
 -   ZIP Livestock: number of farms and heads of animals by type of farming (2-digit) (ef_olslsuft)
 -   ZIP Animal populations by NUTS 2 regions (agr_r_animal)
 -   ZIP Utilised agricultural area (UAA) managed by low-, medium- and high-input farms (source: FADN) (aei_ps_inp)
 -   ZIP Sales of fertilisers by type of nutrient (source: Fertilizers Europe) (tai01)
 -   ZIP Consumption of inorganic fertilizers (aei_fm_usefert)
-  Land use, land use change and forestry (cli_dri_ovl)
 -   ZIP Land use overview by NUTS 2 regions (lan_use_oww)
 -   ZIP Land cover overview by NUTS 2 regions (lan_lcv_oww)
 -   ZIP Area of wooded land (source: EFA questionnaire) (for_area_efa)
 -   ZIP Area of wooded land (source: FAO - FE) (for_area)
 -   ZIP Volume of timber over bark (source: EFA questionnaire) (for_vol_efa)
 -   ZIP Volume of timber (source: FAO - FE) (for_vol)
 -   ZIP Protected forests and forests under Natura 2000 (for_protect)
 -   ZIP Protective functions of forests (for_profnc)
 -   ZIP Sawnwood and panels (for_swpan)
 -   ZIP Land cover for FAO Forest categories by NUTS 2 regions (lan_lcv_fao)
-  Mitigation (cli_mit)
 -    ZIP Supply, transformation and consumption of renewables and wastes (nrg_cb_rw)
 -    ZIP Share of energy from renewable sources (nrg_ind_ren)
 -    ZIP Electricity production capacities for renewables and wastes (nrg_inf_epcrw)
 -    ZIP Liquid biofuels production capacities (nrg_inf_lbpc)
 -    ZIP Solar thermal collectors' surface (nrg_inf_stcs)
 -    ZIP Heat pumps - technical characteristics by technologies (nrg_inf_hptc)
 -    ZIP Nuclear energy facilities (nrg_inf_nuc)
 -    ZIP Energy efficiency (nrg_ind_eff)
 -    ZIP Modal shift potential of long-distance road freight in containers - tonne-kilometre (tran_im_mosp)
 -    ZIP Environmental taxes by economic activity (NACE Rev. 2) (env_ac_taxind2)
 -    ZIP Production, value added and exports in the environmental goods and services sector (env_ac_egss2)




   Environmental protection expenditure by environmental domains (NACE Rev. 2, B-E) (sbs_env_dom_r2)




 Impact and adaptation (cli_iad)




   Mean near surface temperature deviation (source: EEA) (cli_iad_td)




   Global mean ocean surface acidity (source: CMEMS) (sdg_14_50)




   Climate related economic losses by type of event (source: EEA) (cli_iad_loss)




   Cooling and heating degree days by NUTS 2 regions - monthly data (nrg_chddr2_m)




   Cooling and heating degree days by NUTS 2 regions - annual data (nrg_chddr2_a)




   Environment - cities and greater cities (urb_cenv)




   Share of irrigable and irrigated areas in utilised agricultural area (UAA) by NUTS 2 regions (tai03)




   Main vine varieties by age group (vit_t4)




   Land use: number of farms and areas of different crops by type of farming (2-digit) (ef_oluft)




   Land use: number of farms and areas of different crops by agricultural size of farm (UAA) and NUTS 2 regions (ef_oluaareg)




   Gross nutrient balance on agricultural land (t2020_rn310)


   Water exploitation index, plus (WEI+) (source: EEA) (sdg_06_60)




   Water resources: long-term annual average (ten00001)


   Fresh water abstraction by source - million m³ (ten00002)

   Water abstracted by sector of use (ten00006)


   Water productivity (t2020_rd210)

 Climate action initiatives (cli_act)




   Contribution to the international 100bn USD commitment on climate related expending (source: DG CLIMA, EIONET) (sdg_13_50)




 Skills-related statistics (sks)




 Skills supply - indirect measures (sks_sim)




 Education and training - labour force survey (sks_simlf)




 Population by educational attainment level (sks_simlf_pop)




   Population by sex, age and educational attainment level (1 000) (lfsa_pgaed)




   Population by educational attainment level, sex and age (%) - main indicators (edat_lfse_03)




   Population aged 25-64 by educational attainment level, sex and NUTS 2 regions (%) (edat_lfse_04)




   Population by educational attainment level, sex, age and labour status (1 000) (edat_lfs_9902)

   Population by educational attainment level, sex, age and labour status (%) (edat_lfs_9904)




   Population by educational attainment level, sex, age and citizenship (%) (edat_lfs_9911)




   Population by educational attainment level, sex, age and country of birth (%) (edat_lfs_9912)




   Population by educational attainment level, sex, age and degree of urbanisation (%) (edat_lfs_9913)




   Population aged 15-34 by educational attainment level, sex, age and programme orientation (%) (edat_lfs_9914)




 Early leavers from education and training (edatt1)




   Early leavers from education and training by sex and labour status (edat_lfse_14)

   Early leavers from education and training by sex and citizenship (edat_lfse_01)




   Early leavers from education and training by sex and country of birth (edat_lfse_02)




   Early leavers from formal education by sex and labour status (edat_lfse_15)














































































   Early leavers from education and training by sex and NUTS 2 regions (edat_lfse_16)

   Early leavers from education and training by sex and degree of urbanisation (edat_lfse_30)

 Education and training - UNESCO, OECD, Eurostat (UOE) joint data collection (sks_simuoe)































































   Graduates by education level, programme orientation, completion, sex and age (educ_uoe_grad01)

   Graduates in tertiary education by age groups - per 1000 of population aged 20-29 (educ_uoe_grad05)

































-   ZIP Graduates in tertiary education, in science, math., computing, engineering, manufacturing, construction, by sex - p(...) (educ_uae_grad04)
-   ZIP Graduates at doctoral level by sex and age groups - per 1000 of population aged 25-34 (educ_uae_grad06)
-   ZIP Graduates at doctoral level, in science, math., computing, engineering, manufacturing, construction, by sex - per 1(...) (educ_uae_grad07)
-   ZIP Distribution of graduates at education level and programme orientation by sex and field of education (educ_uae_grad03)
-  Education and training - human resources in science and technology (HRST) (sks_simhr)
 -   ZIP HRST by category, sex and age (hrst_st_ncat)
 -   ZIP HRST with tertiary education by sex, age and field of education (hrst_st_nfiensex)
 -   ZIP HRST with tertiary education by age and field of education (hrst_st_nfieage)
 -   ZIP HRST by category and NUTS 2 regions (hrst_st_rcat)
 -   ZIP HRST by category, sex and NUTS 1 regions (hrst_st_rsex)
 -   ZIP HRST by category, age and NUTS 1 regions (hrst_st_rage)
-  Skills supply - self-reported measures (sks_ssr)
 -  Digital skills - ICT usage in households and by individuals (sks_srds)
 -  Internet and computer use (sks_sr_icti)
 -   ZIP Individuals - computer use (isoc_ci_cfp_cu)
 -   ZIP Individuals - frequency of computer use (isoc_ci_cfp_fu)
 -   ZIP Individuals - places of computer use (isoc_ci_cfp_pu)
 -   ZIP Individuals - frequency of internet use (isoc_ci_ifp_fu)
 -   ZIP Individuals - use of cloud services (isoc_cicci_use)
 -   ZIP Individuals who have never used a computer (isoc_r_cux_i)
 -  ICT users (sks_sr_ictu)
 -   ZIP Individuals' level of digital skills (isoc_sk_dskl_i)
 -   ZIP Individuals' level of computer skills (isoc_sk_cskl_i)
 -   ZIP Individuals' level of internet skills (isoc_sk_iskl_i)
 -   ZIP Way of obtaining ICT skills (isoc_sk_how_i)
 -   ZIP Most recent training course on computer use (isoc_sk_rtc_i)
 -   ZIP Reasons for not having taken a computer course (isoc_sk_rnct_i)
 -  Language skills - adult education survey (sks_ssaes)
 -  Number of foreign languages known (edat_aes_I2)
 -   ZIP Number of foreign languages known (self-reported) by sex (edat_aes_I21)
 -   ZIP Number of foreign languages known (self-reported) by age (edat_aes_I22)
 -   ZIP Number of foreign languages known (self-reported) by educational attainment level (edat_aes_I23)
 -   ZIP Number of foreign languages known (self-reported) by labour status (edat_aes_I24)
 -   ZIP Number of foreign languages known (self-reported) by occupation (edat_aes_I25)
 -   ZIP Number of foreign languages known (self-reported) by degree of urbanisation (edat_aes_I26)
 -  Level of the best-known foreign language (edat_aes_I3)
 -   ZIP Level of the best-known foreign language (self-reported) by sex (edat_aes_I31)
 -   ZIP Level of the best-known foreign language (self-reported) by age (edat_aes_I32)
 -   ZIP Level of the best-known foreign language (self-reported) by educational attainment level (edat_aes_I33)
 -   ZIP Level of the best-known foreign language (self-reported) by labour status (edat_aes_I34)
 -   ZIP Level of the best-known foreign language (self-reported) by occupation (edat_aes_I35)
 -   ZIP Level of the best-known foreign language (self-reported) by degree of urbanisation (edat_aes_I36)
 -  Skills demand - indirect measures (sks_dim)




































- ZIP Employment by sex, age and citizenship (1 000) (lfsa_egan)
 - ZIP Employment by sex, age and educational attainment level (1 000) (lfsa_egaed)
 - ZIP Employment by sex, age and professional status (1 000) (lfsa_egaps)
 - ZIP Employment by sex, age and economic activity (from 2008 onwards, NACE Rev. 2) - 1 000 (lfsa_egan2)
 - ZIP Employment by sex, age and detailed economic activity (from 2008 onwards, NACE Rev. 2 two digit level) - 1 000 (lfsa_egan22d)
 - ZIP Employment by sex, age, time since job started and economic activity (from 2008 onwards, NACE Rev. 2) - 1 000 (lfsa_egdn2)
 - ZIP Employment by occupation and economic activity (from 2008 onwards, NACE Rev. 2) - 1 000 (lfsa_eisn2)
 - ZIP Employment by sex, age, professional status and occupation (1 000) (lfsa_egais)
 - ZIP Employment by sex, occupation and educational attainment level (1 000) (lfsa_egised)
 - ZIP Employed persons working from home as a percentage of the total employment, by sex, age and professional status (%) (lfsa_ehomp)
 - ZIP Employment by sex, age and European socio-economic group (lfsa_esegg)
 - ZIP Employment by age and European socio-economic group (lfsa_esega)
 - ZIP Employment by educational attainment level, age and European socio-economic group (lfsa_eseged)
 - ZIP Employment by NACE Rev. 2 activity, age and European socio-economic group (lfsa_esegn2)
 - ZIP Employment rates by sex, age and citizenship (%) (lfsa_ergan)
 - ZIP Employment rates by sex, age and country of birth (%) (lfsa_ergacob)
 - ZIP Employment rates by sex, age and educational attainment level (%) (lfsa_ergaed)
 - ZIP Self-employment by sex, age and citizenship (1 000) (lfsa_esgan)
 - ZIP Self-employment by sex, age and country of birth (1 000) (lfsa_esgacob)
 - ZIP Self-employment by sex, age and educational attainment level (1 000) (lfsa_esgaed)
 - ZIP Self-employment by sex, age and economic activity (from 2008 onwards, NACE Rev. 2) - 1 000 (lfsa_esgan2)
 - ZIP Self-employment by sex, age and occupation (1 000) (lfsa_esgais)
 - ZIP Employees by sex, age and educational attainment level (1 000) (lfsa_eegaed)
 - ZIP Employees by sex, age and economic activity (from 2008 onwards, NACE Rev. 2) - 1 000 (lfsa_eegan2)
 - ZIP Employees by sex, age and occupation (1 000) (lfsa_eegais)
 - ZIP Temporary employees by sex, age and main reason (lfsa_etgar)
 - ZIP Temporary employees as percentage of the total number of employees, by sex, age and citizenship (%) (lfsa_etpgan)
 - ZIP Temporary employees as percentage of the total number of employees, by sex, age and country of birth (%) (lfsa_etpgacob)
 - ZIP Full-time and part-time employment by sex, age and educational attainment level (1 000) (lfsa_epgaed)
 - ZIP Full-time and part-time employment by sex and economic activity (from 2008 onwards, NACE Rev. 2) - 1 000 (lfsa_epgan2)
 - ZIP Full-time and part-time employment by sex, age and economic activity - NACE A10 (from 2008 onwards, NACE Rev. 2) - 1 000 (lfsa_epgn62)





























-  Full-time and part-time employment by sex, age and occupation (1 000) (lfsa_epgais)
-  Main reason for part-time employment - Distributions by sex and age (%) (lfsa_epgar)
-  Part-time employment as percentage of the total employment, by sex and age (%) (lfsa_eppga)
-  Part-time employment as percentage of the total employment, by sex, age and citizenship (%) (lfsa_eppgan)
-  Part-time employment as percentage of the total employment, by sex, age and country of birth (%) (lfsa_eppgacob)
-  Involuntary part-time employment as percentage of the total part-time employment, by sex and age (%) (lfsa_eppgai)
-  Working time (sks_dimlf_wt)
 -  Average number of usual weekly hours of work in main job, by sex, professional status, full-time/part-time and econ(...) (lfsa_ewhun2)
 -  Average number of usual weekly hours of work in main job, by sex, professional status, full-time/part-time and occu(...) (lfsa_ewhuis)
 -  Average number of actual weekly hours of work in main job, by sex, professional status, full-time/part-time and eco(...) (lfsa_ewhan2)
 -  Average number of actual weekly hours of work in main job, by sex, professional status, full-time/part-time and occ(...) (lfsa_ewhais)
-  Quality of employment (sks_dimlf_qe)
 -  Long working hours in main job by sex, age, professional status and occupation (lfsa_qoe_3a2)
 -  Job tenure by sex, age, professional status and occupation (lfsa_qoe_4a2)
 -  Precarious employment by sex, age and NACE Rev. 2 activity (lfsa_qoe_4ax1r2)
-  Youth employment (sks_dimlf_je)
 -  Youth employment by sex, age and educational attainment level (yth_empl_010)
 -  Youth employment rate by sex, age and country of birth (yth_empl_020)
 -  Youth employment rate by sex, age and NUTS 2 regions (yth_empl_030)
 -  Youth self-employment by sex, age and educational attainment level (yth_empl_040)
 -  Young temporary employees as percentage of the total number of employees, by sex, age and country of birth (yth_empl_050)
 -  Part-time employment as percentage of the total employment for young people by sex, age and country of birth (yth_empl_060)
 -  Main reasons for part-time employment of young people by sex and age (yth_empl_070)
 -  Involuntary part-time employment as percentage of the total part-time employment for young people by sex and age (yth_empl_080)
-  Young people by educational and labour status (incl. neither in employment nor in education and training - NEET) (sks_dimlf_yp)
 -  Young people neither in employment nor in education and training by sex, age and labour status (NEET rates) (edat_lfse_20)
 -  Young people neither in employment nor in education and training by sex, age and educational attainment level (NEET(...)) (edat_lfse_21)
 -  Young people neither in employment nor in education and training by sex and NUTS 2 regions (NEET rates) (edat_lfse_22)
 -  Young people neither in employment nor in education and training by sex, age and citizenship (NEET rates) (edat_lfse_23)
 -  Young people neither in employment nor in education and training by sex, age and country of birth (NEET rates) (edat_lfse_28)
 -  Young people neither in employment nor in education and training by sex, age and degree of urbanisation (NEET rates) (edat_lfse_29)


-  Labour status of young people by years since completion of highest level of education (sks_dimlf_ls)
 -   Employment rates of young people not in education and training by sex, educational attainment level and years since(...) (edat_lfse_24)
 -   Employment rates of young people not in education and training by sex, educational attainment level, years since co(...) (edat_lfse_31)
 -   Employment rates of young people not in education and training by sex, educational attainment level, years since co(...) (edat_lfse_32)
 -   Employment rates of young people not in education and training by sex, educational attainment level, years since co(...) (edat_lfse_33)
 -   Employment rates of young people not in education and training by sex, educational attainment level, years since co(...) (edat_lfse_34)
-  Employment - ICT usage and e-commerce in enterprises (sks_dimict)
 -  ICT specialists in employment (sks_dimict_em)
 -   Employed ICT specialists - total (isoc_sks_itspt)
 -   Employed ICT specialists by sex (isoc_sks_itsps)
 -   Employed ICT specialists by educational attainment level (isoc_sks_itspe)
 -   Employed ICT specialists by age (isoc_sks_itspa)
 -   Percentage of the ICT personnel in total employment (isoc_bde15ap)
 -  ICT training (sks_dimict_tr)
 -   Employed persons with ICT education by sex (isoc_ski_itsex)
 -   Employed persons with ICT education by educational attainment level (isoc_ski_itedu)
 -   Employed persons with ICT education by age (isoc_ski_itage)
-  Employment - research and development (sks_dimird)
 -   Total R&D personnel by sectors of performance, occupation and sex (rd_p_persocc)
 -   Total R&D personnel and researchers by sectors of performance, as % of total labour force and total employment, and(...) (rd_p_perslf)
 -   Share of female researchers by sectors of performance (rd_p_femres)
 -   Total R&D personnel and researchers by sectors of performance, educational attainment level (ISCED1997) and sex (rd_p_persqual)
 -   Total R&D personnel and researchers by sectors of performance, sex and fields of science (rd_p_perssci)
 -   Researchers in government and higher education sector by age and sex (rd_p_persage)
 -   Researchers in government and higher education sector by citizenship and sex (rd_p_perscitiz)
 -   Total R&D personnel and researchers in business enterprise sector by NACE Rev. 2 activity and sex (rd_p_bempoccr2)
 -   Total R&D personnel and researchers in business enterprise sector by size class and sex (rd_p_perssize)
 -   Total R&D personnel and researchers by sectors of performance, sex and NUTS 2 regions (rd_p_persreg)
-  Employment - high-tech industry and knowledge-intensive services (sks_dimiht)
 -   Employment statistics on high-tech industries and Knowledge Intensive Services at the national level (from 2008 onw(...)) (htec_emp_sbs2)
 -   Employment in technology and knowledge-intensive sectors at the national level, by sex (from 2008 onwards, NACE Rev. 2) (htec_emp_nat2)
 -   Employment in technology and knowledge-intensive sectors at the national level, by type of occupation (from 2008 on(...)) (htec_emp_nisco2)
 -   Employment in technology and knowledge-intensive sectors at the national level, by level of education (from 2008 on(...)) (htec_emp_niscsd2)
 -   Employed HRST by category, age and NACE Rev. 2 activity (from 2008 onwards) (hrst_st_nsec2)



-  Employed HRST by category, sex, age and NACE Rev. 2 activity (from 2008 onwards) (hrst_st_nsecsex2)
-  Employment in technology and knowledge-intensive sectors by NUTS 2 regions and sex (from 2008 onwards, NACE Rev. 2) (htec_emp_reg2)
-  Employment in technology and knowledge-intensive sectors by NUTS 1 regions and type of occupation (from 2008 onward(...)) (htec_emp_risco2)
-  Employment in technology and knowledge-intensive sectors by NUTS 1 regions and level of education (from 2008 onward(...)) (htec_emp_riscd2)
-  Employed HRST by category, NACE Rev. 2 activity and NUTS 1 regions (from 2008 onwards) (hrst_st_rsec2)
-  Annual data on employment in knowledge-intensive activities at the national level, by sex (from 2008 onwards, NACE (...)) (htec_kia_emp2)
-  Employment - human resources in science and technology (HRST) (sks_dimhr)
 -  Employed HRST by category, age and occupation (hrst_st_nocc)
 -  Employed HRST by category, age and NACE Rev. 2 activity (from 2008 onwards) (hrst_st_nsec2)
 -  Employed HRST by category, sex, age and NACE Rev. 2 activity (from 2008 onwards) (hrst_st_nsecsex2)
 -  Employed HRST with tertiary education by age, field of education and occupation (hrst_st_nfieocc)
 -  Employed HRST by category, NACE Rev. 2 activity and NUTS 1 regions (from 2008 onwards) (hrst_st_rsec2)
 -  Data on job-to-job mobility of HRST (hrst_fl_mob)
 -  Job-to-job mobility of HRST by sex (hrst_fl_mobsex)
 -  Job-to-job mobility of HRST by age (hrst_fl_mobage)
 -  Job-to-job mobility of HRST by NACE Rev. 1.1 activity (1996-2008) (hrst_fl_mobsect)
 -  Job-to-job mobility of HRST by NACE Rev. 2 activity (from 2008 onwards) (hrst_fl_mobsect2)
-  Skills demand - direct measures (sks_ddm)
 -  Newly employed - labour force survey (sks_ddmlf)
 -  Newly employed (share of people in current job for 12 months or less, in total employment) by age, professional sta(...) (lfsa_ewasn)
 -  Job vacancies - job vacancy statistics (sks_ddmjv)
 -  Job vacancy statistics by NACE Rev. 2 activity - quarterly data (from 2001 onwards) (jvs_q_nace2)
-  Skills demand - self-reported measures (sks_dsr)
 -  Digital skills - ICT usage and e-commerce in enterprises (sks_dsrds)
 -  Enterprises that employ ICT specialists (isoc_ske_itспен2)
 -  Enterprises that recruited or tried to recruit ICT specialists (isoc_ske_itrcrn2)
 -  Enterprises - ICT functions performed (isoc_ske_fct)
 -  Use of computers and the internet by employees (isoc_ci_cm_pn2)
-  Skills development (sks_dev)
 -  Participation in education and training - labour force survey (sks_devlf)
 -  Population by sex, age and participation in education and training (last 4 weeks) (1 000) (lfsa_pgaied)
 -  Main indicators on adult participation in learning - LFS data from 1992 onwards (trng_lfs_4w0)
 -  Participation rate in education and training (last 4 weeks) by sex and age (trng_lfse_01)
 -  Participation rate in education and training (last 4 weeks) by sex and labour status (trng_lfse_02)
 -  Participation rate in education and training (last 4 weeks) by sex and educational attainment level (trng_lfse_03)

-  Participation rate in education and training (last 4 weeks) by NUTS 2 regions (trng_lfse_04)
-  Participation in education and training (last 4 weeks) - population aged 18+ (trng_lfs_4w1)
 -  Participation rate in education and training (last 4 weeks) by sex and age (trng_lfs_01)
 -  Participation rate in education and training (last 4 weeks) by sex, age and educational attainment level (trng_lfs_02)
 -  Participation rate in education and training (last 4 weeks) by sex, age and labour status (trng_lfs_03)
 -  Participation rate in education and training (last 4 weeks) by sex, age and citizenship (trng_lfs_12)
 -  Participation rate in education and training (last 4 weeks) by sex, age and country of birth (trng_lfs_13)
 -  Participation rate in education and training (last 4 weeks) by sex, age and degree of urbanisation (trng_lfs_14)
-  Participation in education and training (last 4 weeks) - employed persons aged 18+ (trng_lfs_4w2)
 -  Participation rate in education and training (last 4 weeks) by sex, age and occupation (trng_lfs_04)
 -  Participation rate in education and training (last 4 weeks) by sex, age and employment contract (trng_lfs_05)
 -  Participation rate in education and training (last 4 weeks) by sex, age and full-time/part-time employment (trng_lfs_06)
 -  Participation rate in education and training (last 4 weeks) by sex, age and size of the local unit (trng_lfs_07)
 -  Participation rate in education and training (last 4 weeks) by sex, age and NACE Rev. 1.1 activity (trng_lfs_08a)
 -  Participation rate in education and training (last 4 weeks) by sex, age and NACE Rev. 2 activity (trng_lfs_08b)
-  Participation in education and training (last 4 weeks) - population aged 15+, by type of education (trng_lfs_4w3)
 -  Participation rate in education and training (last 4 weeks) by type, sex and age (trng_lfs_09)
 -  Participation rate in education and training (last 4 weeks) by type, sex, age and educational attainment level (trng_lfs_10)
 -  Participation rate in education and training (last 4 weeks) by type, sex, age and labour status (trng_lfs_11)
 -  Distribution of participation in formal education and training (last 4 weeks) by education programme, sex and age (trng_lfs_15)
-  Young people by educational and labour status (incl. neither in employment nor in education and training - NEET) (sks_devlf_yp)
 -  Participation rate of young people in education and training by sex, age and labour status (incl. NEET rates) (edat_lfse_18)
 -  Participation rate of young people in formal education by sex, age and labour status (edat_lfse_19)
-  Participation in education and training - adult education survey (sks_devae)
 -  Participation in education and training (last 12 months) (trng_aes_12m0)
 -  Participation rate in education and training by sex (trng_aes_100)
 -  Participation rate in education and training by age (trng_aes_101)
 -  Participation rate in education and training by educational attainment level (trng_aes_102)
 -  Participation rate in education and training by labour status (trng_aes_103)
 -  Participation rate in education and training by occupation (trng_aes_104)
 -  Participation rate in education and training by degree of urbanisation (trng_aes_105)
 -  Participation rate in job-related non-formal education and training by type and sex (trng_aes_120)



-  Participation rate in job-related non-formal education and training by type and age (trng_aes_121)
-  Participation rate in job-related non-formal education and training by type and educational attainment level (trng_aes_122)
-  Participation rate in job-related non-formal education and training by type and labour status (trng_aes_123)
-  Participation rate in job-related non-formal education and training by type and occupation (trng_aes_124)
-  Participation rate in job-related non-formal education and training by degree of urbanisation (trng_aes_125)
-  Distribution of education and training activities by field (ISCED-F 2013) (trng_aes_166)
-  Distribution of education and training activities by field (ISCED-F 1999) (trng_aes_165)
-  Distribution of non-formal education and training activities by provider (trng_aes_170)
-  Distribution of non-formal education and training activities by type and sex (trng_aes_188)
-  Distribution of non-formal education and training activities by type and age (trng_aes_189)
-  Distribution of non-formal education and training activities by type and educational attainment level (trng_aes_190)
-  Participation in informal learning (last 12 months) (trng_aes_12m4)
 -  Participation rate in informal learning by learning form and sex (trng_aes_200)
 -  Participation rate in informal learning by learning form and age (trng_aes_201)
 -  Participation rate in informal learning by learning form and educational attainment level (trng_aes_202)
 -  Participation rate in informal learning by learning form and labour status (trng_aes_203)
 -  Participation rate in informal learning by learning form and occupation (trng_aes_204)
 -  Participation rate in informal learning by learning form and degree of urbanisation (trng_aes_205)
-  Time spent on education and training (last 12 months) (trng_aes_12m2)
 -  Mean instruction hours spent by participant in education and training by sex (trng_aes_151)
 -  Mean instruction hours spent by participant in education and training by age (trng_aes_147)
 -  Mean instruction hours spent by participant in education and training by educational attainment level (trng_aes_148)
 -  Mean instruction hours spent by participant in education and training by labour status (trng_aes_149)
 -  Mean instruction hours spent by participant in education and training by occupation (trng_aes_150)
 -  Mean instruction hours spent by participant in education and training by degree of urbanisation (trng_aes_152)
 -  Distribution of instruction hours by field (ISCED-F 2013) (trng_aes_174)
 -  Distribution of instruction hours by field (ISCED-F 1999) (trng_aes_173)
-  Obstacles to participation in education and training (last 12 months) (trng_aes_12m3)
 -  Population by will to participate in education and training (trng_aes_175)
 -  Population not participating in education or training by main reason and sex (trng_aes_195)
 -  Population not participating in education or training by main reason and age (trng_aes_196)
 -  Population not participating in education or training by main reason and educational attainment level (trng_aes_197)
 -  Population wanting to participate in education and training, by reason for not participating and sex (trng_aes_176)
 -  Population wanting to participate in education and training, by reason for not participating and age (trng_aes_177)
 -  Population wanting to participate in education and training, by reason for not participating and educational attain(...) (trng_aes_178)

-  Population wanting to participate in education and training, by main reason for not participating and sex (trng_aes_179)
-  Population wanting to participate in education and training, by main reason for not participating and age (trng_aes_180)
-  Population wanting to participate in education and training, by main reason for not participating and educational a(...) (trng_aes_181)
-  Population not wanting to participate in education and training by main reason and sex (trng_aes_192)
-  Population not wanting to participate in education and training by main reason and age (trng_aes_193)
-  Population not wanting to participate in education and training by main reason and educational attainment level (trng_aes_194)
-  Participation in education and training - UNESCO, OECD, Eurostat (UOE) joint data collection (sks_devuoe)
 -  All education levels (sks_simuoe_el)
 -  Pupils and students in education by age groups - as % of corresponding age population (educ_uoe_enra05)
 -  Pupils and students in education aged 30 and over - per 1000 of corresponding age population (educ_uoe_enra06)
 -  Students in post-compulsory education - as % of the total population of post-compulsory school age (educ_uoe_enra08)
 -  Students participation at the end of compulsory education - as % of the corresponding age population (educ_uoe_enra09)
 -  Distribution of pupils and students enrolled in general and vocational programmes by education level and NUTS2 regions (educ_uoe_enra13)
 -  Language learning (educ_uoe_lang)
 -  Pupils by education level and modern foreign language studied - absolute numbers and % of pupils by language studied (educ_uoe_lang01)
 -  Pupils by education level and number of modern foreign languages studied - absolute numbers and % of pupils by numb(...) (educ_uoe_lang02)
 -  Average number of foreign languages studied per pupil by education level (educ_uoe_lang03)
 -  Tertiary education (educ_uoe_enrt)
 -  Students enrolled in tertiary education by education level, programme orientation, sex, type of institution and int(...) (educ_uoe_enrt01)
 -  Students enrolled in tertiary education by education level, programme orientation, sex and age (educ_uoe_enrt02)
 -  Students enrolled in tertiary education by education level, programme orientation, sex and field of education (educ_uoe_enrt03)
 -  Distribution of students enrolled at tertiary education levels by sex and field of education (educ_uoe_enrt04)
 -  Ratio of the proportion of tertiary students over the proportion of the population by NUTS1 and NUTS2 regions (educ_uoe_enrt05)
 -  Students enrolled in tertiary education by education level, programme orientation, sex and NUTS2 regions (educ_uoe_enrt06)
 -  Students in tertiary education by age groups - as % of corresponding age population (educ_uoe_enrt07)
 -  Students in tertiary education - as % of 20-24 years old in the population (educ_uoe_enrt08)
-  Participation in education and training - ICT usage and e-commerce in enterprises (sks_devict)
 -  Enterprises that provided training to develop/upgrade ICT skills of their personnel (isoc_ske_ittn2)



 Participation in education and training - continuing vocational training in enterprises (sks_devcvt)

  Enterprises providing training by type of training and size class - % of all enterprises

(trng_cvt_01s)

  Participants in CVT courses by sex and size class - % of persons employed in all enterprises

(trng_cvt_12s)

  Main skills targeted by CVT courses by type of skill and NACE Rev. 2 activity - % of enterprises providing CVT courses (trng_cvt_29n2)